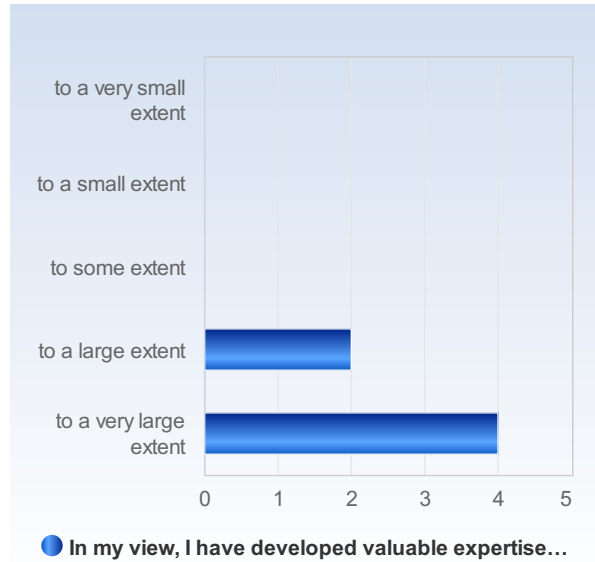


2QA285 Implementing strategies for quality improvement in healthcare settings VT2022

Respondents: 11
 Answer Count: 6
 Answer Frequency: 54.55%

In my view, I have developed valuable expertise/skills during the course.

In my view, I have developed valuable expertise /skills during the course.	Number of responses
to a very small extent	0 (0.0%)
to a small extent	0 (0.0%)
to some extent	0 (0.0%)
to a large extent	2 (33.3%)
to a very large extent	4 (66.7%)
Total	6 (100.0%)



	Mean	Standard Deviation	Coefficient of Variation	Min	Lower Quartile	Median	Upper Quartile	Max
In my view, I have developed valuable expertise/skills during the course.	4.7	0.5	11.1 %	4.0	4.5	5.0	5.0	5.0

In my view, I have achieved all the intended learning outcomes of the course.

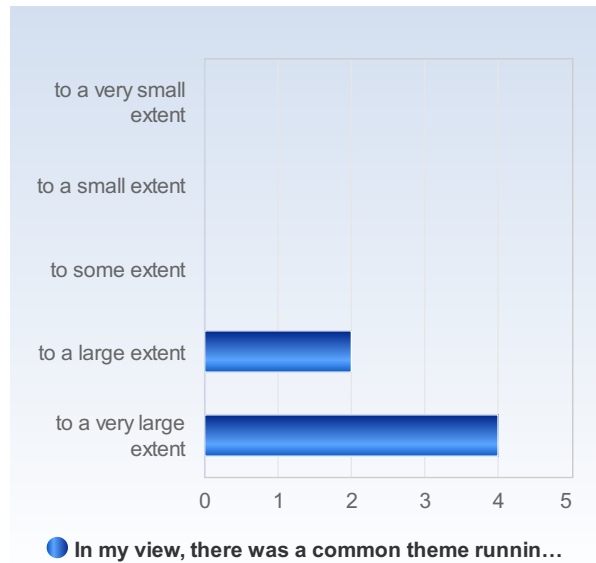
In my view, I have achieved all the intended learning outcomes of the course.	Number of responses
to a very small extent	0 (0.0%)
to a small extent	0 (0.0%)
to some extent	0 (0.0%)
to a large extent	3 (50.0%)
to a very large extent	3 (50.0%)
Total	6 (100.0%)



	Mean	Standard Deviation	Coefficient of Variation	Min	Lower Quartile	Median	Upper Quartile	Max
In my view, I have achieved all the intended learning outcomes of the course.	4.5	0.5	12.2 %	4.0	4.0	4.5	5.0	5.0

In my view, there was a common theme running throughout the course – from learning outcomes to examinations.

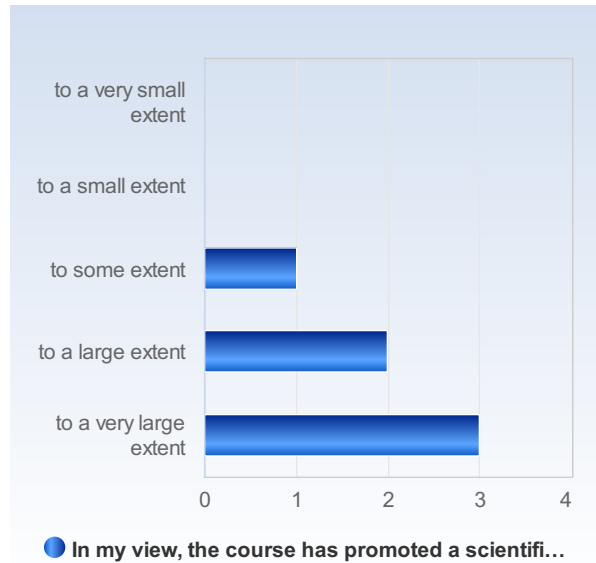
In my view, there was a common theme running throughout the course – from learning outcomes to examinations.	Number of responses
to a very small extent	0 (0.0%)
to a small extent	0 (0.0%)
to some extent	0 (0.0%)
to a large extent	2 (33.3%)
to a very large extent	4 (66.7%)
Total	6 (100.0%)



	Mean	Standard Deviation	Coefficient of Variation	Min	Lower Quartile	Median	Upper Quartile	Max
In my view, there was a common theme running throughout the course – from learning outcomes to examinations.	4.7	0.5	11.1 %	4.0	4.5	5.0	5.0	5.0

In my view, the course has promoted a scientific way of thinking and reasoning (e.g. analytical and critical thinking, independent search for and evaluation of information).

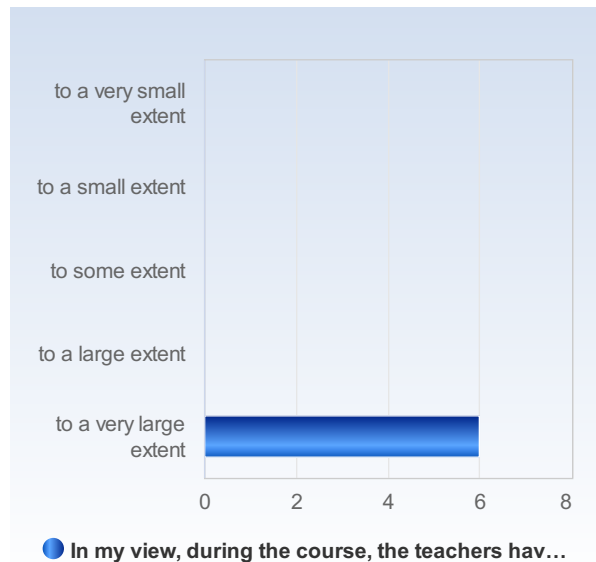
In my view, the course has promoted a scientific way of thinking and reasoning (e.g. analytical and critical thinking, independent search for and evaluation of information).	Number of responses
to a very small extent	0 (0.0%)
to a small extent	0 (0.0%)
to some extent	1 (16.7%)
to a large extent	2 (33.3%)
to a very large extent	3 (50.0%)
Total	6 (100.0%)



	Mean	Standard Deviation	Coefficient of Variation	Min	Lower Quartile	Median	Upper Quartile	Max
In my view, the course has promoted a scientific way of thinking and reasoning (e.g. analytical and critical thinking, independent search for and evaluation of information).	4.3	0.8	18.8 %	3.0	4.0	4.5	5.0	5.0

In my view, during the course, the teachers have been open to ideas and opinions about the course's structure and content.

In my view, during the course, the teachers have been open to ideas and opinions about the course's structure and content.	Number of responses
to a very small extent	0 (0.0%)
to a small extent	0 (0.0%)
to some extent	0 (0.0%)
to a large extent	0 (0.0%)
to a very large extent	6 (100.0%)
Total	6 (100.0%)

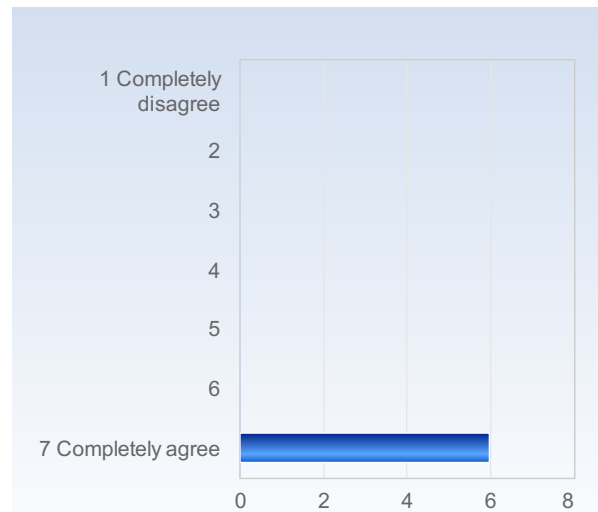


	Mean	Standard Deviation	Coefficient of Variation	Min	Lower Quartile	Median	Upper Quartile	Max
In my view, during the course, the teachers have been open to ideas and opinions about the course's structure and content.	5.0	0.0	0.0 %	5.0	5.0	5.0	5.0	5.0

These questions are on a scale from 1 = Completely disagree to 7 = Completely agree

The knowledge I have learned in this course can be used in my workplace.

The knowledge I have learned in this course can be used in my workplace.	Number of responses
1 Completely disagree	0 (0.0%)
2	0 (0.0%)
3	0 (0.0%)
4	0 (0.0%)
5	0 (0.0%)
6	0 (0.0%)
7 Completely agree	6 (100.0%)
Total	6 (100.0%)

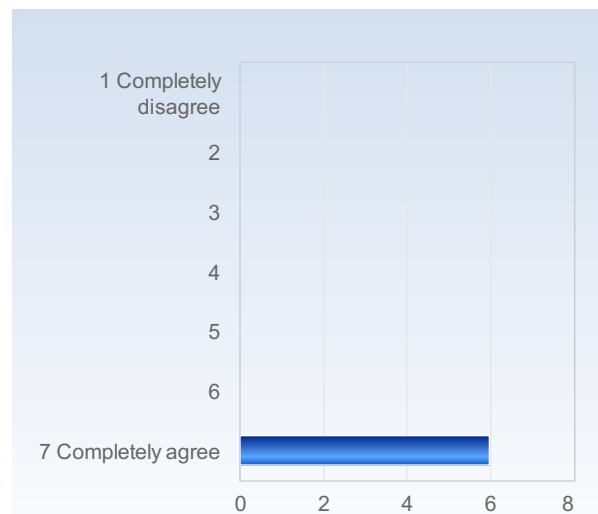


● The knowledge I have learned in this course ca...

	Mean	Standard Deviation	Coefficient of Variation	Min	Lower Quartile	Median	Upper Quartile	Max
The knowledge I have learned in this course can be used in my workplace.	7.0	0.0	0.0 %	7.0	7.0	7.0	7.0	7.0

I feel Michael is approachable.

I feel Michael is approachable.	Number of responses
1 Completely disagree	0 (0.0%)
2	0 (0.0%)
3	0 (0.0%)
4	0 (0.0%)
5	0 (0.0%)
6	0 (0.0%)
7 Completely agree	6 (100.0%)
Total	6 (100.0%)



● I feel Michael is approachable.

	Mean	Standard Deviation	Coefficient of Variation	Min	Lower Quartile	Median	Upper Quartile	Max
I feel Michael is approachable.	7.0	0.0	0.0 %	7.0	7.0	7.0	7.0	7.0

Michael responded to my questions quickly.

Michael responded to my questions quickly.	Number of responses
1 Completely disagree	0 (0.0%)
2	0 (0.0%)
3	0 (0.0%)
4	0 (0.0%)
5	0 (0.0%)
6	0 (0.0%)
7 Completely agree	6 (100.0%)
Total	6 (100.0%)



	Mean	Standard Deviation	Coefficient of Variation	Min	Lower Quartile	Median	Upper Quartile	Max
Michael responded to my questions quickly.	7.0	0.0	0.0 %	7.0	7.0	7.0	7.0	7.0

Michael was helpful in answering my questions.

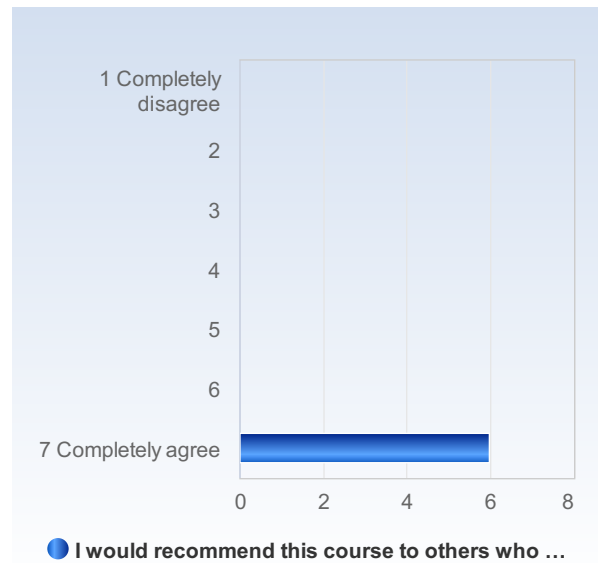
Michael was helpful in answering my questions.	Number of responses
1 Completely disagree	0 (0.0%)
2	0 (0.0%)
3	0 (0.0%)
4	0 (0.0%)
5	0 (0.0%)
6	0 (0.0%)
7 Completely agree	6 (100.0%)
Total	6 (100.0%)



	Mean	Standard Deviation	Coefficient of Variation	Min	Lower Quartile	Median	Upper Quartile	Max
Michael was helpful in answering my questions.	7.0	0.0	0.0 %	7.0	7.0	7.0	7.0	7.0

I would recommend this course to others who want to learn about quality improvement.

I would recommend this course to others who want to learn about quality improvement.	Number of responses
1	
2 Completely disagree	0 (0.0%)
3	
4	0 (0.0%)
5	
6	0 (0.0%)
7 Completely agree	6 (100.0%)
Total	6 (100.0%)



	Mean	Standard Deviation	Coefficient of Variation	Min	Lower Quartile	Median	Upper Quartile	Max
I would recommend this course to others who want to learn about quality improvement.	7.0	0.0	0.0 %	7.0	7.0	7.0	7.0	7.0