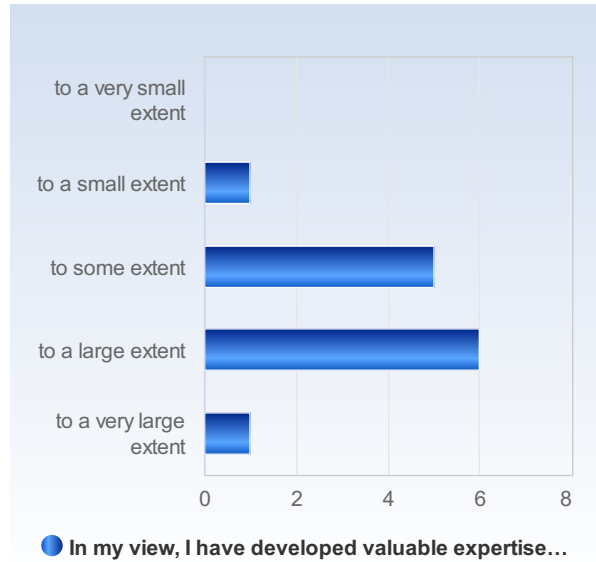


HT20 5HI021 Current Research and Trends in Health Informatics

Respondents: 33
 Answer Count: 13
 Answer Frequency: 39,39 %

In my view, I have developed valuable expertise/skills during the course.

In my view, I have developed valuable expertise /skills during the course.	Number of responses
to a very small extent	0 (0,0%)
to a small extent	1 (7,7%)
to some extent	5 (38,5%)
to a large extent	6 (46,2%)
to a very large extent	1 (7,7%)
Total	13 (100,0%)



	Mean	Standard Deviation	Coefficient of Variation	Min	Lower Quartile	Median	Upper Quartile	Max
In my view, I have developed valuable expertise/skills during the course.	3,5	0,8	21,9 %	2,0	3,0	4,0	4,0	5,0

In my view, I have achieved all the intended learning outcomes of the course.

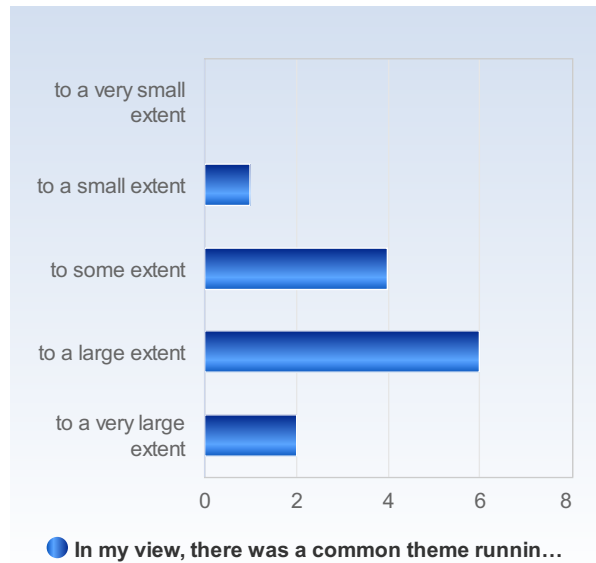
In my view, I have achieved all the intended learning outcomes of the course.	Number of responses
to a very small extent	0 (0,0%)
to a small extent	0 (0,0%)
to some extent	5 (38,5%)
to a large extent	7 (53,8%)
to a very large extent	1 (7,7%)
Total	13 (100,0%)



	Mean	Standard Deviation	Coefficient of Variation	Min	Lower Quartile	Median	Upper Quartile	Max
In my view, I have achieved all the intended learning outcomes of the course.	3,7	0,6	17,1 %	3,0	3,0	4,0	4,0	5,0

In my view, there was a common theme running throughout the course – from learning outcomes to examinations.

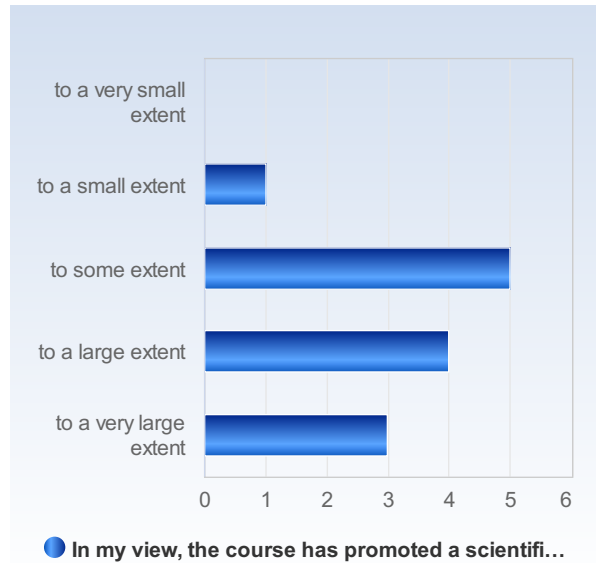
In my view, there was a common theme running throughout the course – from learning outcomes to examinations.	Number of responses
to a very small extent	0 (0,0%)
to a small extent	1 (7,7%)
to some extent	4 (30,8%)
to a large extent	6 (46,2%)
to a very large extent	2 (15,4%)
Total	13 (100,0%)



	Mean	Standard Deviation	Coefficient of Variation	Min	Lower Quartile	Median	Upper Quartile	Max
In my view, there was a common theme running throughout the course – from learning outcomes to examinations.	3,7	0,9	23,2 %	2,0	3,0	4,0	4,0	5,0

In my view, the course has promoted a scientific way of thinking and reasoning (e.g. analytical and critical thinking, independent search for and evaluation of information).

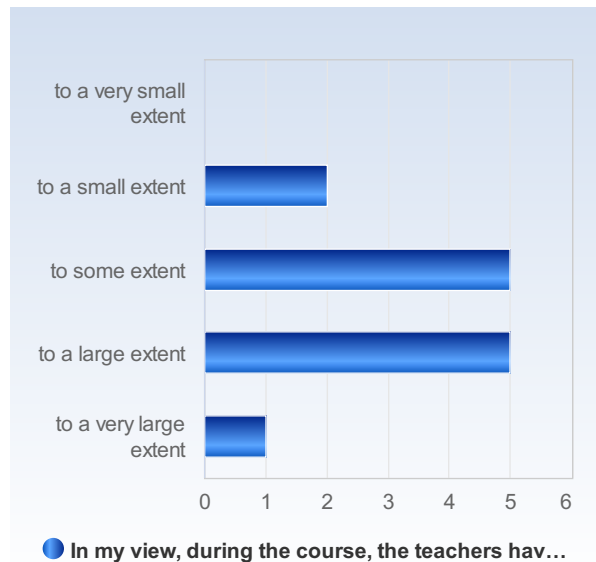
In my view, the course has promoted a scientific way of thinking and reasoning (e.g. analytical and critical thinking, independent search for and evaluation of information).	Number of responses
to a very small extent	0 (0,0%)
to a small extent	1 (7,7%)
to some extent	5 (38,5%)
to a large extent	4 (30,8%)
to a very large extent	3 (23,1%)
Total	13 (100,0%)



	Mean	Standard Deviation	Coefficient of Variation	Min	Lower Quartile	Median	Upper Quartile	Max
In my view, the course has promoted a scientific way of thinking and reasoning (e.g. analytical and critical thinking, independent search for and evaluation of information).	3,7	0,9	25,7 %	2,0	3,0	4,0	4,0	5,0

In my view, during the course, the teachers have been open to ideas and opinions about the course's structure and content.

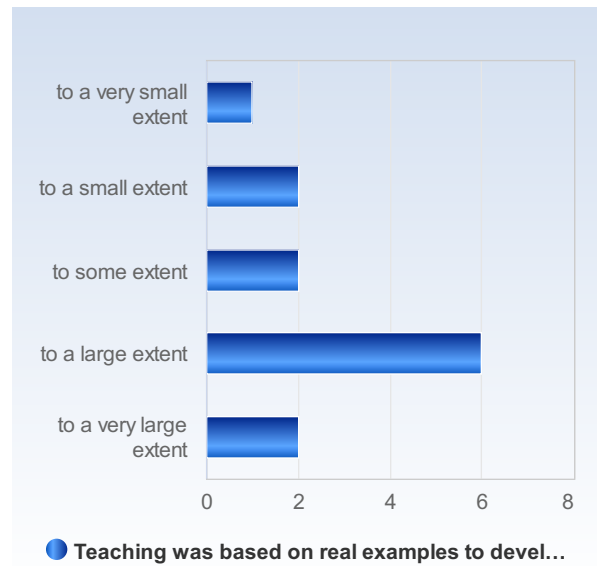
In my view, during the course, the teachers have been open to ideas and opinions about the course's structure and content.	Number of responses
to a very small extent	0 (0,0%)
to a small extent	2 (15,4%)
to some extent	5 (38,5%)
to a large extent	5 (38,5%)
to a very large extent	1 (7,7%)
Total	13 (100,0%)



	Mean	Standard Deviation	Coefficient of Variation	Min	Lower Quartile	Median	Upper Quartile	Max
In my view, during the course, the teachers have been open to ideas and opinions about the course's structure and content.	3,4	0,9	25,7 %	2,0	3,0	3,0	4,0	5,0

Teaching was based on real examples to develop students' professional knowledge.

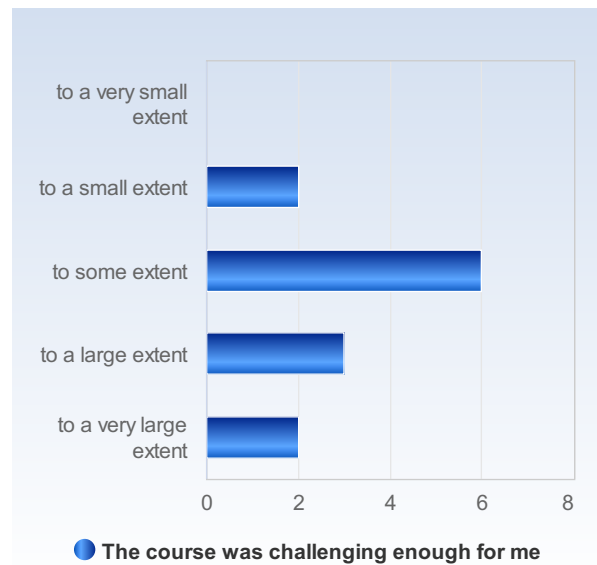
Teaching was based on real examples to develop students' professional knowledge.	Number of responses
to a very small extent	1 (7,7%)
to a small extent	2 (15,4%)
to some extent	2 (15,4%)
to a large extent	6 (46,2%)
to a very large extent	2 (15,4%)
Total	13 (100,0%)



	Mean	Standard Deviation	Coefficient of Variation	Min	Lower Quartile	Median	Upper Quartile	Max
Teaching was based on real examples to develop students' professional knowledge.	3,5	1,2	34,6 %	1,0	3,0	4,0	4,0	5,0

The course was challenging enough for me

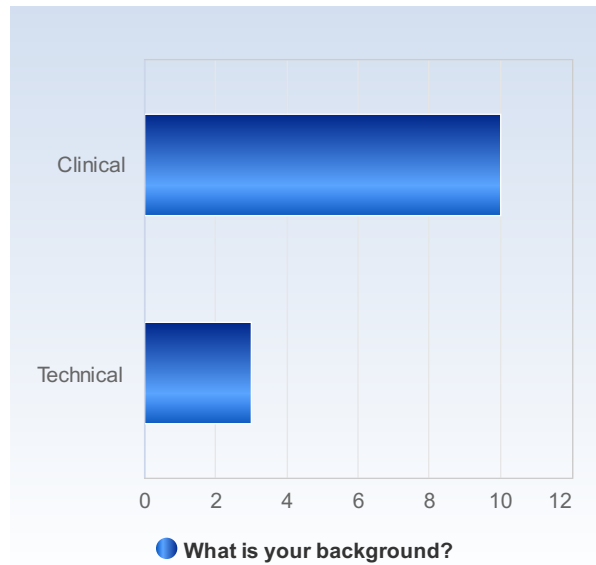
The course was challenging enough for me	Number of responses
to a very small extent	0 (0,0%)
to a small extent	2 (15,4%)
to some extent	6 (46,2%)
to a large extent	3 (23,1%)
to a very large extent	2 (15,4%)
Total	13 (100,0%)



	Mean	Standard Deviation	Coefficient of Variation	Min	Lower Quartile	Median	Upper Quartile	Max
The course was challenging enough for me	3,4	1,0	28,4 %	2,0	3,0	3,0	4,0	5,0

What is your background?

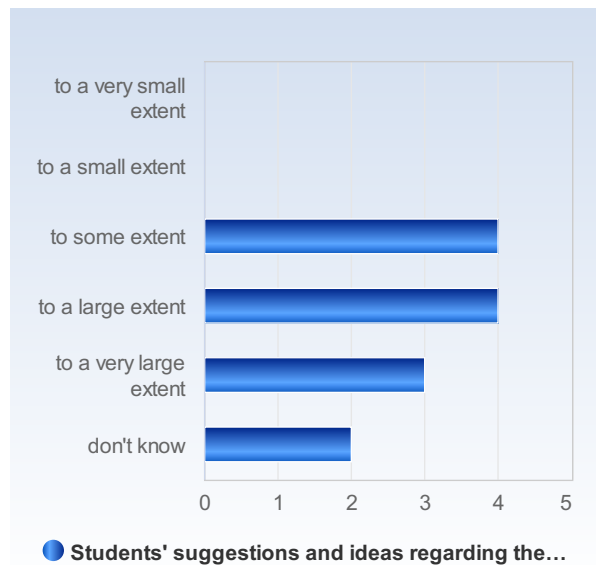
What is your background?	Number of responses
Clinical	10 (76,9%)
Technical	3 (23,1%)
Total	13 (100,0%)



	Mean	Standard Deviation	Coefficient of Variation	Min	Lower Quartile	Median	Upper Quartile	Max
What is your background?	1,2	0,4	35,6 %	1,0	1,0	1,0	1,0	2,0

Students' suggestions and ideas regarding the web-based teaching were taken into consideration.

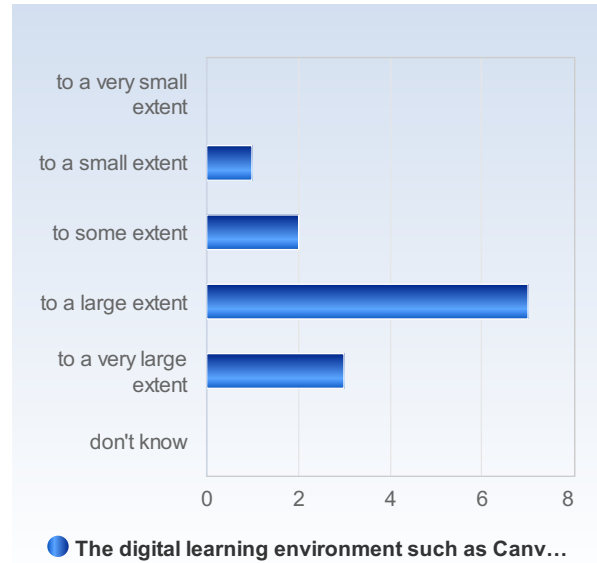
Students' suggestions and ideas regarding the web-based teaching were taken into consideration.	Number of responses
to a very small extent	0 (0,0%)
to a small extent	0 (0,0%)
to some extent	4 (30,8%)
to a large extent	4 (30,8%)
to a very large extent	3 (23,1%)
don't know	2 (15,4%)
Total	13 (100,0%)



	Mean	Standard Deviation	Coefficient of Variation	Min	Lower Quartile	Median	Upper Quartile	Max
Students' suggestions and ideas regarding the web-based teaching were taken into consideration.	4,2	1,1	25,8 %	3,0	3,0	4,0	5,0	6,0

The digital learning environment such as Canvas, Zoom etc. during the web-based course was adequate.

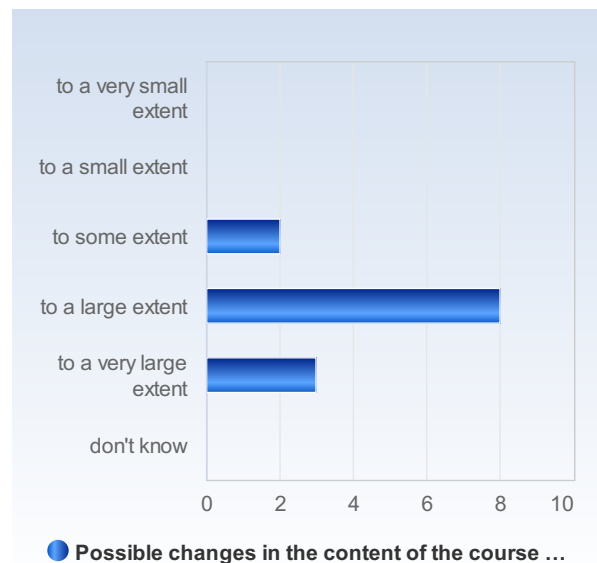
The digital learning environment such as Canvas, Zoom etc. during the web-based course was adequate.	Number of responses
to a very small extent	0 (0,0%)
to a small extent	1 (7,7%)
to some extent	2 (15,4%)
to a large extent	7 (53,8%)
to a very large extent	3 (23,1%)
don't know	0 (0,0%)
Total	13 (100,0%)



	Mean	Standard Deviation	Coefficient of Variation	Min	Lower Quartile	Median	Upper Quartile	Max
The digital learning environment such as Canvas, Zoom etc. during the web-based course was adequate.	3,9	0,9	22,0 %	2,0	4,0	4,0	4,0	5,0

Possible changes in the content of the course as a consequence of the current situation (regarding Covid-19) were communicated clearly.

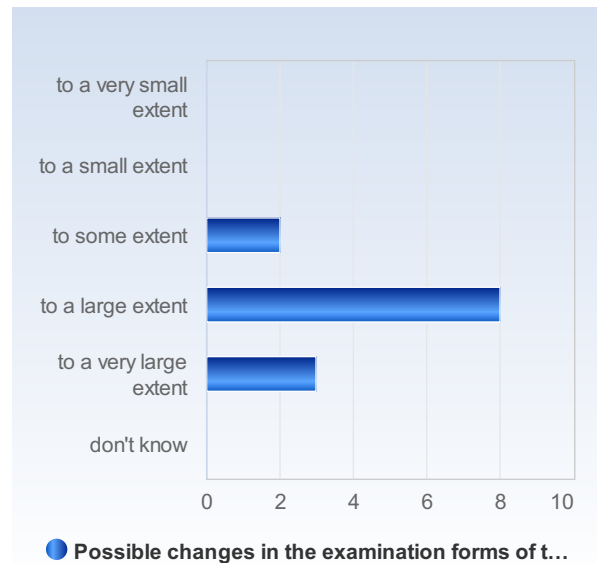
Possible changes in the content of the course as a consequence of the current situation (regarding Covid-19) were communicated clearly.	Number of responses
to a very small extent	0 (0,0%)
to a small extent	0 (0,0%)
to some extent	2 (15,4%)
to a large extent	8 (61,5%)
to a very large extent	3 (23,1%)
don't know	0 (0,0%)
Total	13 (100,0%)



	Mean	Standard Deviation	Coefficient of Variation	Min	Lower Quartile	Median	Upper Quartile	Max
Possible changes in the content of the course as a consequence of the current situation (regarding Covid-19) were communicated clearly.	4,1	0,6	15,7 %	3,0	4,0	4,0	4,0	5,0

Possible changes in the examination forms of the course as a consequence of the current situation (regarding Covid-19) were communicated clearly.

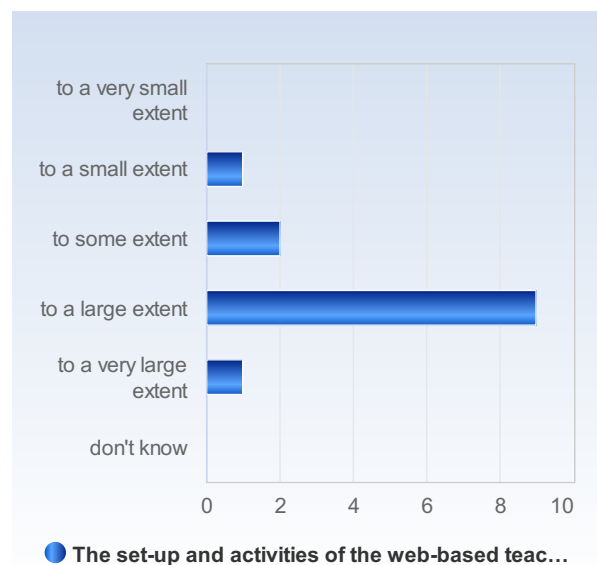
Possible changes in the examination forms of the course as a consequence of the current situation (regarding Covid-19) were communicated clearly.	Number of responses
to a very small extent	0 (0,0%)
to a small extent	0 (0,0%)
to some extent	2 (15,4%)
to a large extent	8 (61,5%)
to a very large extent	3 (23,1%)
don't know	0 (0,0%)
Total	13 (100,0%)



	Mean	Standard Deviation	Coefficient of Variation	Min	Lower Quartile	Median	Upper Quartile	Max
Possible changes in the examination forms of the course as a consequence of the current situation (regarding Covid-19) were communicated clearly.	4,1	0,6	15,7 %	3,0	4,0	4,0	4,0	5,0

The set-up and activities of the web-based teaching were relevant to the learning outcomes.

The set-up and activities of the web-based teaching were relevant to the learning outcomes.	Number of responses
to a very small extent	0 (0,0%)
to a small extent	1 (7,7%)
to some extent	2 (15,4%)
to a large extent	9 (69,2%)
to a very large extent	1 (7,7%)
don't know	0 (0,0%)
Total	13 (100,0%)



	Mean	Standard Deviation	Coefficient of Variation	Min	Lower Quartile	Median	Upper Quartile	Max
The set-up and activities of the web-based teaching were relevant to the learning outcomes.	3,8	0,7	19,2 %	2,0	4,0	4,0	4,0	5,0

Prior to the web-based examination, I received clear instructions regarding, for example, systems (Canvas, Inspera), set-up and times.

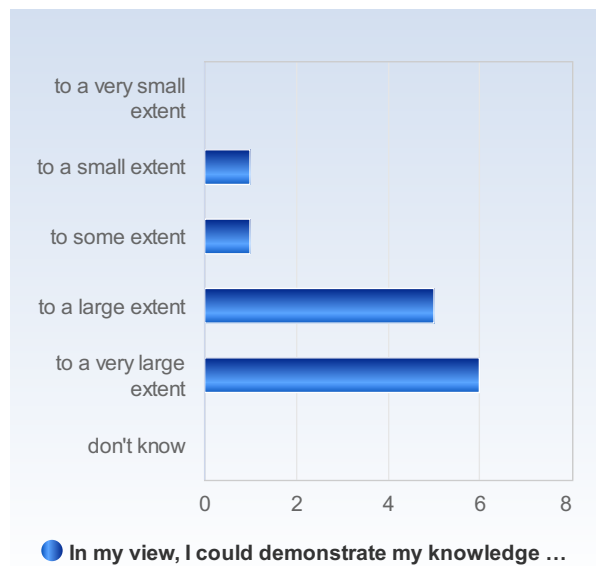
Prior to the web-based examination, I received clear instructions regarding, for example, systems (Canvas, Inspera), set-up and times.	Number of responses
to a very small extent	0 (0,0%)
to a small extent	0 (0,0%)
to some extent	3 (23,1%)
to a large extent	6 (46,2%)
to a very large extent	4 (30,8%)
don't know	0 (0,0%)
Total	13 (100,0%)



	Mean	Standard Deviation	Coefficient of Variation	Lower Quartile	Median	Upper Quartile	Max
Prior to the web-based examination, I received clear instructions regarding, for example, systems (Canvas, Inspera), set-up and times.	4,1	0,8	18,6 %	3,0	4,0	5,0	5,0

In my view, I could demonstrate my knowledge in the web-based examination just as well as in an ordinary examination.

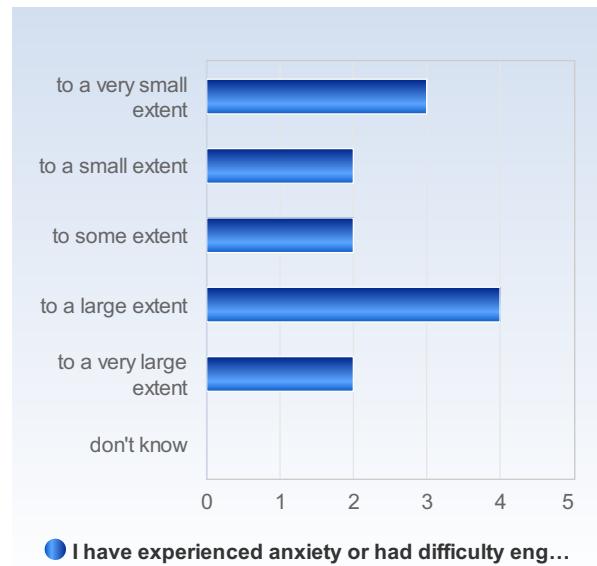
In my view, I could demonstrate my knowledge in the web-based examination just as well as in an ordinary examination.	Number of responses
to a very small extent	0 (0,0%)
to a small extent	1 (7,7%)
to some extent	1 (7,7%)
to a large extent	5 (38,5%)
to a very large extent	6 (46,2%)
don't know	0 (0,0%)
Total	13 (100,0%)



	Mean	Standard Deviation	Coefficient of Variation	Lower Quartile	Median	Upper Quartile	Max
In my view, I could demonstrate my knowledge in the web-based examination just as well as in an ordinary examination.	4,2	0,9	21,9 %	2,0	4,0	5,0	5,0

I have experienced anxiety or had difficulty engaging, as a consequence of the current situation (regarding Covid-19).

I have experienced anxiety or had difficulty engaging, as a consequence of the current situation (regarding Covid-19).	Number of responses
to a very small extent	3 (23,1%)
to a small extent	2 (15,4%)
to some extent	2 (15,4%)
to a large extent	4 (30,8%)
to a very large extent	2 (15,4%)
don't know	0 (0,0%)
Total	13 (100,0%)



	Mean	Standard Deviation	Coefficient of Variation	Min	Lower Quartile	Median	Upper Quartile	Max
I have experienced anxiety or had difficulty engaging, as a consequence of the current situation (regarding Covid-19).	3,0	1,5	49,1 %	1,0	2,0	3,0	4,0	5,0