

Course evaluation - Degree project in toxicology, Spring 2022

Respondents: 27
 Answer Count: 25
 Answer Frequency: 92.59%

In my view, I have developed valuable expertise/skills during the course.

In my view, I have developed valuable expertise /skills during the course.	Number of responses
to a very small extent	0 (0.0%)
to a small extent	0 (0.0%)
to some extent	1 (4.0%)
to a large extent	6 (24.0%)
to a very large extent	18 (72.0%)
Total	25 (100.0%)



	Mean	Standard Deviation	Coefficient of Variation	Min	Lower Quartile	Median	Upper Quartile	Max
In my view, I have developed valuable expertise/skills during the course.	4.7	0.6	11.9 %	3.0	4.0	5.0	5.0	5.0

In my view, I have achieved all the intended learning outcomes of the course.

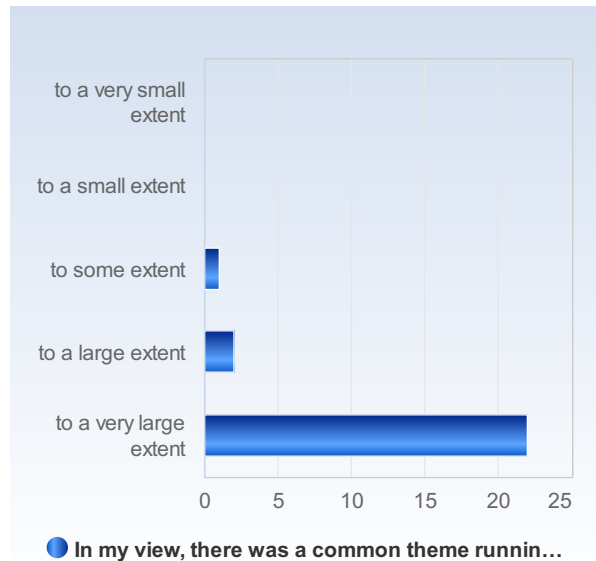
In my view, I have achieved all the intended learning outcomes of the course.	Number of responses
to a very small extent	0 (0.0%)
to a small extent	0 (0.0%)
to some extent	1 (4.0%)
to a large extent	7 (28.0%)
to a very large extent	17 (68.0%)
Total	25 (100.0%)



	Mean	Standard Deviation	Coefficient of Variation	Min	Lower Quartile	Median	Upper Quartile	Max
In my view, I have achieved all the intended learning outcomes of the course.	4.6	0.6	12.3 %	3.0	4.0	5.0	5.0	5.0

In my view, there was a common theme running throughout the course – from learning outcomes to examinations.

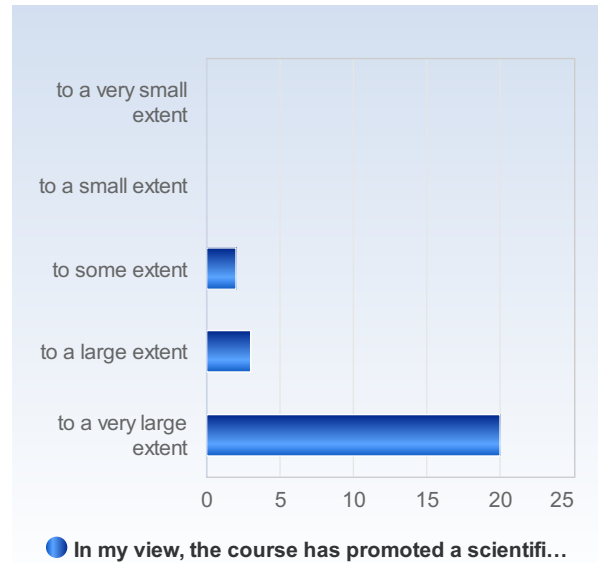
In my view, there was a common theme running throughout the course – from learning outcomes to examinations.	Number of responses
to a very small extent	0 (0.0%)
to a small extent	0 (0.0%)
to some extent	1 (4.0%)
to a large extent	2 (8.0%)
to a very large extent	22 (88.0%)
Total	25 (100.0%)



	Mean	Standard Deviation	Coefficient of Variation	Min	Lower Quartile	Median	Upper Quartile	Max
In my view, there was a common theme running throughout the course – from learning outcomes to examinations.	4.8	0.5	9.8 %	3.0	5.0	5.0	5.0	5.0

In my view, the course has promoted a scientific way of thinking and reasoning (e.g. analytical and critical thinking, independent search for and evaluation of information).

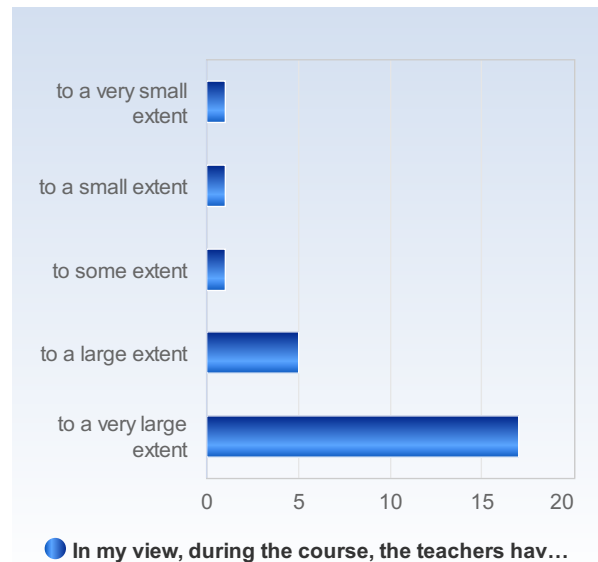
In my view, the course has promoted a scientific way of thinking and reasoning (e.g. analytical and critical thinking, independent search for and evaluation of information).	Number of responses
to a very small extent	0 (0.0%)
to a small extent	0 (0.0%)
to some extent	2 (8.0%)
to a large extent	3 (12.0%)
to a very large extent	20 (80.0%)
Total	25 (100.0%)



	Mean	Standard Deviation	Coefficient of Variation	Min	Lower Quartile	Median	Upper Quartile	Max
In my view, the course has promoted a scientific way of thinking and reasoning (e.g. analytical and critical thinking, independent search for and evaluation of information).	4.7	0.6	13.0 %	3.0	5.0	5.0	5.0	5.0

In my view, during the course, the teachers have been open to ideas and opinions about the course's structure and content.

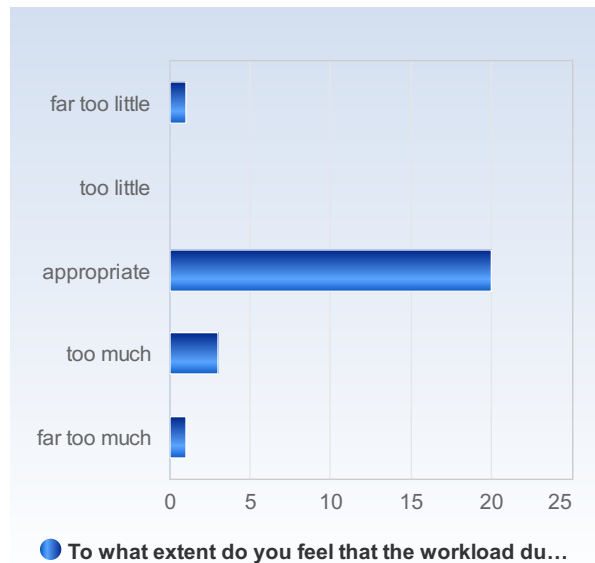
In my view, during the course, the teachers have been open to ideas and opinions about the course's structure and content.	Number of responses
to a very small extent	1 (4.0%)
to a small extent	1 (4.0%)
to some extent	1 (4.0%)
to a large extent	5 (20.0%)
to a very large extent	17 (68.0%)
Total	25 (100.0%)



	Mean	Standard Deviation	Coefficient of Variation	Min	Lower Quartile	Median	Upper Quartile	Max
In my view, during the course, the teachers have been open to ideas and opinions about the course's structure and content.	4.4	1.0	23.5 %	1.0	4.0	5.0	5.0	5.0

To what extent do you feel that the workload during the course was reasonable in relation to the extent of the course/number of credits awarded?

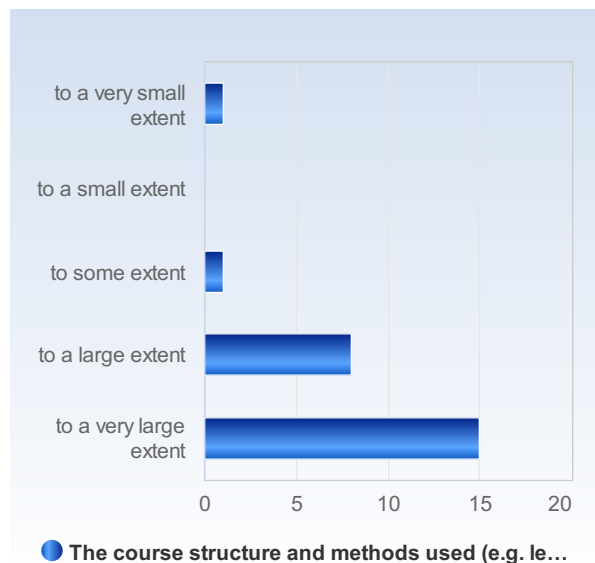
To what extent do you feel that the workload during the course was reasonable in relation to the extent of the course/number of credits awarded?	Number of responses
far too little	1 (4.0%)
too little	0 (0.0%)
appropriate	20 (80.0%)
too much	3 (12.0%)
far too much	1 (4.0%)
Total	25 (100.0%)



	Mean	Standard Deviation	Coefficient of Variation	Lower Quartile	Median	Upper Quartile	Max
To what extent do you feel that the workload during the course was reasonable in relation to the extent of the course/number of credits awarded?	3.1	0.7	21.3 %	1.0	3.0	3.0	5.0

The course structure and methods used (e.g. lectures, exercises, seminars, assignments etc.) were relevant in relation to the learning outcomes.

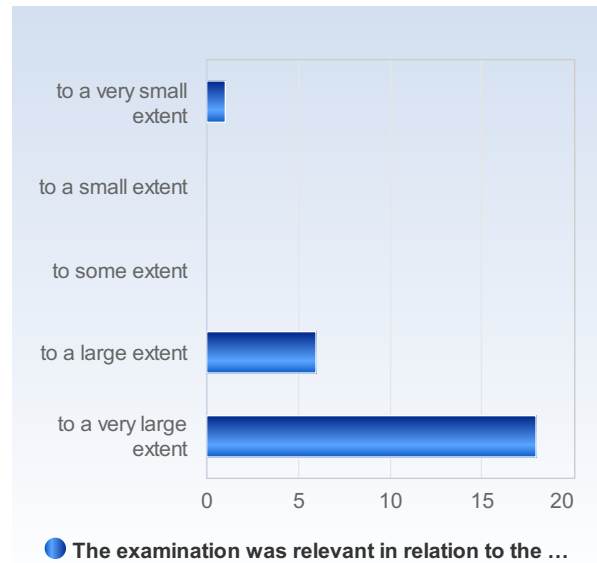
The course structure and methods used (e.g. lectures, exercises, seminars, assignments etc.) were relevant in relation to the learning outcomes.	Number of responses
to a very small extent	1 (4.0%)
to a small extent	0 (0.0%)
to some extent	1 (4.0%)
to a large extent	8 (32.0%)
to a very large extent	15 (60.0%)
Total	25 (100.0%)



	Mean	Standard Deviation	Coefficient of Variation	Lower Quartile	Median	Upper Quartile	Max
The course structure and methods used (e.g. lectures, exercises, seminars, assignments etc.) were relevant in relation to the learning outcomes.	4.4	0.9	20.6 %	1.0	4.0	5.0	5.0

The examination was relevant in relation to the learning outcomes.

The examination was relevant in relation to the learning outcomes.	Number of responses
to a very small extent	1 (4.0%)
to a small extent	0 (0.0%)
to some extent	0 (0.0%)
to a large extent	6 (24.0%)
to a very large extent	18 (72.0%)
Total	25 (100.0%)



	Mean	Standard Deviation	Coefficient of Variation	Min	Lower Quartile	Median	Upper Quartile	Max
The examination was relevant in relation to the learning outcomes.	4.6	0.9	18.8 %	1.0	4.0	5.0	5.0	5.0

I was actively participating in learning activities.

I was actively participating in learning activities.	Number of responses
to a very small extent	1 (4.0%)
to a small extent	0 (0.0%)
to some extent	0 (0.0%)
to a large extent	3 (12.0%)
to a very large extent	21 (84.0%)
Total	25 (100.0%)



	Mean	Standard Deviation	Coefficient of Variation	Min	Lower Quartile	Median	Upper Quartile	Max
I was actively participating in learning activities.	4.7	0.8	17.9 %	1.0	5.0	5.0	5.0	5.0

When/if I had questions or problems with the course content, I felt that I could turn to my teacher/supervisor for guidance.

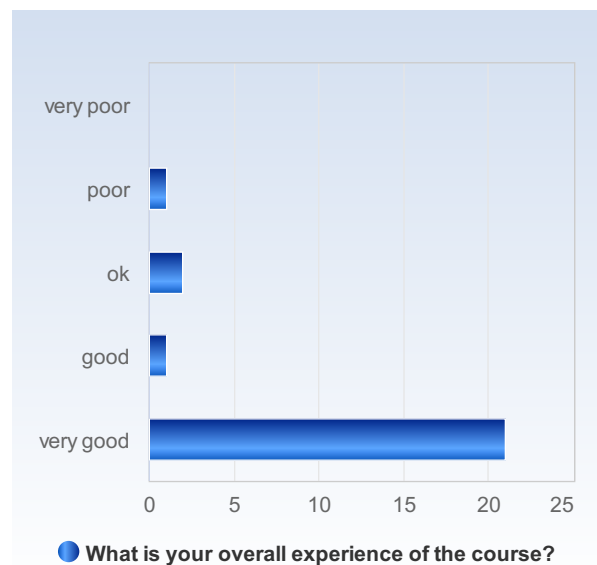
When/if I had questions or problems with the course content, I felt that I could turn to my teacher/supervisor for guidance.	Number of responses
to a very small extent	1 (4.0%)
to a small extent	1 (4.0%)
to some extent	1 (4.0%)
to a large extent	5 (20.0%)
to a very large extent	17 (68.0%)
Total	25 (100.0%)



	Mean	Standard Deviation	Coefficient of Variation	Min	Lower Quartile	Median	Upper Quartile	Max
When/if I had questions or problems with the course content, I felt that I could turn to my teacher/supervisor for guidance.	4.4	1.0	23.5 %	1.0	4.0	5.0	5.0	5.0

What is your overall experience of the course?

What is your overall experience of the course?	Number of responses
very poor	0 (0.0%)
poor	1 (4.0%)
ok	2 (8.0%)
good	1 (4.0%)
very good	21 (84.0%)
Total	25 (100.0%)

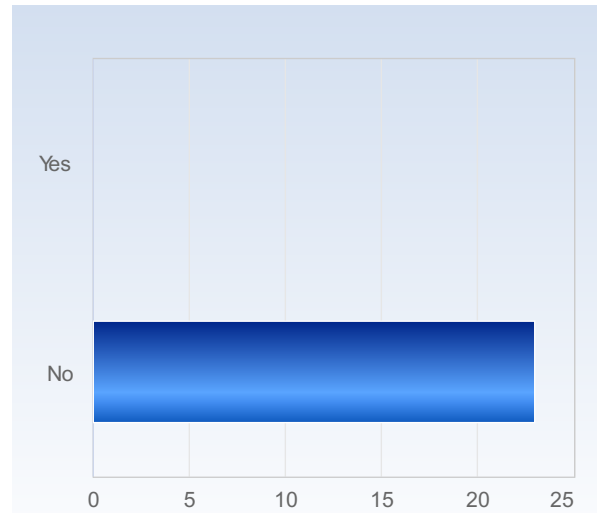


	Mean	Standard Deviation	Coefficient of Variation	Min	Lower Quartile	Median	Upper Quartile	Max
What is your overall experience of the course?	4.7	0.8	17.1 %	2.0	5.0	5.0	5.0	5.0

Have you during the course been subjected to negative discrimination or insults because of your gender, ethnic origin, religion, disability or sexual orientation? If the answer is yes, the programme advises you to contact the study advisor or the student ombudsman; see KI webpage for Contact information.

Have you during the course been subjected to negative discrimination or insults because of your gender, ethnic origin, religion, disability or sexual orientation? If the answer is yes, the programme advises you to contact the study advisor or the student ombudsman; see KI webpage for Contact information.

	Number of responses
Yes	0 (0.0%)
No	23 (100.0%)
Total	23 (100.0%)

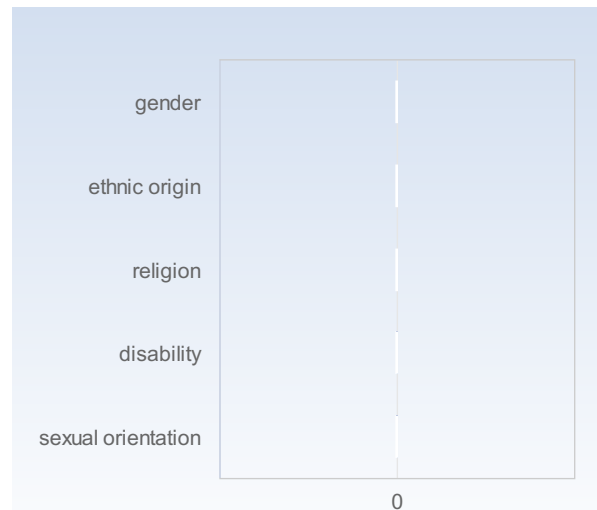


● Have you during the course been subjected to ...

	Mean	Standard Deviation	Coefficient of Variation	Min	Lower Quartile	Median	Upper Quartile	Max
Have you during the course been subjected to negative discrimination or insults because of your gender, ethnic origin, religion, disability or sexual orientation? If the answer is yes, the programme advises you to contact the study advisor or the student ombudsman; see KI webpage for Contact information.	2.0	0.0	0.0 %	2.0	2.0	2.0	2.0	2.0

What was the reason for the negative discrimination or insult?

What was the reason for the negative discrimination or insult?	Number of responses
gender	0 (0.0%)
ethnic origin	0 (0.0%)
religion	0 (0.0%)
disability	0 (0.0%)
sexual orientation	0 (0.0%)
Total	0 (0.0%)

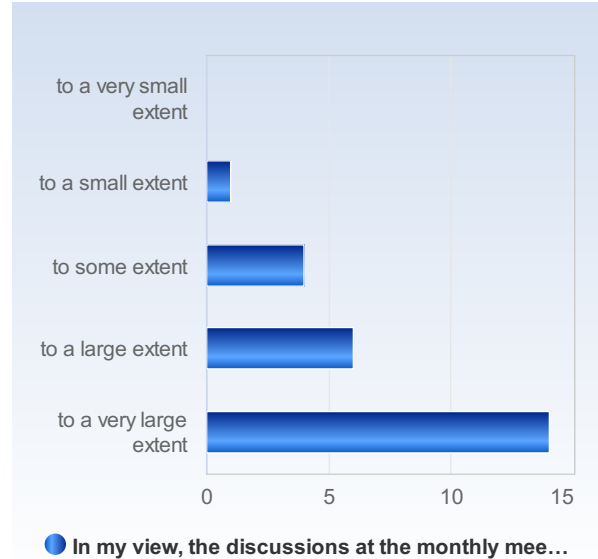


● What was the reason for the negative discrimin...

	Mean	Standard Deviation	Coefficient of Variation	Min	Lower Quartile	Median	Upper Quartile	Max
What was the reason for the negative discrimination or insult?	0.0	0.0	NaN %	∞	0.0	0.0	0.0	-∞

In my view, the discussions at the monthly meetings on the following topics were useful: 1) systematic review, 2) how to discuss methodology, 3) how to show that one has reached the objectives of the course, 4) how to ask questions, 5) how to discuss sustainable development, 6) how to discuss ethics, 7) how to discuss AOPs.

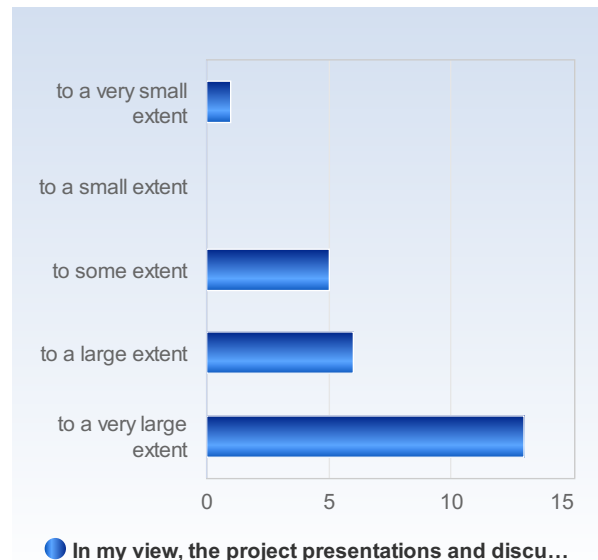
In my view, the discussions at the monthly meetings on the following topics were useful: 1) systematic review, 2) how to discuss methodology, 3) how to show that one has reached the objectives of the course, 4) how to ask questions, 5) how to discuss sustainable development, 6) how to discuss ethics, 7) how to discuss AOPs.	Number of responses
to a very small extent	0 (0.0%)
to a small extent	1 (4.0%)
to some extent	4 (16.0%)
to a large extent	6 (24.0%)
to a very large extent	14 (56.0%)
Total	25 (100.0%)



	Mean	Standard Deviation	Coefficient of Variation	Lower Min	Quartile	Median	Upper Quartile	Max
In my view, the discussions at the monthly meetings on the following topics were useful: 1) systematic review, 2) how to discuss methodology, 3) how to show that one has reached the objectives of the course, 4) how to ask questions, 5) how to discuss sustainable development, 6) how to discuss ethics, 7) how to discuss AOPs.	4.3	0.9	20.8 %	2.0	4.0	5.0	5.0	5.0

In my view, the project presentations and discussions and the feedback on the oral presentations at the monthly meetings were useful.

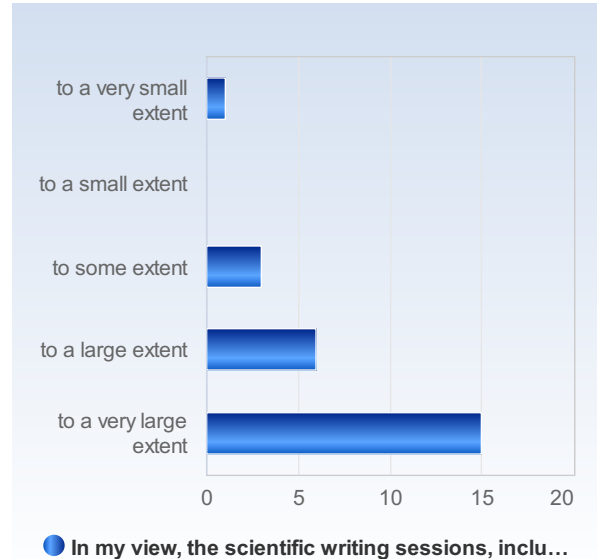
In my view, the project presentations and discussions and the feedback on the oral presentations at the monthly meetings were useful.	Number of responses
to a very small extent	1 (4.0%)
to a small extent	0 (0.0%)
to some extent	5 (20.0%)
to a large extent	6 (24.0%)
to a very large extent	13 (52.0%)
Total	25 (100.0%)



	Mean	Standard Deviation	Coefficient of Variation	Min	Lower Quartile	Median	Upper Quartile	Max
In my view, the project presentations and discussions and the feedback on the oral presentations at the monthly meetings were useful.	4.2	1.0	24.8 %	1.0	4.0	5.0	5.0	5.0

In my view, the scientific writing sessions, including lecture, task, review and feedback were useful.

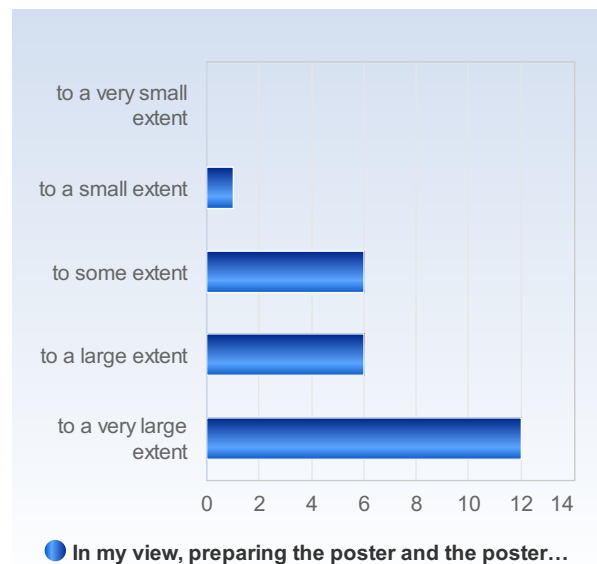
In my view, the scientific writing sessions, including lecture, task, review and feedback were useful.	Number of responses
to a very small extent	1 (4.0%)
to a small extent	0 (0.0%)
to some extent	3 (12.0%)
to a large extent	6 (24.0%)
to a very large extent	15 (60.0%)
Total	25 (100.0%)



	Mean	Standard Deviation	Coefficient of Variation	Min	Lower Quartile	Median	Upper Quartile	Max
In my view, the scientific writing sessions, including lecture, task, review and feedback were useful.	4.4	1.0	22.8 %	1.0	4.0	5.0	5.0	5.0

In my view, preparing the poster and the poster mingle were useful.

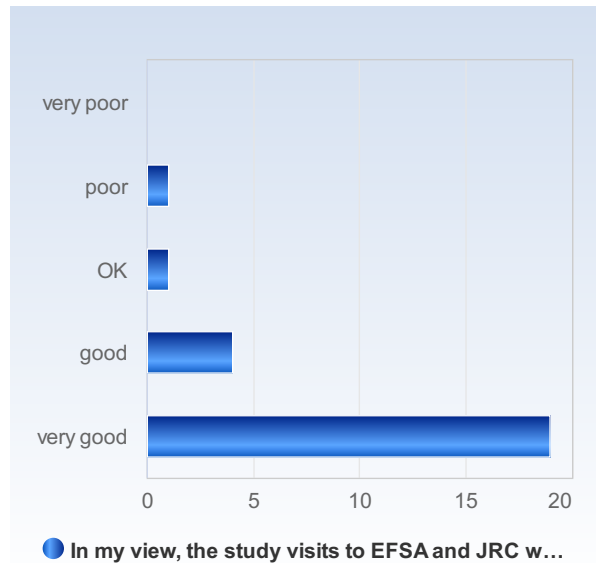
In my view, preparing the poster and the poster mingle were useful.	Number of responses
to a very small extent	0 (0.0%)
to a small extent	1 (4.0%)
to some extent	6 (24.0%)
to a large extent	6 (24.0%)
to a very large extent	12 (48.0%)
Total	25 (100.0%)



	Mean	Standard Deviation	Coefficient of Variation	Min	Lower Quartile	Median	Upper Quartile	Max
In my view, preparing the poster and the poster mingle were useful.	4.2	0.9	22.7 %	2.0	3.0	4.0	5.0	5.0

In my view, the study visits to EFSA and JRC were.

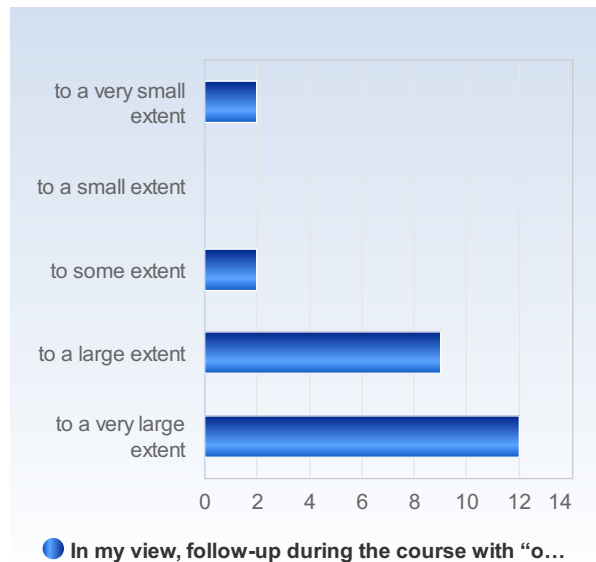
In my view, the study visits to EFSA and JRC were.	Number of responses
very poor	0 (0.0%)
poor	1 (4.0%)
OK	1 (4.0%)
good	4 (16.0%)
very good	19 (76.0%)
Total	25 (100.0%)



	Mean	Standard Deviation	Coefficient of Variation	Min	Lower Quartile	Median	Upper Quartile	Max
In my view, the study visits to EFSA and JRC were.	4.6	0.8	16.3 %	2.0	5.0	5.0	5.0	5.0

In my view, follow-up during the course with “own” course leader contact, follow-up at start of project and half-time meeting was useful.

In my view, follow-up during the course with “own” course leader contact, follow-up at start of project and half-time meeting was useful.	Number of responses
to a very small extent	2 (8.0%)
to a small extent	0 (0.0%)
to some extent	2 (8.0%)
to a large extent	9 (36.0%)
to a very large extent	12 (48.0%)
Total	25 (100.0%)



	Mean	Standard Deviation	Coefficient of Variation	Min	Lower Quartile	Median	Upper Quartile	Max
In my view, follow-up during the course with "own" course leader contact, follow-up at start of project and half-time meeting was useful.	4.2	1.1	27.5 %	1.0	4.0	4.0	5.0	5.0

I have received relevant and sufficient supervision from my supervisor(s).

I have received relevant and sufficient supervision from my supervisor(s).	Number of responses
to a very small extent	0 (0.0%)
to a small extent	3 (12.0%)
to some extent	0 (0.0%)
to a large extent	8 (32.0%)
to a very large extent	14 (56.0%)
Total	25 (100.0%)



	Mean	Standard Deviation	Coefficient of Variation	Min	Lower Quartile	Median	Upper Quartile	Max
I have received relevant and sufficient supervision from my supervisor(s).	4.3	1.0	22.9 %	2.0	4.0	5.0	5.0	5.0