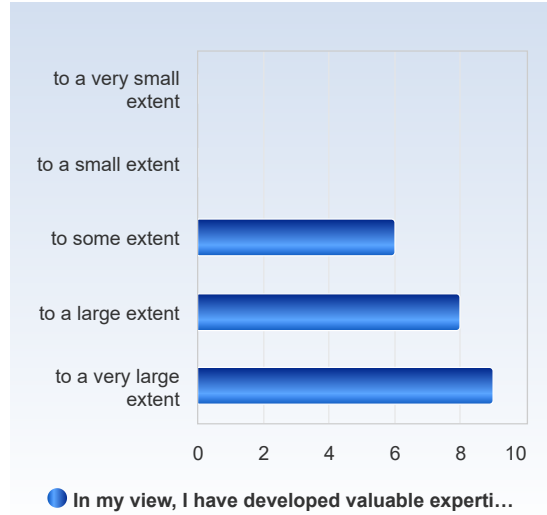


## COMMUNICATION IN BIOENTREPRENEURSHIP 1 4BP040 BP040 HT2023

Respondents: 31  
 Answer Count: 23  
 Answer Frequency: 74.19%

### In my view, I have developed valuable expertise/skills during the course.

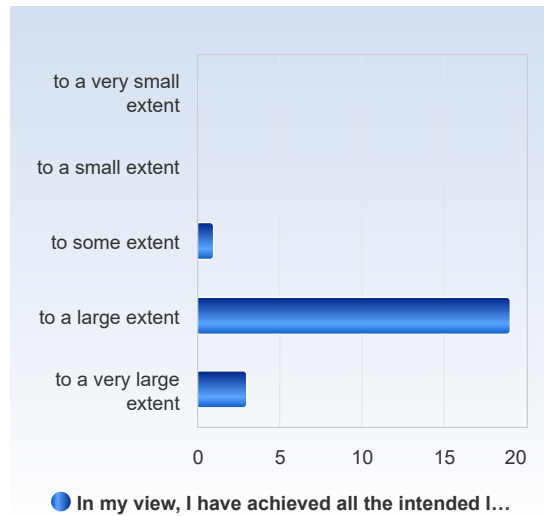
| In my view, I have developed valuable expertise/skills during the course. | Number of responses |
|---|---------------------|
| to a very small extent  | 0 (0.0%)            |
| to a small extent   | 0 (0.0%)            |
| to some extent  | 6 (26.1%)           |
| to a large extent   | 8 (34.8%)           |
| to a very large extent  | 9 (39.1%)           |
| Total   | 23 (100.0%)         |



|  | Mean | Standard Deviation | Coefficient of Variation | Min | Lower Quartile | Median | Upper Quartile | Max |
|--|------|--------------------|--------------------------|-----|----------------|--------|----------------|-----|
| In my view, I have developed valuable expertise /skills during the course. | 4.1  | 0.8                | 19.7 %                   | 3.0 | 3.5            | 4.0    | 5.0            | 5.0 |

**In my view, I have achieved all the intended learning outcomes of the course.**

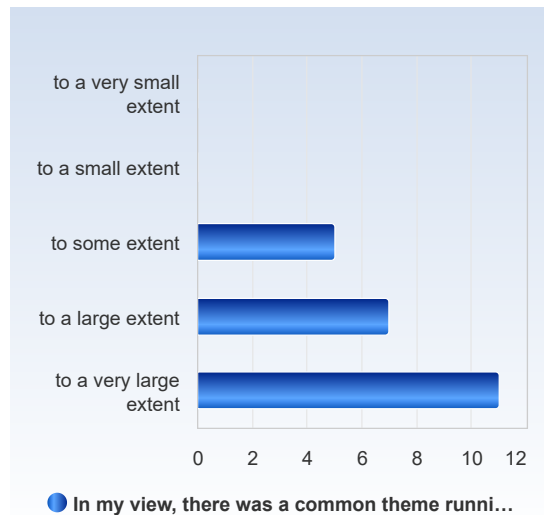
| In my view, I have achieved all the intended learning outcomes of the course. | Number of responses |
|---|---------------------|
| to a very small extent  | 0 (0.0%)            |
| to a small extent   | 0 (0.0%)            |
| to some extent  | 1 (4.3%)            |
| to a large extent   | 19 (82.6%)          |
| to a very large extent  | 3 (13.0%)           |
| Total   | 23 (100.0%)         |



|   | Mean | Standard Deviation | Coefficient of Variation | Min | Lower Quartile | Median | Upper Quartile | Max |
|---|------|--------------------|--------------------------|-----|----------------|--------|----------------|-----|
| In my view, I have achieved all the intended learning outcomes of the course. | 4.1  | 0.4                | 10.2 %                   | 3.0 | 4.0            | 4.0    | 4.0            | 5.0 |

**In my view, there was a common theme running throughout the course – from learning outcomes to examinations.**

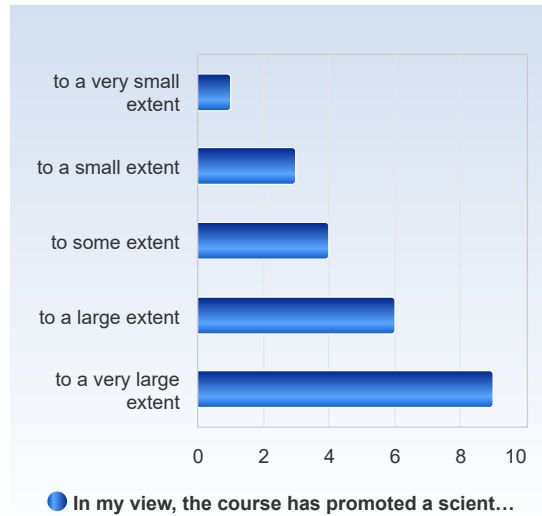
| In my view, there was a common theme running throughout the course – from learning outcomes to examinations. | Number of responses |
|--|---------------------|
| to a very small extent   | 0 (0.0%)            |
| to a small extent  | 0 (0.0%)            |
| to some extent   | 5 (21.7%)           |
| to a large extent  | 7 (30.4%)           |
| to a very large extent   | 11 (47.8%)          |
| Total  | 23 (100.0%)         |



|  | Mean | Standard Deviation | Coefficient of Variation | Min | Lower Quartile | Median | Upper Quartile | Max |
|--|------|--------------------|--------------------------|-----|----------------|--------|----------------|-----|
| In my view, there was a common theme running throughout the course – from learning outcomes to examinations. | 4.3  | 0.8                | 19.0 %                   | 3.0 | 4.0            | 4.0    | 5.0            | 5.0 |

**In my view, the course has promoted a scientific way of thinking and reasoning (e.g. analytical and critical thinking, independent search for and evaluation of information).**

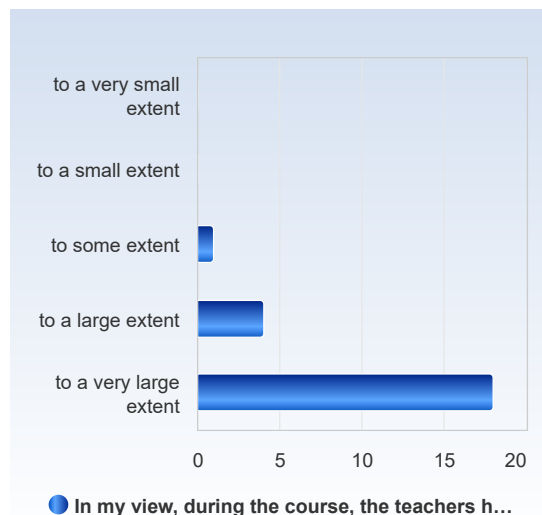
| In my view, the course has promoted a scientific way of thinking and reasoning (e.g. analytical and critical thinking, independent search for and evaluation of information). | Number of responses |
|---|---------------------|
| to a very small extent  | 1 (4.3%)            |
| to a small extent   | 3 (13.0%)           |
| to some extent  | 4 (17.4%)           |
| to a large extent   | 6 (26.1%)           |
| to a very large extent  | 9 (39.1%)           |
| Total   | 23 (100.0%)         |



|   | Mean | Standard Deviation | Coefficient of Variation | Min | Lower Quartile | Median | Upper Quartile | Max |
|---|------|--------------------|--------------------------|-----|----------------|--------|----------------|-----|
| In my view, the course has promoted a scientific way of thinking and reasoning (e.g. analytical and critical thinking, independent search for and evaluation of information). | 3.8  | 1.2                | 32.2 %                   | 1.0 | 3.0            | 4.0    | 5.0            | 5.0 |

**In my view, during the course, the teachers have been open to ideas and opinions about the course's structure and content.**

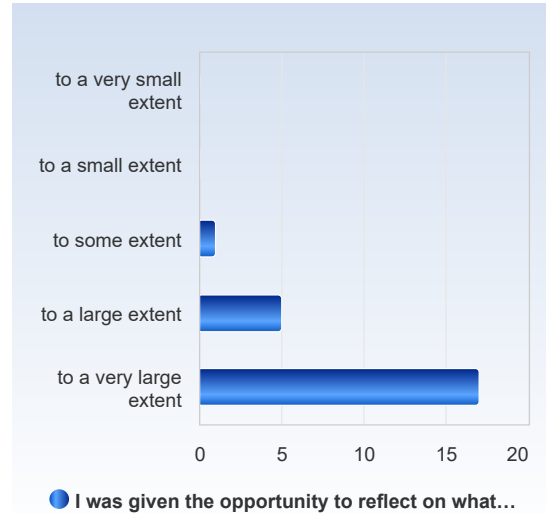
| In my view, during the course, the teachers have been open to ideas and opinions about the course's structure and content. | Number of responses |
|--|---------------------|
| to a very small extent   | 0 (0.0%)            |
| to a small extent  | 0 (0.0%)            |
| to some extent   | 1 (4.3%)            |
| to a large extent  | 4 (17.4%)           |
| to a very large extent   | 18 (78.3%)          |
| Total  | 23 (100.0%)         |



|  | Mean | Standard Deviation | Coefficient of Variation | Min | Lower Quartile | Median | Upper Quartile | Max |
|--|------|--------------------|--------------------------|-----|----------------|--------|----------------|-----|
| In my view, during the course, the teachers have been open to ideas and opinions about the course's structure and content. | 4.7  | 0.5                | 11.4 %                   | 3.0 | 5.0            | 5.0    | 5.0            | 5.0 |

**I was given the opportunity to reflect on what I have learned during the course.**

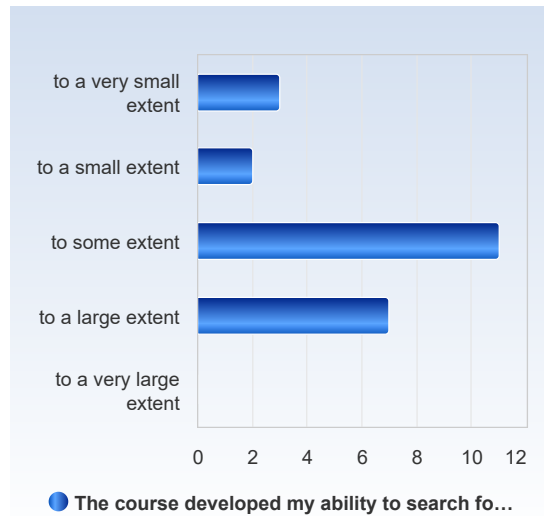
| I was given the opportunity to reflect on what I have learned during the course. | Number of responses |
|--|---------------------|
| to a very small extent   | 0 (0.0%)            |
| to a small extent  | 0 (0.0%)            |
| to some extent   | 1 (4.3%)            |
| to a large extent  | 5 (21.7%)           |
| to a very large extent   | 17 (73.9%)          |
| Total  | 23 (100.0%)         |



|  | Mean | Standard Deviation | Coefficient of Variation | Min | Lower Quartile | Median | Upper Quartile | Max |
|--|------|--------------------|--------------------------|-----|----------------|--------|----------------|-----|
| I was given the opportunity to reflect on what I have learned during the course. | 4.7  | 0.6                | 11.9 %                   | 3.0 | 4.5            | 5.0    | 5.0            | 5.0 |

**The course developed my ability to search for data and scientific evidence.**

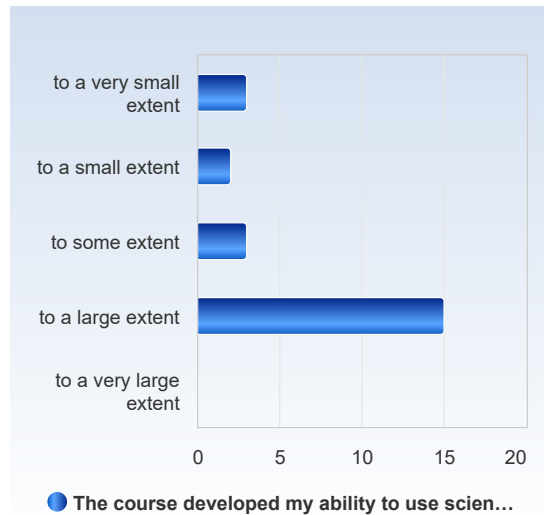
| The course developed my ability to <u>search</u> for data and scientific evidence. | Number of responses |
|--|---------------------|
| to a very small extent   | 3 (13.0%)           |
| to a small extent  | 2 (8.7%)            |
| to some extent   | 11 (47.8%)          |
| to a large extent  | 7 (30.4%)           |
| to a very large extent   | 0 (0.0%)            |
| Total  | 23 (100.0%)         |



|  | Mean | Standard Deviation | Coefficient of Variation | Min | Lower Quartile | Median | Upper Quartile | Max |
|--|------|--------------------|--------------------------|-----|----------------|--------|----------------|-----|
| The course developed my ability to <u>search</u> for data and scientific evidence. | 3.0  | 1.0                | 33.0 %                   | 1.0 | 3.0            | 3.0    | 4.0            | 4.0 |

**The course developed my ability to use scientific methods.**

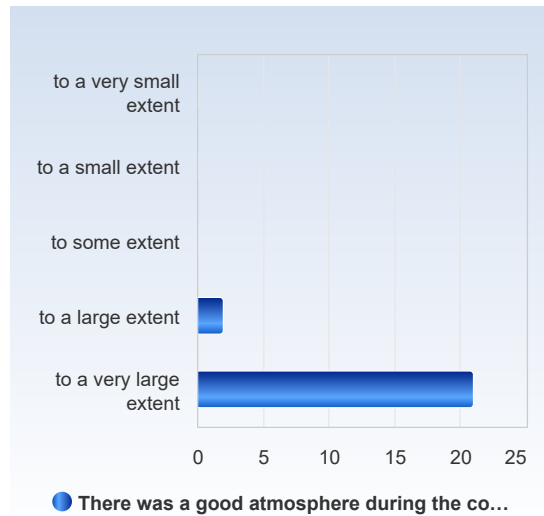
| The course developed my ability to <u>use</u> scientific methods. | Number of responses |
|---|---------------------|
| to a very small extent  | 3 (13.0%)           |
| to a small extent   | 2 (8.7%)            |
| to some extent  | 3 (13.0%)           |
| to a large extent   | 15 (65.2%)          |
| to a very large extent  | 0 (0.0%)            |
| Total   | 23 (100.0%)         |



|   | Mean | Standard Deviation | Coefficient of Variation | Min | Lower Quartile | Median | Upper Quartile | Max |
|---|------|--------------------|--------------------------|-----|----------------|--------|----------------|-----|
| The course developed my ability to <u>use</u> scientific methods. | 3.3  | 1.1                | 33.4 %                   | 1.0 | 3.0            | 4.0    | 4.0            | 4.0 |

**There was a good atmosphere during the course.**

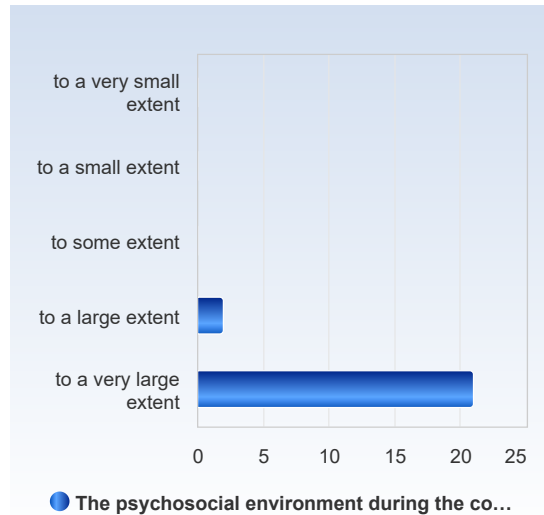
| There was a good atmosphere during the course. | Number of responses |
|--|---------------------|
| to a very small extent                         | 0 (0.0%)            |
| to a small extent                              | 0 (0.0%)            |
| to some extent                                 | 0 (0.0%)            |
| to a large extent                              | 2 (8.7%)            |
| to a very large extent                         | 21 (91.3%)          |
| Total  | 23 (100.0%)         |



|  | Mean | Standard Deviation | Coefficient of Variation | Min | Lower Quartile | Median | Upper Quartile | Max |
|--|------|--------------------|--------------------------|-----|----------------|--------|----------------|-----|
| There was a good atmosphere during the course. | 4.9  | 0.3                | 5.9 %                    | 4.0 | 5.0            | 5.0    | 5.0            | 5.0 |

**The psychosocial environment during the course was good (psychosocial environment includes among other things well-being, support, stress, equal treatment and discrimination)..**

| The psychosocial environment during the course was good (psychosocial environment includes among other things well-being, support, stress, equal treatment and discrimination).. | Number of responses |
|--|---------------------|
| to a very small extent   | 0 (0.0%)            |
| to a small extent  | 0 (0.0%)            |
| to some extent   | 0 (0.0%)            |
| to a large extent  | 2 (8.7%)            |
| to a very large extent   | 21 (91.3%)          |
| Total  | 23 (100.0%)         |



|  | Mean | Standard Deviation | Coefficient of Variation | Min | Lower Quartile | Median | Upper Quartile | Max |
|--|------|--------------------|--------------------------|-----|----------------|--------|----------------|-----|
| The psychosocial environment during the course was good (psychosocial environment includes among other things well-being, support, stress, equal treatment and discrimination).. | 4.9  | 0.3                | 5.9 %                    | 4.0 | 5.0            | 5.0    | 5.0            | 5.0 |

**Relevant ethical issues were discussed during the course.**

| Relevant ethical issues were discussed during the course. | Number of responses |
|---|---------------------|
| to a very small extent                                    | 2 (8.7%)            |
| to a small extent   | 0 (0.0%)            |
| to some extent  | 5 (21.7%)           |
| to a large extent   | 8 (34.8%)           |
| to a very large extent                                    | 8 (34.8%)           |
| Total   | 23 (100.0%)         |



|   | Mean | Standard Deviation | Coefficient of Variation | Min | Lower Quartile | Median | Upper Quartile | Max |
|---|------|--------------------|--------------------------|-----|----------------|--------|----------------|-----|
| Relevant ethical issues were discussed during the course. | 3.9  | 1.2                | 30.5 %                   | 1.0 | 3.0            | 4.0    | 5.0            | 5.0 |

**The course helped me prepare to deal with the ethical considerations I might face.**

| The course helped me prepare to deal with the ethical considerations I might face. | Number of responses |
|--|---------------------|
| to a very small extent   | 2 (8.7%)            |
| to a small extent  | 1 (4.3%)            |
| to some extent   | 5 (21.7%)           |
| to a large extent  | 8 (34.8%)           |
| to a very large extent   | 7 (30.4%)           |
| Total  | 23 (100.0%)         |



|  | Mean | Standard Deviation | Coefficient of Variation | Min | Lower Quartile | Median | Upper Quartile | Max |
|--|------|--------------------|--------------------------|-----|----------------|--------|----------------|-----|
| The course helped me prepare to deal with the ethical considerations I might face. | 3.7  | 1.2                | 32.5 %                   | 1.0 | 3.0            | 4.0    | 5.0            | 5.0 |