

# Market Analysis HT22

Respondents: 36  
 Answer Count: 29  
 Answer Frequency: 80,56 %

## In my view, I have developed valuable expertise/skills during the course.

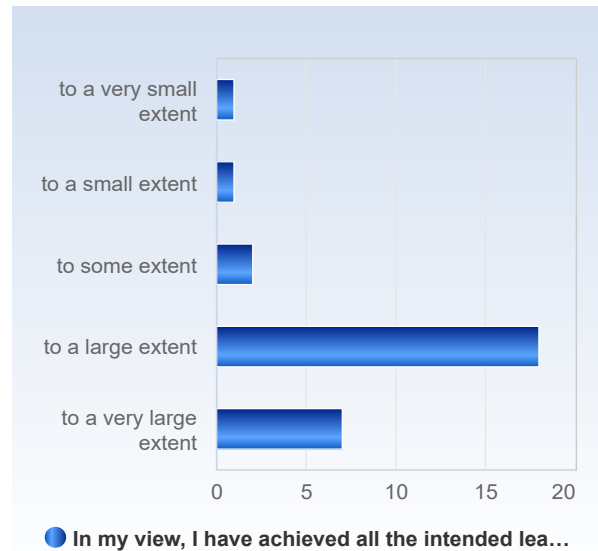
In my view, I have developed valuable expertise/skills during the course.	Number of responses
to a very small extent	0 (0,0%)
to a small extent	1 (3,4%)
to some extent	6 (20,7%)
to a large extent	15 (51,7%)
to a very large extent	7 (24,1%)
<b>Total</b>	<b>29 (100,0%)</b>



	Mean	Standard Deviation	Coefficient of Variation	Min	Lower Quartile	Median	Upper Quartile	Max
In my view, I have developed valuable expertise /skills during the course.	4,0	0,8	19,6 %	2,0	4,0	4,0	4,0	5,0

## In my view, I have achieved all the intended learning outcomes of the course.

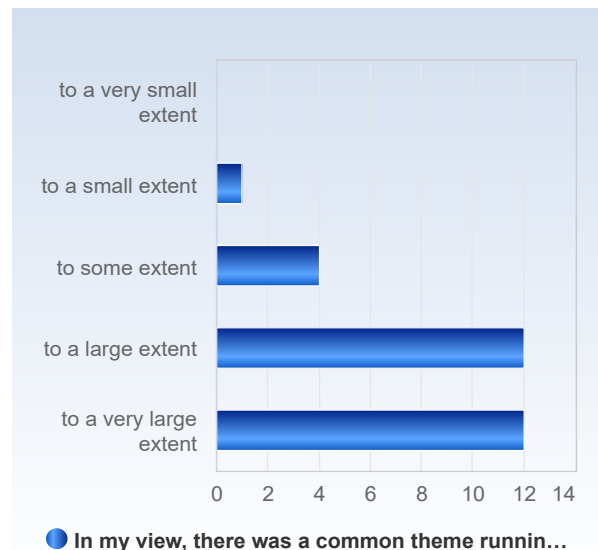
In my view, I have achieved all the intended learning outcomes of the course.	Number of responses
to a very small extent	1 (3,4%)
to a small extent	1 (3,4%)
to some extent	2 (6,9%)
to a large extent	18 (62,1%)
to a very large extent	7 (24,1%)
Total	29 (100,0%)



	Mean	Standard Deviation	Coefficient of Variation	Min	Lower Quartile	Median	Upper Quartile	Max
In my view, I have achieved all the intended learning outcomes of the course.	4,0	0,9	22,2 %	1,0	4,0	4,0	4,0	5,0

## In my view, there was a common theme running throughout the course – from learning outcomes to examinations.

In my view, there was a common theme running throughout the course – from learning outcomes to examinations.	Number of responses
to a very small extent	0 (0,0%)
to a small extent	1 (3,4%)
to some extent	4 (13,8%)
to a large extent	12 (41,4%)
to a very large extent	12 (41,4%)
Total	29 (100,0%)

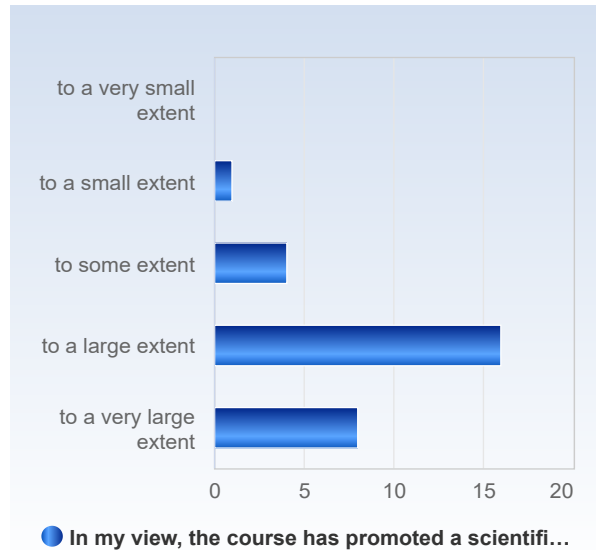


	Mean	Standard Deviation	Coefficient of Variation	Min	Lower Quartile	Median	Upper Quartile	Max
In my view, there was a common theme running throughout the course – from learning outcomes to examinations.	4,2	0,8	19,5 %	2,0	4,0	4,0	5,0	5,0

**In my view, the course has promoted a scientific way of thinking and reasoning (e.g. analytical and critical thinking, independent search for and evaluation of information).**

In my view, the course has promoted a scientific way of thinking and reasoning (e.g. analytical and critical thinking, independent search for and evaluation of information).

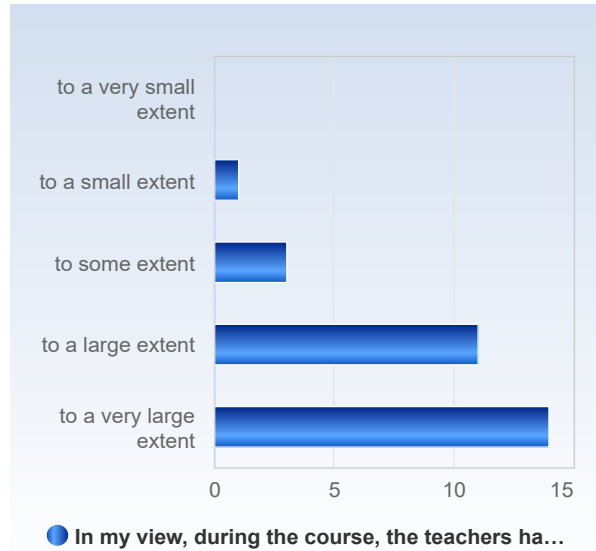
	Number of responses
to a very small extent	0 (0,0%)
to a small extent	1 (3,4%)
to some extent	4 (13,8%)
to a large extent	16 (55,2%)
to a very large extent	8 (27,6%)
Total	29 (100,0%)



	Mean	Standard Deviation	Coefficient of Variation	Min	Lower Quartile	Median	Upper Quartile	Max
In my view, the course has promoted a scientific way of thinking and reasoning (e.g. analytical and critical thinking, independent search for and evaluation of information).	4,1	0,8	18,5 %	2,0	4,0	4,0	5,0	5,0

## In my view, during the course, the teachers have been open to ideas and opinions about the course's structure and content.

In my view, during the course, the teachers have been open to ideas and opinions about the course's structure and content.	Number of responses
to a very small extent	0 (0,0%)
to a small extent	1 (3,4%)
to some extent	3 (10,3%)
to a large extent	11 (37,9%)
to a very large extent	14 (48,3%)
Total	29 (100,0%)



	Mean	Standard Deviation	Coefficient of Variation	Min	Lower Quartile	Median	Upper Quartile	Max
In my view, during the course, the teachers have been open to ideas and opinions about the course's structure and content.	4,3	0,8	18,7 %	2,0	4,0	4,0	5,0	5,0

## I was given the opportunity to reflect on what I have learned during the course.

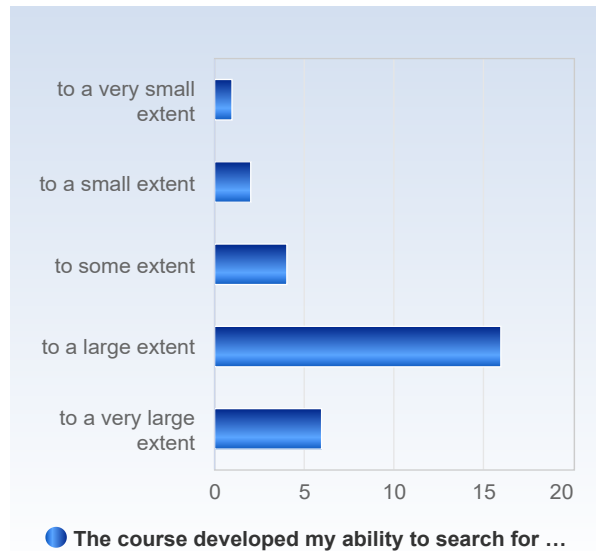
I was given the opportunity to reflect on what I have learned during the course.	Number of responses
to a very small extent	0 (0,0%)
to a small extent	2 (6,9%)
to some extent	5 (17,2%)
to a large extent	16 (55,2%)
to a very large extent	6 (20,7%)
Total	29 (100,0%)



	Mean	Standard Deviation	Coefficient of Variation	Min	Lower Quartile	Median	Upper Quartile	Max
I was given the opportunity to reflect on what I have learned during the course.	3,9	0,8	21,0 %	2,0	4,0	4,0	4,0	5,0

## The course developed my ability to search for data and scientific evidence.

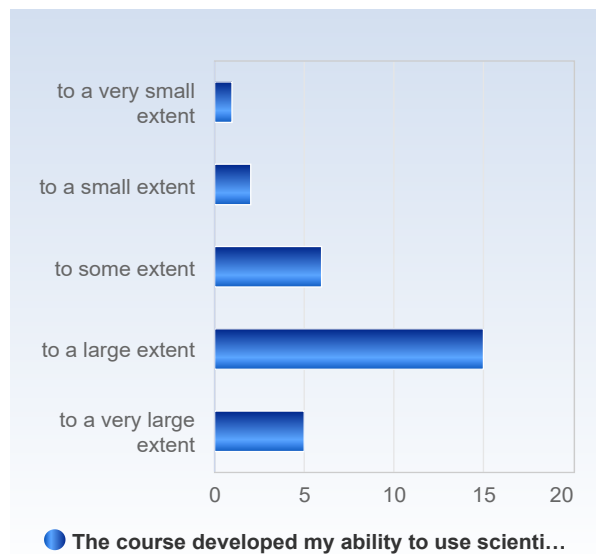
The course developed my ability to <u>search</u> for data and scientific evidence.	Number of responses
to a very small extent	1 (3,4%)
to a small extent	2 (6,9%)
to some extent	4 (13,8%)
to a large extent	16 (55,2%)
to a very large extent	6 (20,7%)
Total	29 (100,0%)



	Mean	Standard Deviation	Coefficient of Variation	Min	Lower Quartile	Median	Upper Quartile	Max
The course developed my ability to <u>search</u> for data and scientific evidence.	3,8	1,0	25,2 %	1,0	4,0	4,0	4,0	5,0

## The course developed my ability to use scientific methods.

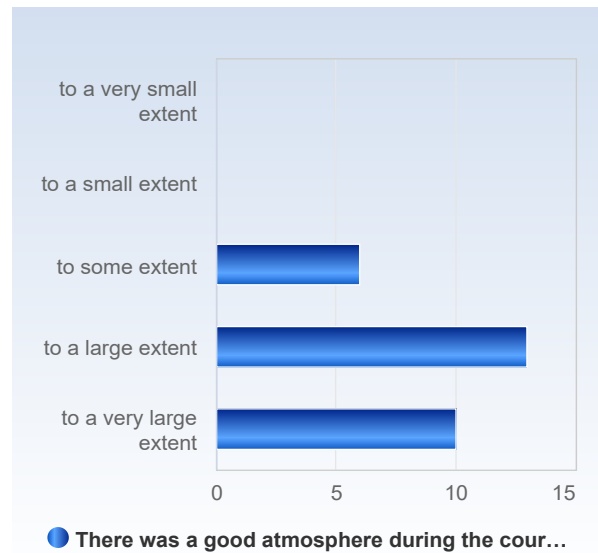
The course developed my ability to <u>use</u> scientific methods.	Number of responses
to a very small extent	1 (3,4%)
to a small extent	2 (6,9%)
to some extent	6 (20,7%)
to a large extent	15 (51,7%)
to a very large extent	5 (17,2%)
Total	29 (100,0%)



	Mean	Standard Deviation	Coefficient of Variation	Min	Lower Quartile	Median	Upper Quartile	Max
The course developed my ability to <b>use</b> scientific methods.	3,7	1,0	25,8 %	1,0	3,0	4,0	4,0	5,0

### There was a good atmosphere during the course.

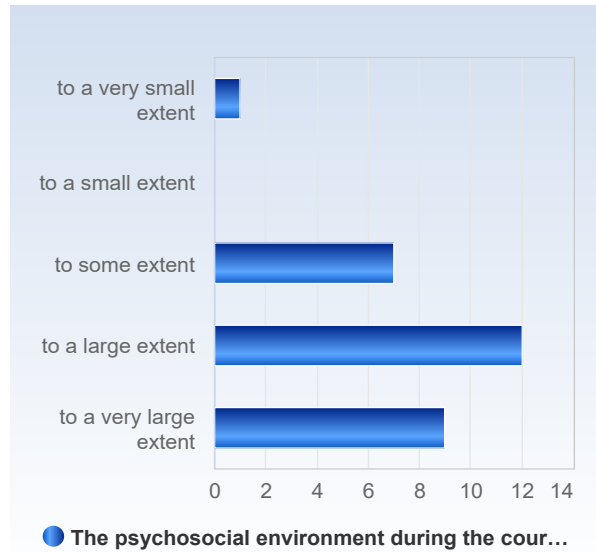
There was a good atmosphere during the course.	Number of responses
to a very small extent	0 (0,0%)
to a small extent	0 (0,0%)
to some extent	6 (20,7%)
to a large extent	13 (44,8%)
to a very large extent	10 (34,5%)
Total	29 (100,0%)



	Mean	Standard Deviation	Coefficient of Variation	Min	Lower Quartile	Median	Upper Quartile	Max
There was a good atmosphere during the course.	4,1	0,7	18,0 %	3,0	4,0	4,0	5,0	5,0

**The psychosocial environment during the course was good (psychosocial environment includes among other things well-being, support, stress, equal treatment and discrimination)..**

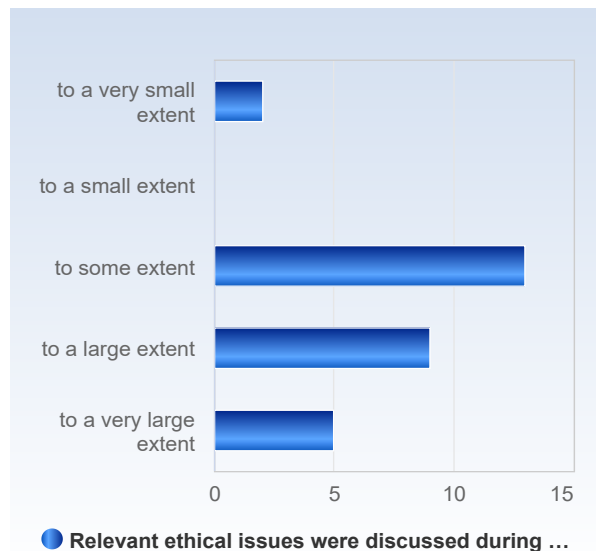
The psychosocial environment during the course was good (psychosocial environment includes among other things well-being, support, stress, equal treatment and discrimination)..	Number of responses
to a very small extent	1 (3,4%)
to a small extent	0 (0,0%)
to some extent	7 (24,1%)
to a large extent	12 (41,4%)
to a very large extent	9 (31,0%)
<b>Total</b>	<b>29 (100,0%)</b>



	Mean	Standard Deviation	Coefficient of Variation	Min	Lower Quartile	Median	Upper Quartile	Max
The psychosocial environment during the course was good (psychosocial environment includes among other things well-being, support, stress, equal treatment and discrimination)..	4,0	0,9	23,8 %	1,0	3,0	4,0	5,0	5,0

**Relevant ethical issues were discussed during the course.**

Relevant ethical issues were discussed during the course.	Number of responses
to a very small extent	2 (6,9%)
to a small extent	0 (0,0%)
to some extent	13 (44,8%)
to a large extent	9 (31,0%)
to a very large extent	5 (17,2%)
<b>Total</b>	<b>29 (100,0%)</b>



	Mean	Standard Deviation	Coefficient of Variation	Min	Lower Quartile	Median	Upper Quartile	Max
Relevant ethical issues were discussed during the course.	3,5	1,0	29,1 %	1,0	3,0	3,0	4,0	5,0

## The course helped me prepare to deal with the ethical considerations I might face.

The course helped me prepare to deal with the ethical considerations I might face.	Number of responses
to a very small extent	2 (6,9%)
to a small extent	2 (6,9%)
to some extent	12 (41,4%)
to a large extent	11 (37,9%)
to a very large extent	2 (6,9%)
Total	29 (100,0%)



	Mean	Standard Deviation	Coefficient of Variation	Min	Lower Quartile	Median	Upper Quartile	Max
The course helped me prepare to deal with the ethical considerations I might face.	3,3	1,0	29,2 %	1,0	3,0	3,0	4,0	5,0