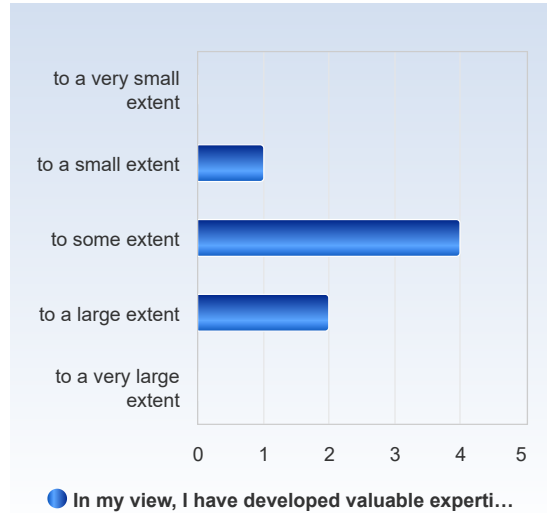


4FF010 Advanced human physiology research HT23

Respondents: 12
 Answer Count: 7
 Answer Frequency: 58.33%

In my view, I have developed valuable expertise/skills during the course.

In my view, I have developed valuable expertise/skills during the course.	Number of responses
to a very small extent	0 (0.0%)
to a small extent	1 (14.3%)
to some extent	4 (57.1%)
to a large extent	2 (28.6%)
to a very large extent	0 (0.0%)
Total	7 (100.0%)



	Mean	Standard Deviation	Coefficient of Variation	Min	Lower Quartile	Median	Upper Quartile	Max
In my view, I have developed valuable expertise /skills during the course.	3.1	0.7	22.0 %	2.0	3.0	3.0	3.5	4.0

In my view, I have achieved all the intended learning outcomes of the course.

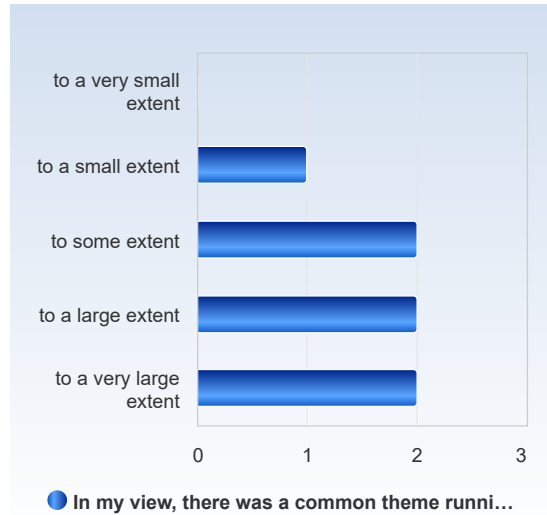
In my view, I have achieved all the intended learning outcomes of the course.	Number of responses
to a very small extent	0 (0.0%)
to a small extent	0 (0.0%)
to some extent	3 (42.9%)
to a large extent	2 (28.6%)
to a very large extent	2 (28.6%)
Total	7 (100.0%)



	Mean	Standard Deviation	Coefficient of Variation	Min	Lower Quartile	Median	Upper Quartile	Max
In my view, I have achieved all the intended learning outcomes of the course.	3.9	0.9	23.3 %	3.0	3.0	4.0	4.5	5.0

In my view, there was a common theme running throughout the course – from learning outcomes to examinations.

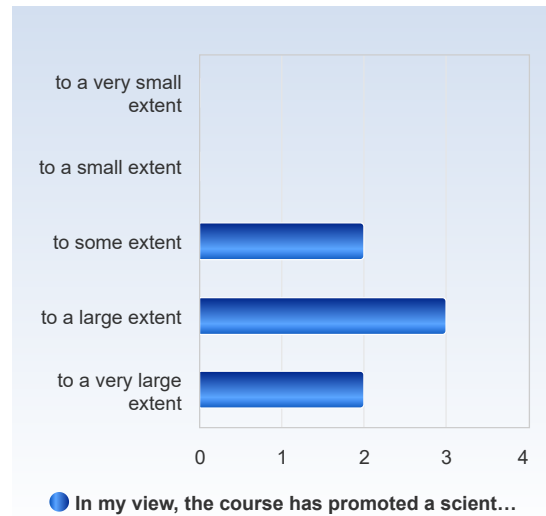
In my view, there was a common theme running throughout the course – from learning outcomes to examinations.	Number of responses
to a very small extent	0 (0.0%)
to a small extent	1 (14.3%)
to some extent	2 (28.6%)
to a large extent	2 (28.6%)
to a very large extent	2 (28.6%)
Total	7 (100.0%)



	Mean	Standard Deviation	Coefficient of Variation	Min	Lower Quartile	Median	Upper Quartile	Max
In my view, there was a common theme running throughout the course – from learning outcomes to examinations.	3.7	1.1	30.0 %	2.0	3.0	4.0	4.5	5.0

In my view, the course has promoted a scientific way of thinking and reasoning (e.g. analytical and critical thinking, independent search for and evaluation of information).

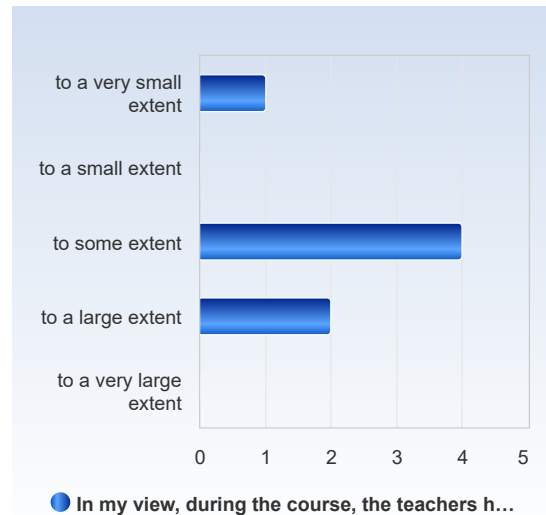
In my view, the course has promoted a scientific way of thinking and reasoning (e.g. analytical and critical thinking, independent search for and evaluation of information).	Number of responses
to a very small extent	0 (0.0%)
to a small extent	0 (0.0%)
to some extent	2 (28.6%)
to a large extent	3 (42.9%)
to a very large extent	2 (28.6%)
Total	7 (100.0%)



	Mean	Standard Deviation	Coefficient of Variation	Min	Lower Quartile	Median	Upper Quartile	Max
In my view, the course has promoted a scientific way of thinking and reasoning (e.g. analytical and critical thinking, independent search for and evaluation of information).	4.0	0.8	20.4 %	3.0	3.5	4.0	4.5	5.0

In my view, during the course, the teachers have been open to ideas and opinions about the course's structure and content.

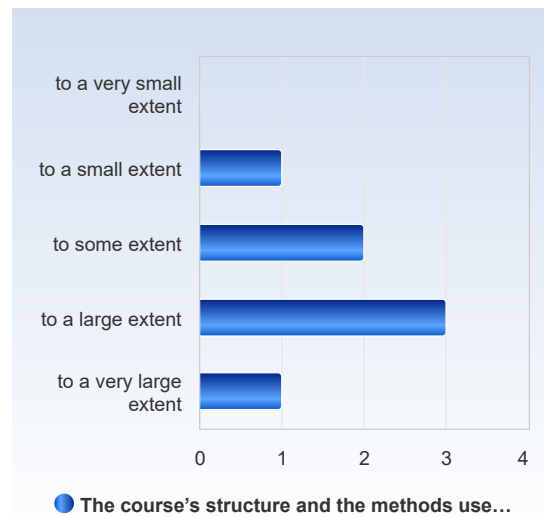
In my view, during the course, the teachers have been open to ideas and opinions about the course's structure and content.	Number of responses
to a very small extent	1 (14.3%)
to a small extent	0 (0.0%)
to some extent	4 (57.1%)
to a large extent	2 (28.6%)
to a very large extent	0 (0.0%)
Total	7 (100.0%)



	Mean	Standard Deviation	Coefficient of Variation	Min	Lower Quartile	Median	Upper Quartile	Max
In my view, during the course, the teachers have been open to ideas and opinions about the course's structure and content.	3.0	1.0	33.3 %	1.0	3.0	3.0	3.5	4.0

The course's structure and the methods used (e.g. lectures, exercises, assignments etc.) were relevant in relation to the learning outcomes.

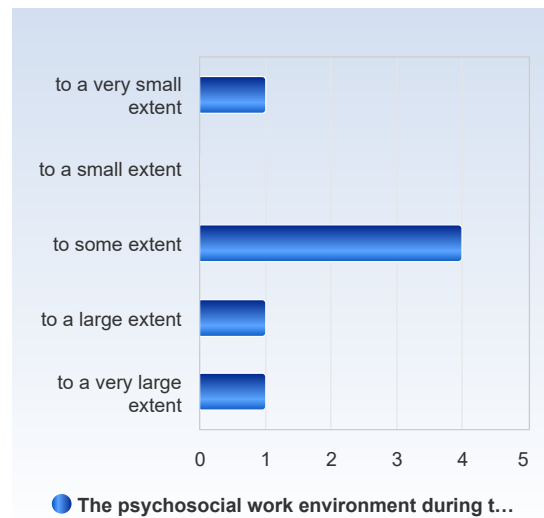
The course's structure and the methods used (e.g. lectures, exercises, assignments etc.) were relevant in relation to the learning outcomes.	Number of responses
to a very small extent	0 (0.0%)
to a small extent	1 (14.3%)
to some extent	2 (28.6%)
to a large extent	3 (42.9%)
to a very large extent	1 (14.3%)
Total	7 (100.0%)



	Mean	Standard Deviation	Coefficient of Variation	Min	Lower Quartile	Median	Upper Quartile	Max
The course's structure and the methods used (e.g. lectures, exercises, assignments etc.) were relevant in relation to the learning outcomes.	3.6	1.0	27.3 %	2.0	3.0	4.0	4.0	5.0

The psychosocial work environment during the course was good (psychosocial environment includes, among other things, well-being, support, stress, equal treatment and discrimination).

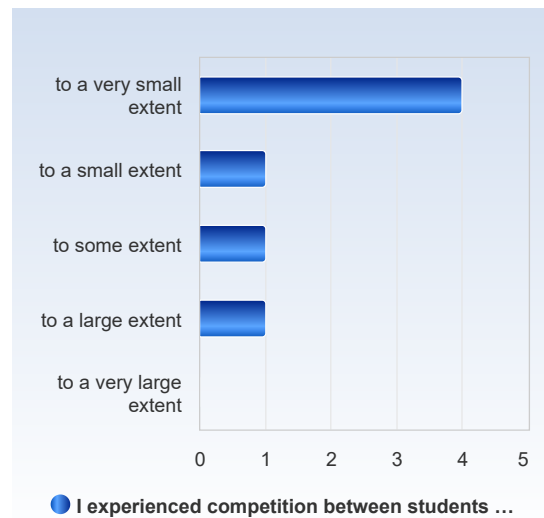
The psychosocial work environment during the course was good (psychosocial environment includes, among other things, well-being, support, stress, equal treatment and discrimination).	Number of responses
to a very small extent	1 (14.3%)
to a small extent	0 (0.0%)
to some extent	4 (57.1%)
to a large extent	1 (14.3%)
to a very large extent	1 (14.3%)
Total	7 (100.0%)



	Mean	Standard Deviation	Coefficient of Variation	Min	Lower Quartile	Median	Upper Quartile	Max
The psychosocial work environment during the course was good (psychosocial environment includes, among other things, well-being, support, stress, equal treatment and discrimination).	3.1	1.2	38.7 %	1.0	3.0	3.0	3.5	5.0

I experienced competition between students during the course.

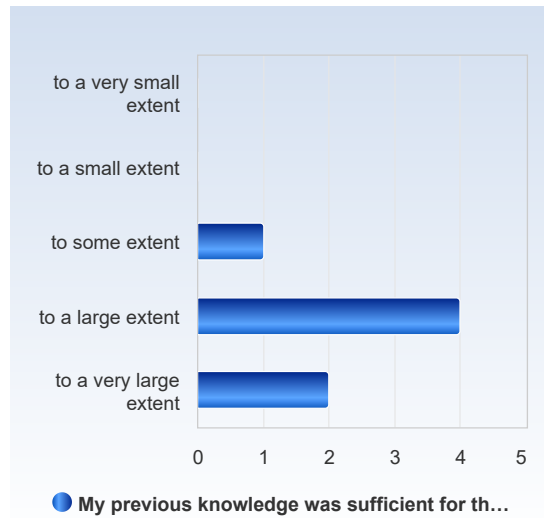
I experienced competition between students during the course.	Number of responses
to a very small extent	4 (57.1%)
to a small extent	1 (14.3%)
to some extent	1 (14.3%)
to a large extent	1 (14.3%)
to a very large extent	0 (0.0%)
Total	7 (100.0%)



	Mean	Standard Deviation	Coefficient of Variation	Min	Lower Quartile	Median	Upper Quartile	Max
I experienced competition between students during the course.	1.9	1.2	65.4 %	1.0	1.0	1.0	2.5	4.0

My previous knowledge was sufficient for the course.

My previous knowledge was sufficient for the course.	Number of responses
to a very small extent	0 (0.0%)
to a small extent	0 (0.0%)
to some extent	1 (14.3%)
to a large extent	4 (57.1%)
to a very large extent	2 (28.6%)
Total	7 (100.0%)



	Mean	Standard Deviation	Coefficient of Variation	Min	Lower Quartile	Median	Upper Quartile	Max
My previous knowledge was sufficient for the course.	4.1	0.7	16.7 %	3.0	4.0	4.0	4.5	5.0

The course was challenging enough for me

The course was challenging enough for me	Number of responses
to a very small extent	1 (14.3%)
to a small extent	1 (14.3%)
to some extent	3 (42.9%)
to a large extent	2 (28.6%)
to a very large extent	0 (0.0%)
Total	7 (100.0%)



	Mean	Standard Deviation	Coefficient of Variation	Min	Lower Quartile	Median	Upper Quartile	Max
The course was challenging enough for me	2.9	1.1	37.4 %	1.0	2.5	3.0	3.5	4.0