



4FF008 Advanced Receptor Pharmacology HT25

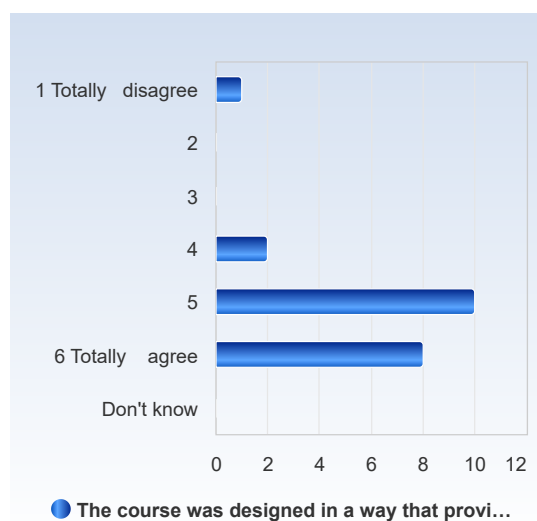
Respondents: 34
Answer Count: 21
Answer Frequency: 61,76 %

4FF008 Advanced Receptor Pharmacology HT25

Respondents: 34
Answer Count: 21
Answer Frequency: 61,76 %

The course was designed in a way that provided me with opportunities for active learning. For example: seminars with discussions, group work, projects, student presentations, role play, peer learning, practical exercises, laboratory work, workplace-based learning, etc.

The course was designed in a way that provided me with opportunities for active learning. For example: seminars with discussions, group work, projects, student presentations, role play, peer learning, practical exercises, laboratory work, workplace-based learning, etc.	Number of responses
1 Totally disagree	1 (4,8%)
2	0 (0,0%)
3	0 (0,0%)
4	2 (9,5%)
5	10 (47,6%)
6 Totally agree	8 (38,1%)
Don't know	0 (0,0%)
Total	21 (100,0%)

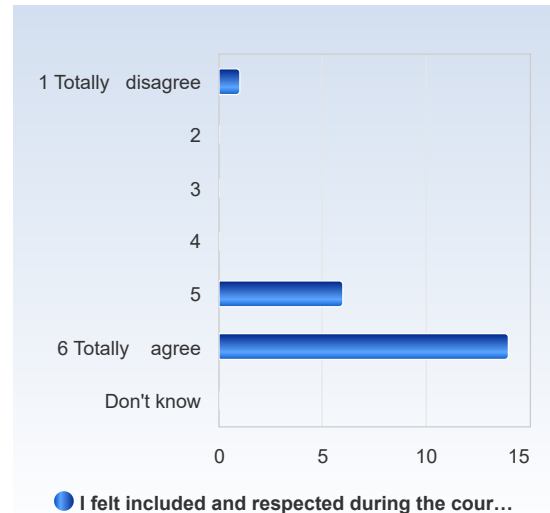


	Mean	Standard Deviation	Coefficient of Variation	Min	Lower Quartile	Median	Upper Quartile	Max
The course was designed in a way that provided me with opportunities for active learning. For example: seminars with discussions, group work, projects, student presentations, role play, peer learning, practical exercises, laboratory work, workplace-based learning, etc.	5,1	1,1	22,3 %	1,0	5,0	5,0	6,0	6,0



I felt included and respected during the course. For example: I was comfortable collaborating with other students, speaking in front of the group, answering teachers' questions, and I was listened to (not interrupted, ridiculed, or similar).

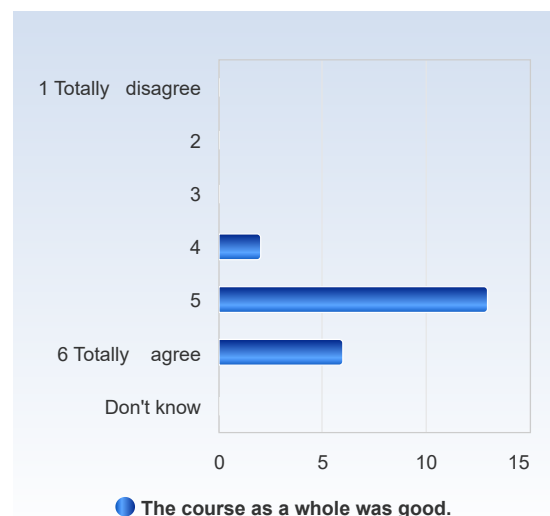
I felt included and respected during the course. For example: I was comfortable collaborating with other students, speaking in front of the group, answering teachers' questions, and I was listened to (not interrupted, ridiculed, or similar).	Number of responses
1 Totally disagree	1 (4,8%)
2	0 (0,0%)
3	0 (0,0%)
4	0 (0,0%)
5	6 (28,6%)
6 Totally agree	14 (66,7%)
Don't know	0 (0,0%)
Total	21 (100,0%)



	Mean	Standard Deviation	Coefficient of Variation	Min	Lower Quartile	Median	Upper Quartile	Max
I felt included and respected during the course. For example: I was comfortable collaborating with other students, speaking in front of the group, answering teachers' questions, and I was listened to (not interrupted, ridiculed, or similar).	5,5	1,1	20,5 %	1,0	5,0	6,0	6,0	6,0

The course as a whole was good.

The course as a whole was good.	Number of responses
1 Totally disagree	0 (0,0%)
2	0 (0,0%)
3	0 (0,0%)
4	2 (9,5%)
5	13 (61,9%)
6 Totally agree	6 (28,6%)
Don't know	0 (0,0%)
Total	21 (100,0%)

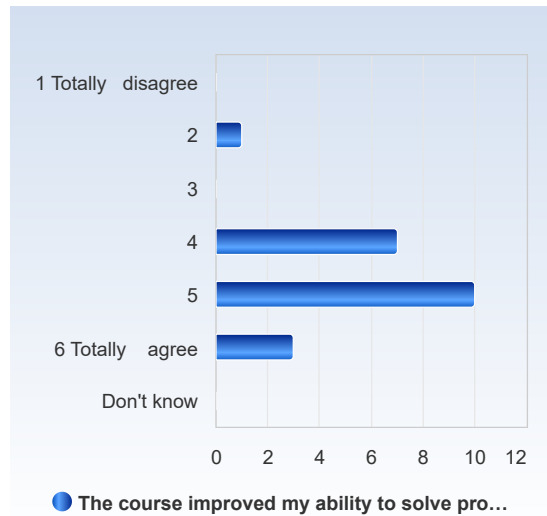


	Mean	Standard Deviation	Coefficient of Variation	Min	Lower Quartile	Median	Upper Quartile	Max
The course as a whole was good.	5,2	0,6	11,6 %	4,0	5,0	5,0	6,0	6,0



The course improved my ability to solve problems.

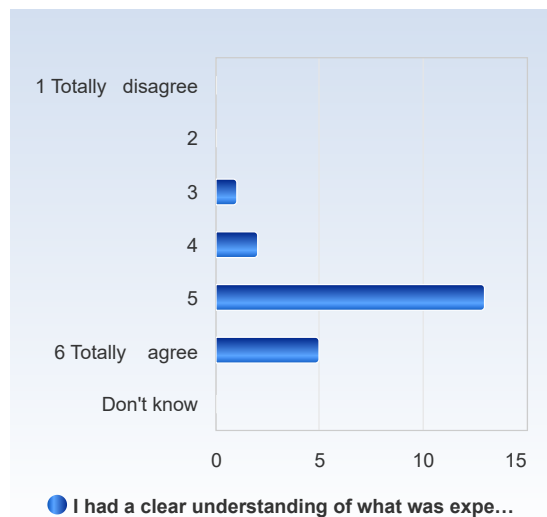
The course improved my ability to solve problems.	Number of responses
1 Totally disagree	0 (0,0%)
2	1 (4,8%)
3	0 (0,0%)
4	7 (33,3%)
5	10 (47,6%)
6 Totally agree	3 (14,3%)
Don't know	0 (0,0%)
Total	21 (100,0%)



	Mean	Standard Deviation	Coefficient of Variation	Min	Lower Quartile	Median	Upper Quartile	Max
The course improved my ability to solve problems.	4,7	0,9	19,6 %	2,0	4,0	5,0	5,0	6,0

I had a clear understanding of what was expected of me in this course.

I had a clear understanding of what was expected of me in this course.	Number of responses
1 Totally disagree	0 (0,0%)
2	0 (0,0%)
3	1 (4,8%)
4	2 (9,5%)
5	13 (61,9%)
6 Totally agree	5 (23,8%)
Don't know	0 (0,0%)
Total	21 (100,0%)

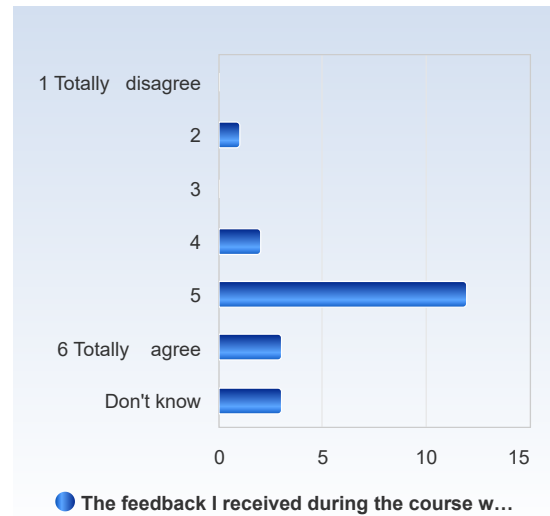


	Mean	Standard Deviation	Coefficient of Variation	Min	Lower Quartile	Median	Upper Quartile	Max
I had a clear understanding of what was expected of me in this course.	5,0	0,7	14,7 %	3,0	5,0	5,0	5,0	6,0



The feedback I received during the course was useful for my learning.

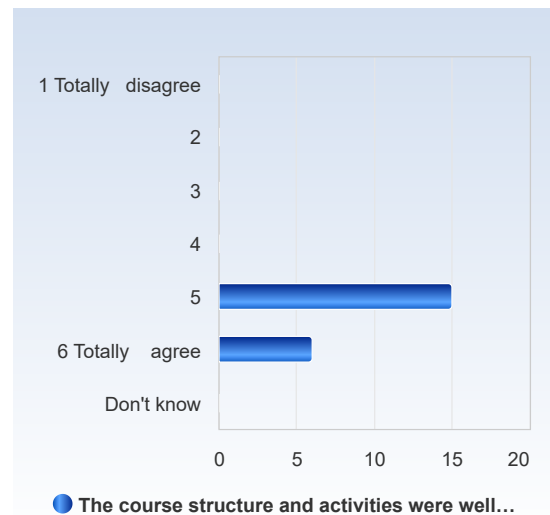
The feedback I received during the course was useful for my learning.	Number of responses
1 Totally disagree	0 (0,0%)
2	1 (4,8%)
3	0 (0,0%)
4	2 (9,5%)
5	12 (57,1%)
6 Totally agree	3 (14,3%)
Don't know	3 (14,3%)
Total	21 (100,0%)



	Mean	Standard Deviation	Coefficient of Variation	Min	Lower Quartile	Median	Upper Quartile	Max
The feedback I received during the course was useful for my learning.	4,9	0,9	18,4 %	2,0	5,0	5,0	5,0	6,0

The course structure and activities were well aligned with the intended learning outcomes.

The course structure and activities were well aligned with the intended learning outcomes.	Number of responses
1 Totally disagree	0 (0,0%)
2	0 (0,0%)
3	0 (0,0%)
4	0 (0,0%)
5	15 (71,4%)
6 Totally agree	6 (28,6%)
Don't know	0 (0,0%)
Total	21 (100,0%)

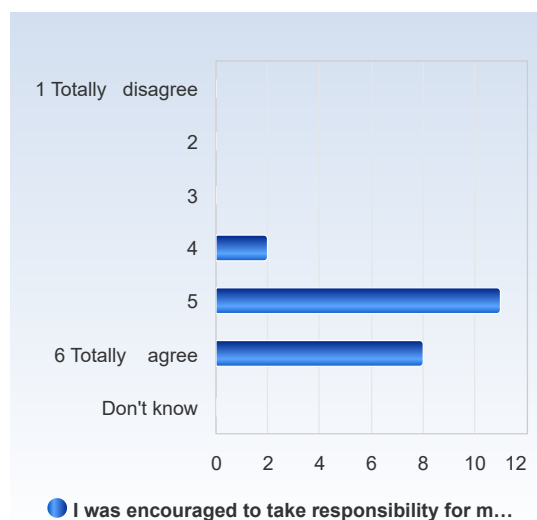




	Mean	Standard Deviation	Coefficient of Variation	Min	Lower Quartile	Median	Upper Quartile	Max
The course structure and activities were well aligned with the intended learning outcomes.	5,3	0,5	8,8 %	5,0	5,0	5,0	6,0	6,0

I was encouraged to take responsibility for my own learning.

I was encouraged to take responsibility for my own learning.	Number of responses
1 Totally disagree	0 (0,0%)
2	0 (0,0%)
3	0 (0,0%)
4	2 (9,5%)
5	11 (52,4%)
6 Totally agree	8 (38,1%)
Don't know	0 (0,0%)
Total	21 (100,0%)

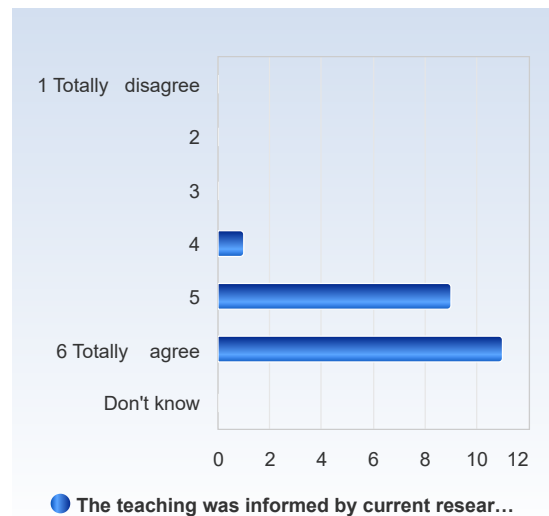


	Mean	Standard Deviation	Coefficient of Variation	Min	Lower Quartile	Median	Upper Quartile	Max
I was encouraged to take responsibility for my own learning.	5,3	0,6	12,2 %	4,0	5,0	5,0	6,0	6,0



The teaching was informed by current research.

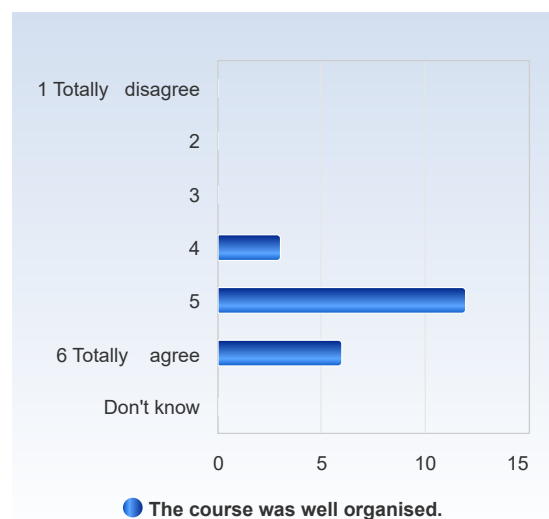
The teaching was informed by current research.	Number of responses
1 Totally disagree	0 (0,0%)
2	0 (0,0%)
3	0 (0,0%)
4	1 (4,8%)
5	9 (42,9%)
6 Totally agree	11 (52,4%)
Don't know	0 (0,0%)
Total	21 (100,0%)



	Mean	Standard Deviation	Coefficient of Variation	Min	Lower Quartile	Median	Upper Quartile	Max
The teaching was informed by current research.	5,5	0,6	11,0 %	4,0	5,0	6,0	6,0	6,0

The course was well organised.

The course was well organised.	Number of responses
1 Totally disagree	0 (0,0%)
2	0 (0,0%)
3	0 (0,0%)
4	3 (14,3%)
5	12 (57,1%)
6 Totally agree	6 (28,6%)
Don't know	0 (0,0%)
Total	21 (100,0%)

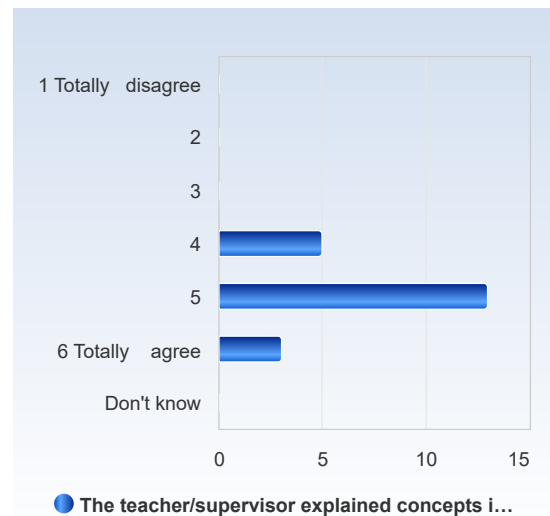


	Mean	Standard Deviation	Coefficient of Variation	Min	Lower Quartile	Median	Upper Quartile	Max
The course was well organised.	5,1	0,7	12,7 %	4,0	5,0	5,0	6,0	6,0



The teacher/supervisor explained concepts in a clear and understandable way.

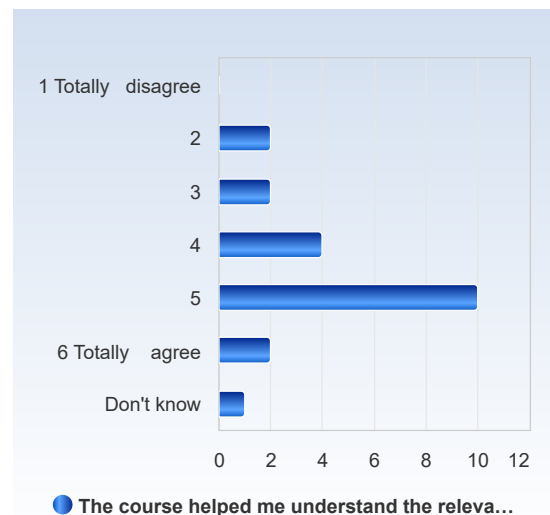
The teacher/supervisor explained concepts in a clear and understandable way.	Number of responses
1 Totally disagree	0 (0,0%)
2	0 (0,0%)
3	0 (0,0%)
4	5 (23,8%)
5	13 (61,9%)
6 Totally agree	3 (14,3%)
Don't know	0 (0,0%)
Total	21 (100,0%)



	Mean	Standard Deviation	Coefficient of Variation	Min	Lower Quartile	Median	Upper Quartile	Max
The teacher/supervisor explained concepts in a clear and understandable way.	4,9	0,6	12,7 %	4,0	5,0	5,0	5,0	6,0

The course helped me understand the relevance of sustainable development in my field of study.

The course helped me understand the relevance of sustainable development in my field of study.	Number of responses
1 Totally disagree	0 (0,0%)
2	2 (9,5%)
3	2 (9,5%)
4	4 (19,0%)
5	10 (47,6%)
6 Totally agree	2 (9,5%)
Don't know	1 (4,8%)
Total	21 (100,0%)



	Mean	Standard Deviation	Coefficient of Variation	Min	Lower Quartile	Median	Upper Quartile	Max
The course helped me understand the relevance of sustainable development in my field of study.	4,4	1,1	26,0 %	2,0	4,0	5,0	5,0	6,0