

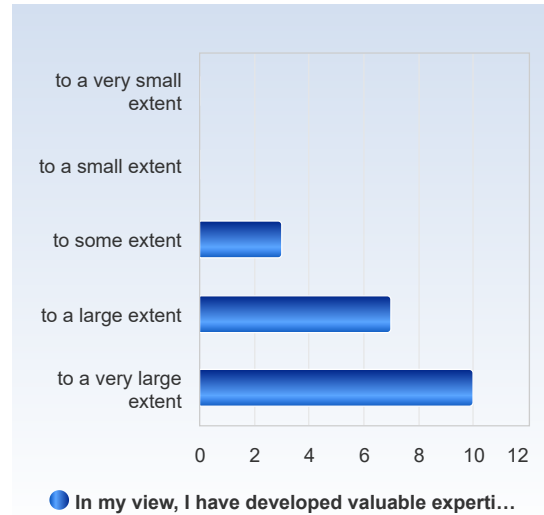


**Research project 2 (4BI124) Autumn term 2023**

Respondents: 45  
Answer Count: 20  
Answer Frequency: 44.44%

**In my view, I have developed valuable expertise/skills during the course.**

In my view, I have developed valuable expertise/skills during the course.	Number of responses
to a very small extent	0 (0.0%)
to a small extent	0 (0.0%)
to some extent	3 (15.0%)
to a large extent	7 (35.0%)
to a very large extent	10 (50.0%)
Total	20 (100.0%)

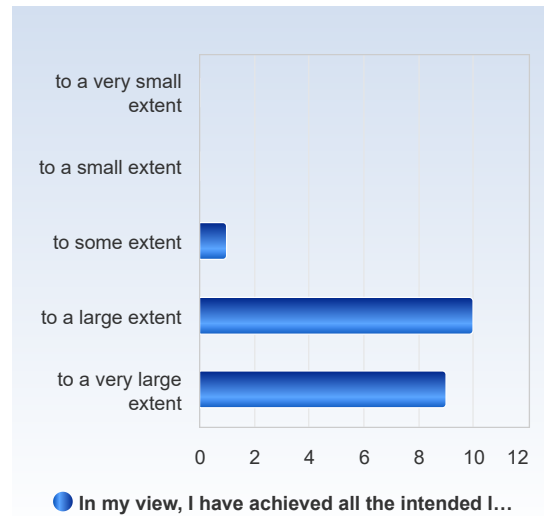


	Mean	Standard Deviation	Coefficient of Variation	Min	Lower Quartile	Median	Upper Quartile	Max
In my view, I have developed valuable expertise /skills during the course.	4.4	0.7	17.1 %	3.0	4.0	4.5	5.0	5.0



**In my view, I have achieved all the intended learning outcomes of the course.**

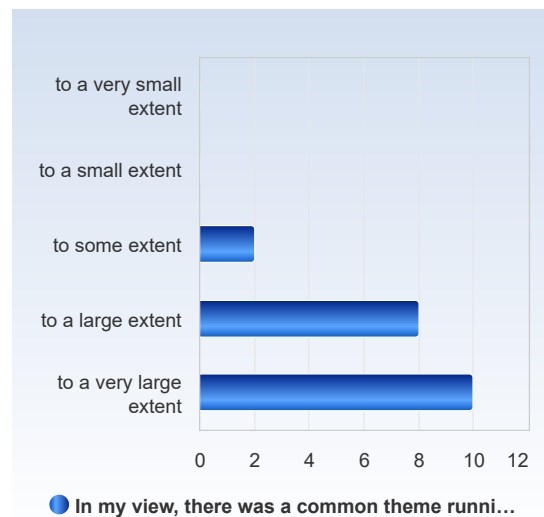
In my view, I have achieved all the intended learning outcomes of the course.	Number of responses
to a very small extent	0 (0.0%)
to a small extent	0 (0.0%)
to some extent	1 (5.0%)
to a large extent	10 (50.0%)
to a very large extent	9 (45.0%)
<b>Total</b>	<b>20 (100.0%)</b>



	Mean	Standard Deviation	Coefficient of Variation	Min	Lower Quartile	Median	Upper Quartile	Max
In my view, I have achieved all the intended learning outcomes of the course.	4.4	0.6	13.6 %	3.0	4.0	4.0	5.0	5.0

**In my view, there was a common theme running throughout the course – from learning outcomes to examinations.**

In my view, there was a common theme running throughout the course – from learning outcomes to examinations.	Number of responses
to a very small extent	0 (0.0%)
to a small extent	0 (0.0%)
to some extent	2 (10.0%)
to a large extent	8 (40.0%)
to a very large extent	10 (50.0%)
<b>Total</b>	<b>20 (100.0%)</b>

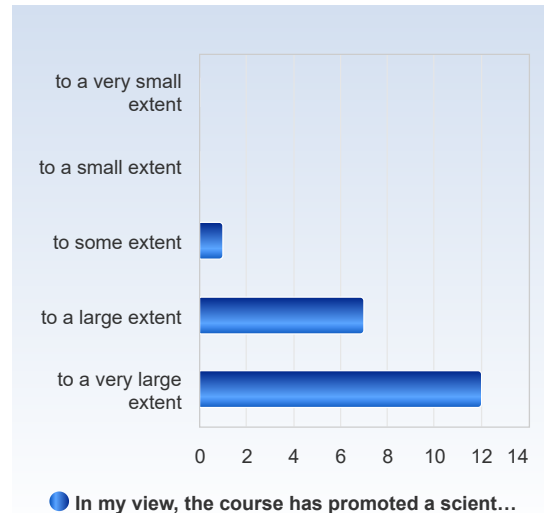


	Mean	Standard Deviation	Coefficient of Variation	Min	Lower Quartile	Median	Upper Quartile	Max
In my view, there was a common theme running throughout the course – from learning outcomes to examinations.	4.4	0.7	15.5 %	3.0	4.0	4.5	5.0	5.0



**In my view, the course has promoted a scientific way of thinking and reasoning (e.g. analytical and critical thinking, independent search for and evaluation of information).**

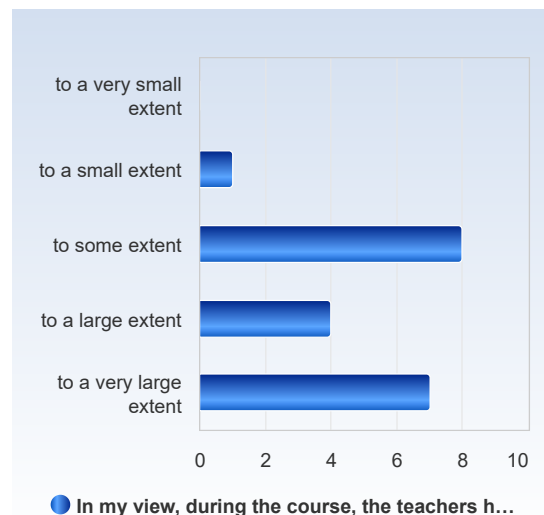
In my view, the course has promoted a scientific way of thinking and reasoning (e.g. analytical and critical thinking, independent search for and evaluation of information).	Number of responses
to a very small extent	0 (0.0%)
to a small extent	0 (0.0%)
to some extent	1 (5.0%)
to a large extent	7 (35.0%)
to a very large extent	12 (60.0%)
Total	20 (100.0%)



	Mean	Standard Deviation	Coefficient of Variation	Min	Lower Quartile	Median	Upper Quartile	Max
In my view, the course has promoted a scientific way of thinking and reasoning (e.g. analytical and critical thinking, independent search for and evaluation of information).	4.6	0.6	13.3 %	3.0	4.0	5.0	5.0	5.0

**In my view, during the course, the teachers have been open to ideas and opinions about the course's structure and content.**

In my view, during the course, the teachers have been open to ideas and opinions about the course's structure and content.	Number of responses
to a very small extent	0 (0.0%)
to a small extent	1 (5.0%)
to some extent	8 (40.0%)
to a large extent	4 (20.0%)
to a very large extent	7 (35.0%)
Total	20 (100.0%)



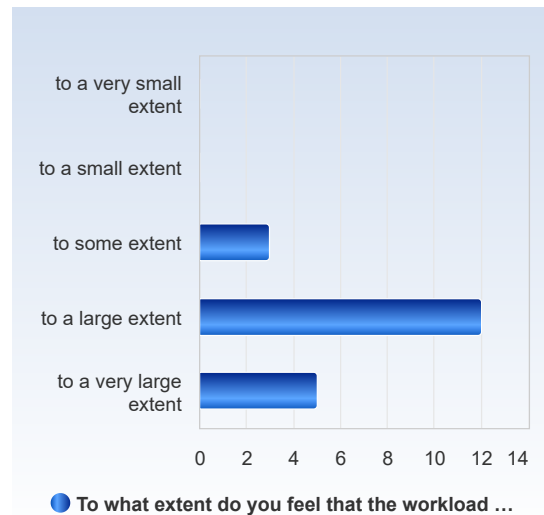


	Mean	Standard Deviation	Coefficient of Variation	Min	Lower Quartile	Median	Upper Quartile	Max
In my view, during the course, the teachers have been open to ideas and opinions about the course's structure and content.	3.8	1.0	25.7 %	2.0	3.0	4.0	5.0	5.0

**To what extent do you feel that the workload during the course was reasonable in relation to the extent of the course/number of credits awarded?**

To what extent do you feel that the workload during the course was reasonable in relation to the extent of the course/number of credits awarded?

	Number of responses
to a very small extent	0 (0.0%)
to a small extent	0 (0.0%)
to some extent	3 (15.0%)
to a large extent	12 (60.0%)
to a very large extent	5 (25.0%)
Total	20 (100.0%)

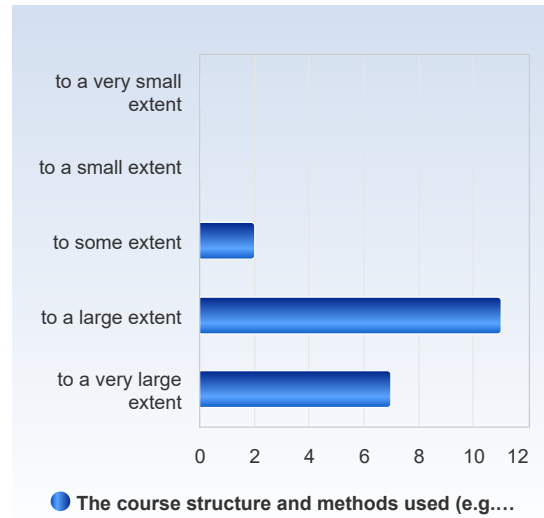


	Mean	Standard Deviation	Coefficient of Variation	Min	Lower Quartile	Median	Upper Quartile	Max
To what extent do you feel that the workload during the course was reasonable in relation to the extent of the course/number of credits awarded?	4.1	0.6	15.6 %	3.0	4.0	4.0	4.5	5.0



**The course structure and methods used (e.g. lectures, exercises, seminars, assignments etc.) were relevant in relation to the learning outcomes.**

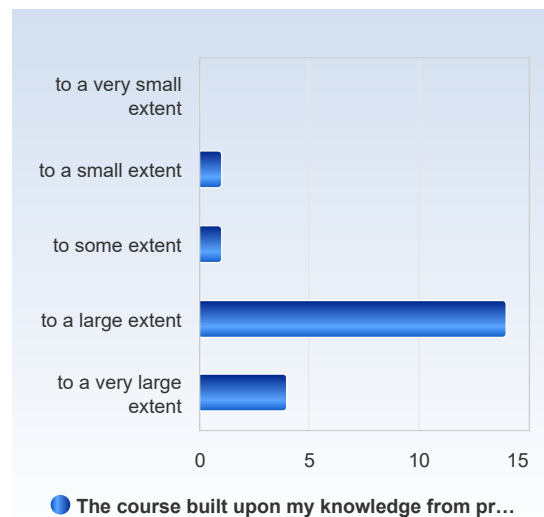
The course structure and methods used (e.g. lectures, exercises, seminars, assignments etc.) were relevant in relation to the learning outcomes.	Number of responses
to a very small extent	0 (0.0%)
to a small extent	0 (0.0%)
to some extent	2 (10.0%)
to a large extent	11 (55.0%)
to a very large extent	7 (35.0%)
Total	20 (100.0%)



	Mean	Standard Deviation	Coefficient of Variation	Min	Lower Quartile	Median	Upper Quartile	Max
The course structure and methods used (e.g. lectures, exercises, seminars, assignments etc.) were relevant in relation to the learning outcomes.	4.2	0.6	15.0 %	3.0	4.0	4.0	5.0	5.0

**The course built upon my knowledge from previous courses in the programme.**

The course built upon my knowledge from previous courses in the programme.	Number of responses
to a very small extent	0 (0.0%)
to a small extent	1 (5.0%)
to some extent	1 (5.0%)
to a large extent	14 (70.0%)
to a very large extent	4 (20.0%)
Total	20 (100.0%)

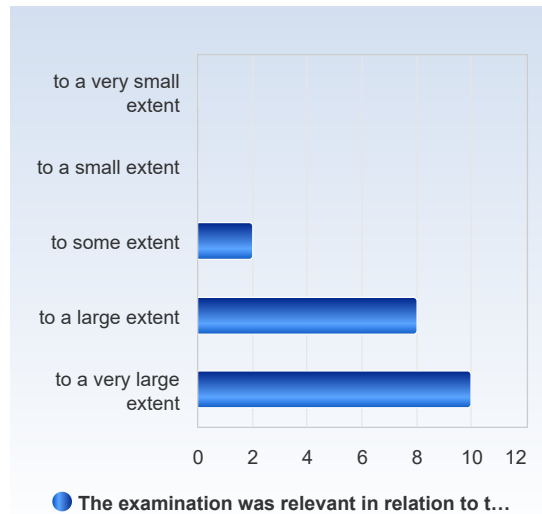


	Mean	Standard Deviation	Coefficient of Variation	Min	Lower Quartile	Median	Upper Quartile	Max
The course built upon my knowledge from previous courses in the programme.	4.0	0.7	16.9 %	2.0	4.0	4.0	4.0	5.0



**The examination was relevant in relation to the learning outcomes.**

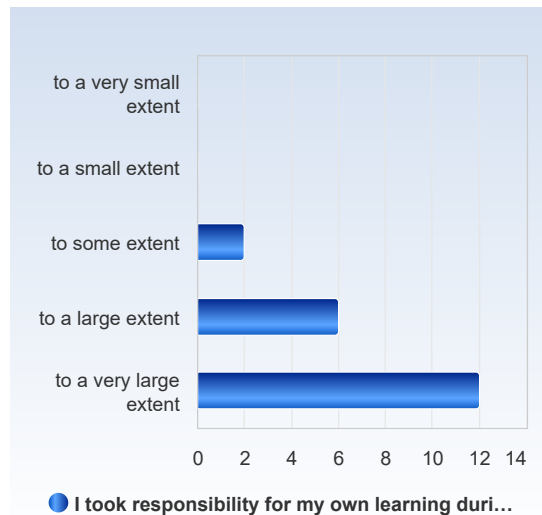
The examination was relevant in relation to the learning outcomes.	Number of responses
to a very small extent	0 (0.0%)
to a small extent	0 (0.0%)
to some extent	2 (10.0%)
to a large extent	8 (40.0%)
to a very large extent	10 (50.0%)
Total	20 (100.0%)



	Mean	Standard Deviation	Coefficient of Variation	Min	Lower Quartile	Median	Upper Quartile	Max
The examination was relevant in relation to the learning outcomes.	4.4	0.7	15.5 %	3.0	4.0	4.5	5.0	5.0

**I took responsibility for my own learning during this course.**

I took responsibility for my own learning during this course.	Number of responses
to a very small extent	0 (0.0%)
to a small extent	0 (0.0%)
to some extent	2 (10.0%)
to a large extent	6 (30.0%)
to a very large extent	12 (60.0%)
Total	20 (100.0%)

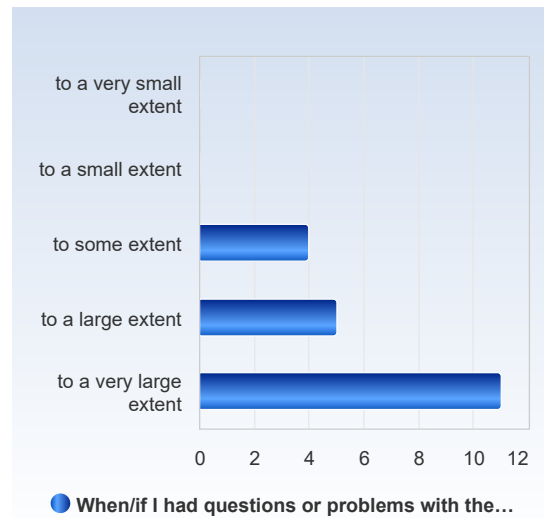


	Mean	Standard Deviation	Coefficient of Variation	Min	Lower Quartile	Median	Upper Quartile	Max
I took responsibility for my own learning during this course.	4.5	0.7	15.3 %	3.0	4.0	5.0	5.0	5.0



**When/if I had questions or problems with the course content, I felt that I could turn to my teacher /supervisor for guidance.**

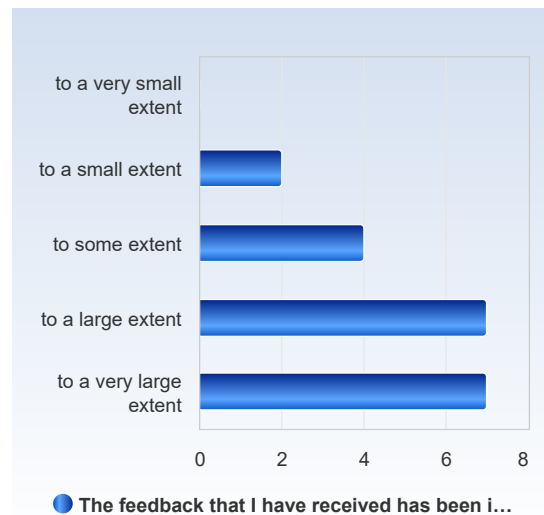
When/if I had questions or problems with the course content, I felt that I could turn to my teacher/supervisor for guidance.	Number of responses
to a very small extent	0 (0.0%)
to a small extent	0 (0.0%)
to some extent	4 (20.0%)
to a large extent	5 (25.0%)
to a very large extent	11 (55.0%)
<b>Total</b>	<b>20 (100.0%)</b>



	Mean	Standard Deviation	Coefficient of Variation	Min	Lower Quartile	Median	Upper Quartile	Max
When/if I had questions or problems with the course content, I felt that I could turn to my teacher /supervisor for guidance.	4.4	0.8	18.7 %	3.0	4.0	5.0	5.0	5.0

**The feedback that I have received has been important for my development and learning.**

The feedback that I have received has been important for my development and learning.	Number of responses
to a very small extent	0 (0.0%)
to a small extent	2 (10.0%)
to some extent	4 (20.0%)
to a large extent	7 (35.0%)
to a very large extent	7 (35.0%)
<b>Total</b>	<b>20 (100.0%)</b>

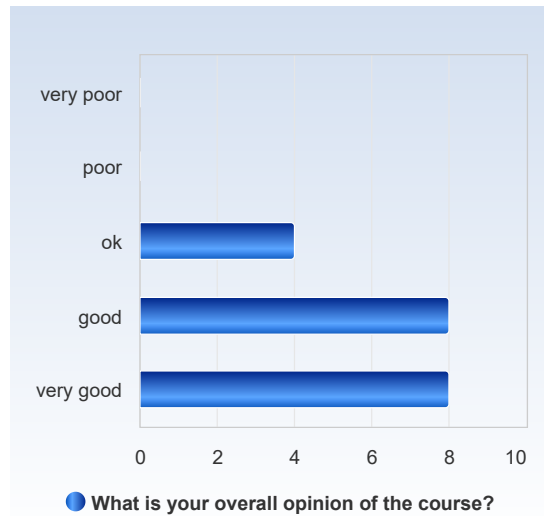


	Mean	Standard Deviation	Coefficient of Variation	Min	Lower Quartile	Median	Upper Quartile	Max
The feedback that I have received has been important for my development and learning.	4.0	1.0	25.3 %	2.0	3.0	4.0	5.0	5.0



**What is your overall opinion of the course?**

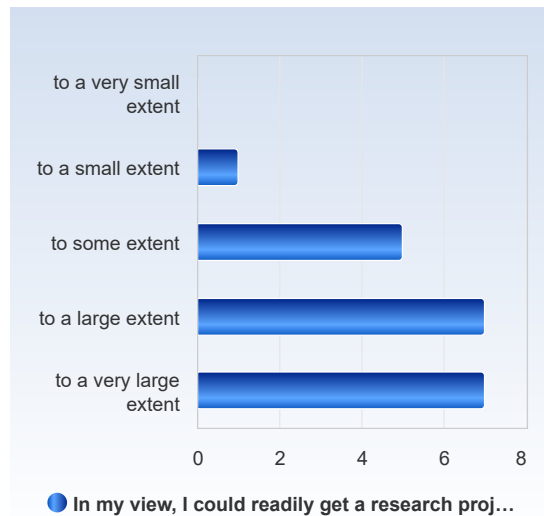
What is your overall opinion of the course?	Number of responses
very poor	0 (0.0%)
poor	0 (0.0%)
ok	4 (20.0%)
good	8 (40.0%)
very good	8 (40.0%)
Total	20 (100.0%)



	Mean	Standard Deviation	Coefficient of Variation	Min	Lower Quartile	Median	Upper Quartile	Max
What is your overall opinion of the course?	4.2	0.8	18.3 %	3.0	4.0	4.0	5.0	5.0

**In my view, I could readily get a research project that matches my interest**

In my view, I could readily get a research project that matches my interest	Number of responses
to a very small extent	0 (0.0%)
to a small extent	1 (5.0%)
to some extent	5 (25.0%)
to a large extent	7 (35.0%)
to a very large extent	7 (35.0%)
Total	20 (100.0%)



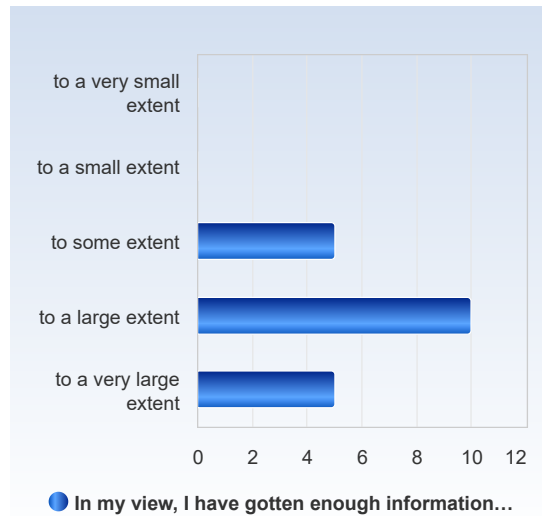
	Mean	Standard Deviation	Coefficient of Variation	Min	Lower Quartile	Median	Upper Quartile	Max
In my view, I could readily get a research project that matches my interest	4.0	0.9	22.9 %	2.0	3.0	4.0	5.0	5.0





**In my view, I have gotten enough information about the organization of the course**

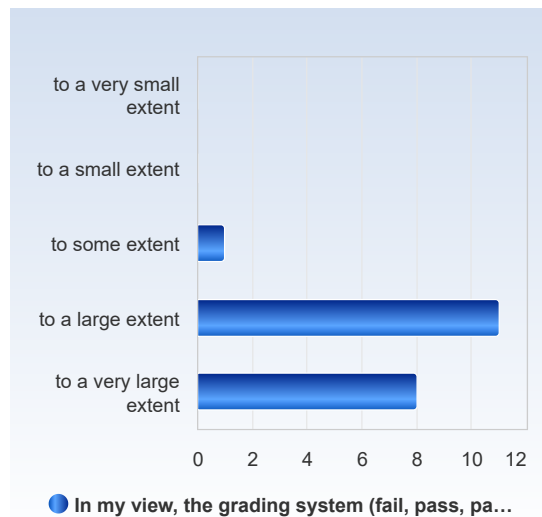
In my view, I have gotten enough information about the organization of the course	Number of responses
to a very small extent	0 (0.0%)
to a small extent	0 (0.0%)
to some extent	5 (25.0%)
to a large extent	10 (50.0%)
to a very large extent	5 (25.0%)
Total	20 (100.0%)



	Mean	Standard Deviation	Coefficient of Variation	Min	Lower Quartile	Median	Upper Quartile	Max
In my view, I have gotten enough information about the organization of the course	4.0	0.7	18.1 %	3.0	3.5	4.0	4.5	5.0

**In my view, the grading system (fail, pass, pass with distinction) is appropriate for this course**

In my view, the grading system (fail, pass, pass with distinction) is appropriate for this course	Number of responses
to a very small extent	0 (0.0%)
to a small extent	0 (0.0%)
to some extent	1 (5.0%)
to a large extent	11 (55.0%)
to a very large extent	8 (40.0%)
Total	20 (100.0%)

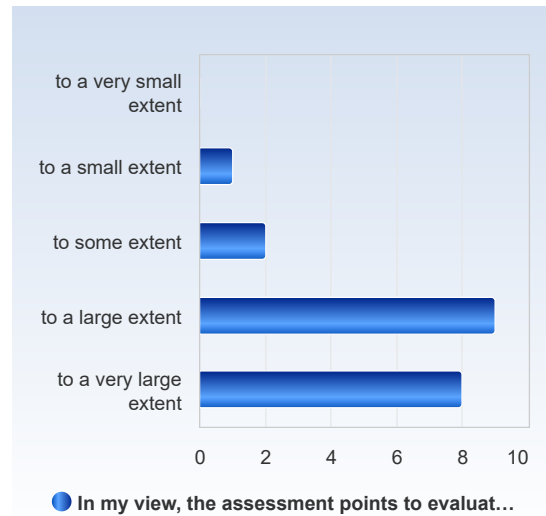


	Mean	Standard Deviation	Coefficient of Variation	Min	Lower Quartile	Median	Upper Quartile	Max
In my view, the grading system (fail, pass, pass with distinction) is appropriate for this course	4.4	0.6	13.5 %	3.0	4.0	4.0	5.0	5.0



**In my view, the assessment points to evaluate my performance of the research project course are relevant**

In my view, the assessment points to evaluate my performance of the research project course are relevant	Number of responses
to a very small extent	0 (0.0%)
to a small extent	1 (5.0%)
to some extent	2 (10.0%)
to a large extent	9 (45.0%)
to a very large extent	8 (40.0%)
Total	20 (100.0%)



	Mean	Standard Deviation	Coefficient of Variation	Min	Lower Quartile	Median	Upper Quartile	Max
In my view, the assessment points to evaluate my performance of the research project course are relevant	4.2	0.8	19.8 %	2.0	4.0	4.0	5.0	5.0