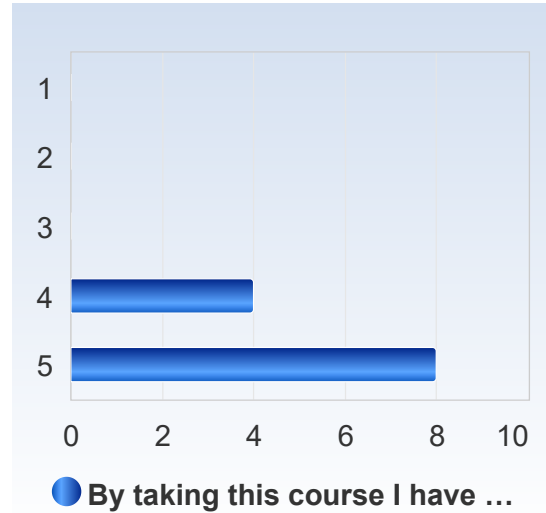




By taking this course I have developed valuable knowledge/skills.

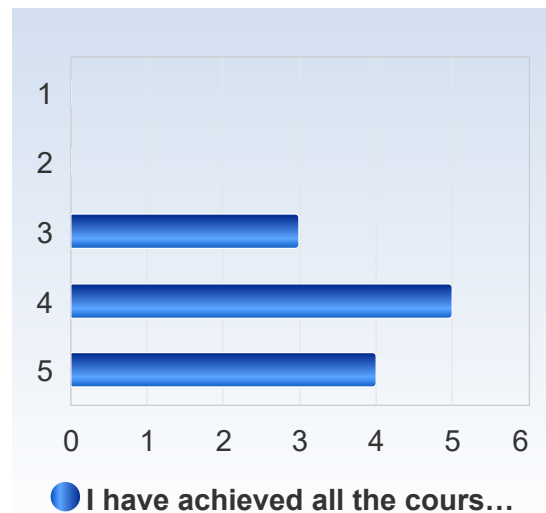
By taking this course I have developed valuable knowledge/skills.	Number of responses
1	0 (0.0%)
2	0 (0.0%)
3	0 (0.0%)
4	4 (33.3%)
5	8 (66.7%)
Total	12 (100.0%)



	Mean	Standard Deviation	Coefficient of Variation	Min	Lower Quartile	Median	Upper Quartile	Max
By taking this course I have developed valuable knowledge/skills.	4.7	0.5	10.6 %	4.0	4.0	5.0	5.0	5.0

I have achieved all the course's learning objectives.

I have achieved all the course's learning objectives.	Number of responses
1	0 (0.0%)
2	0 (0.0%)
3	3 (25.0%)
4	5 (41.7%)
5	4 (33.3%)
Total	12 (100.0%)

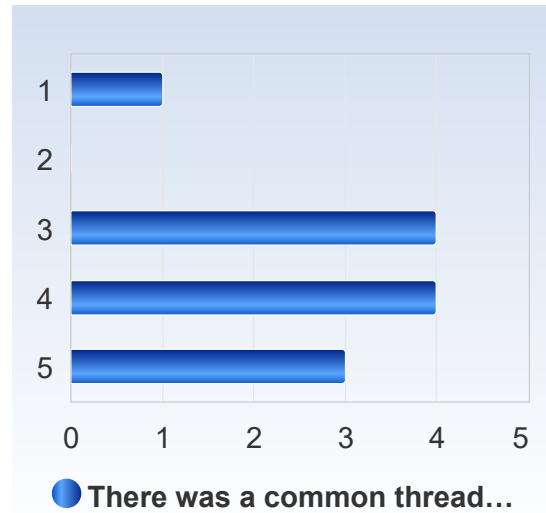




	Mean	Standard Deviation	Coefficient of Variation	Min	Lower Quartile	Median	Upper Quartile	Max
I have achieved all the course's learning objectives.	4.1	0.8	19.4 %	3.0	3.5	4.0	5.0	5.0

There was a common thread throughout the course

There was a common thread throughout the course	Number of responses
1	1 (8.3%)
2	0 (0.0%)
3	4 (33.3%)
4	4 (33.3%)
5	3 (25.0%)
Total	12 (100.0%)

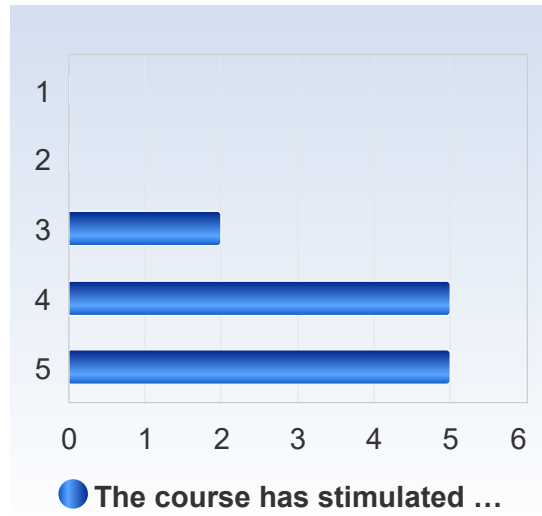


	Mean	Standard Deviation	Coefficient of Variation	Min	Lower Quartile	Median	Upper Quartile	Max
There was a common thread throughout the course	3.7	1.2	31.5 %	1.0	3.0	4.0	4.5	5.0



The course has stimulated me to a scientific approach (such as analytical and critical thinking, independent search and evaluation of information).

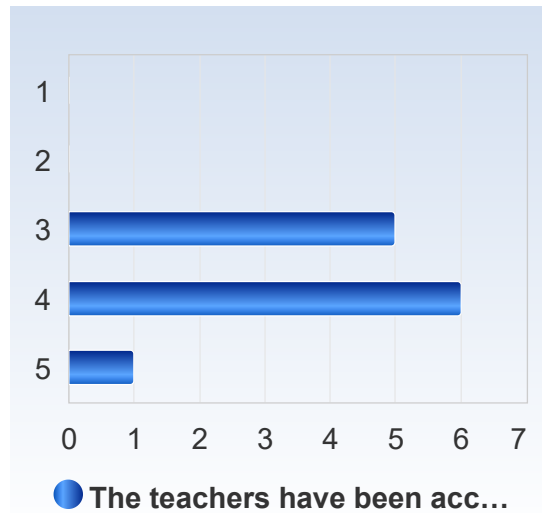
The course has stimulated me to a scientific approach (such as analytical and critical thinking, independent search and evaluation of information).	Number of responses
1	0 (0.0%)
2	0 (0.0%)
3	2 (16.7%)
4	5 (41.7%)
5	5 (41.7%)
Total	12 (100.0%)



	Mean	Standard Deviation	Coefficient of Variation	Min	Lower Quartile	Median	Upper Quartile	Max
The course has stimulated me to a scientific approach (such as analytical and critical thinking, independent search and evaluation of information).	4.2	0.8	17.7 %	3.0	4.0	4.0	5.0	5.0

The teachers have been accommodating ideas and views on form and content during the course.

The teachers have been accommodating ideas and views on form and content during the course.	Number of responses
1	0 (0.0%)
2	0 (0.0%)
3	5 (41.7%)
4	6 (50.0%)
5	1 (8.3%)
Total	12 (100.0%)

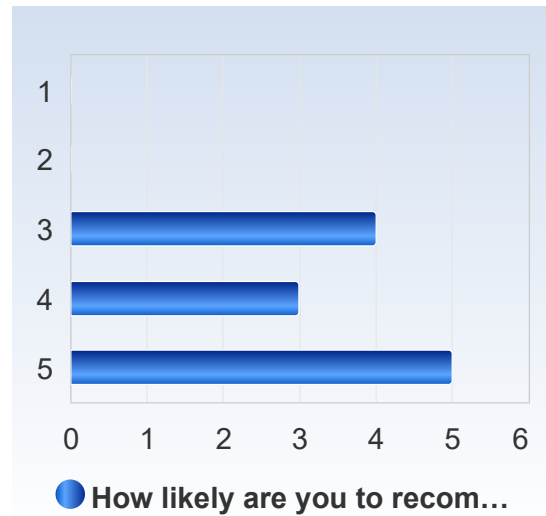


	Mean	Standard Deviation	Coefficient of Variation	Min	Lower Quartile	Median	Upper Quartile	Max
The teachers have been accommodating ideas and views on form and content during the course.	3.7	0.7	17.8 %	3.0	3.0	4.0	4.0	5.0



How likely are you to recommend the course to colleagues with similar professional roles?

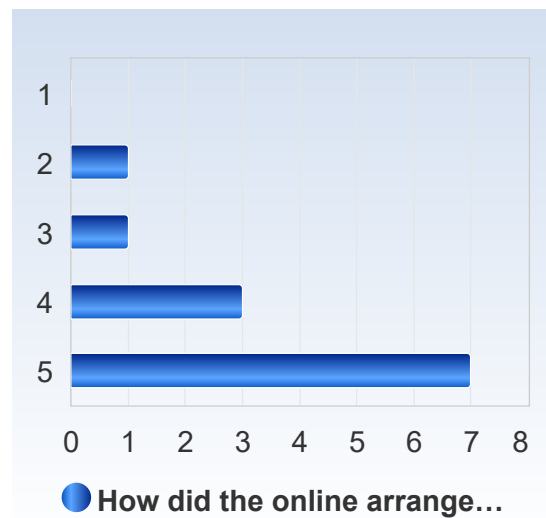
How likely are you to recommend the course to colleagues with similar professional roles?	Number of responses
1	0 (0.0%)
2	0 (0.0%)
3	4 (33.3%)
4	3 (25.0%)
5	5 (41.7%)
Total	12 (100.0%)



	Mean	Standard Deviation	Coefficient of Variation	Min	Lower Quartile	Median	Upper Quartile	Max
How likely are you to recommend the course to colleagues with similar professional roles?	4.1	0.9	22.0 %	3.0	3.0	4.0	5.0	5.0

How did the online arrangements, such as learning platform, chat sessions and information work?

How did the online arrangements, such as learning platform, chat sessions and information work?	Number of responses
1	0 (0.0%)
2	1 (8.3%)
3	1 (8.3%)
4	3 (25.0%)
5	7 (58.3%)
Total	12 (100.0%)

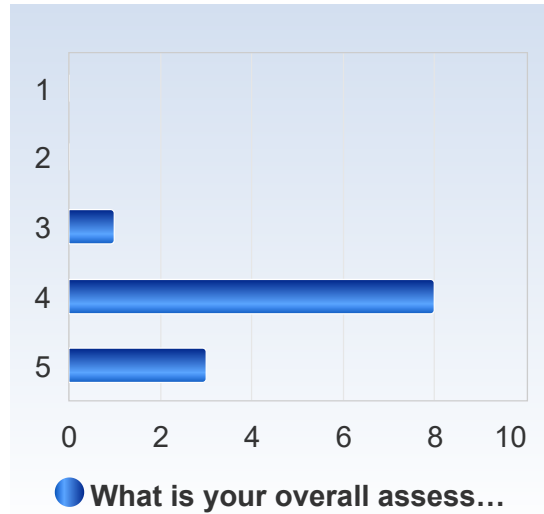


	Mean	Standard Deviation	Coefficient of Variation	Min	Lower Quartile	Median	Upper Quartile	Max
How did the online arrangements, such as learning platform, chat sessions and information work?	4.3	1.0	22.7 %	2.0	4.0	5.0	5.0	5.0



What is your overall assessment of the course?

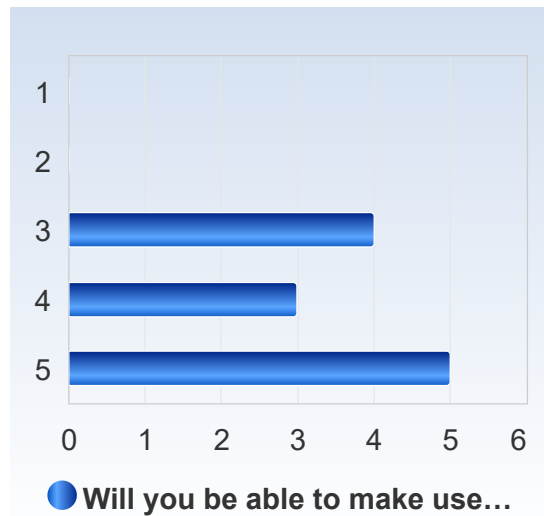
What is your overall assessment of the course?	Number of responses
1	0 (0.0%)
2	0 (0.0%)
3	1 (8.3%)
4	8 (66.7%)
5	3 (25.0%)
Total	12 (100.0%)



	Mean	Standard Deviation	Coefficient of Variation	Min	Lower Quartile	Median	Upper Quartile	Max
What is your overall assessment of the course?	4.2	0.6	13.9 %	3.0	4.0	4.0	4.5	5.0

Will you be able to make use of your new skills in your workplace?

Will you be able to make use of your new skills in your workplace?	Number of responses
1	0 (0.0%)
2	0 (0.0%)
3	4 (33.3%)
4	3 (25.0%)
5	5 (41.7%)
Total	12 (100.0%)

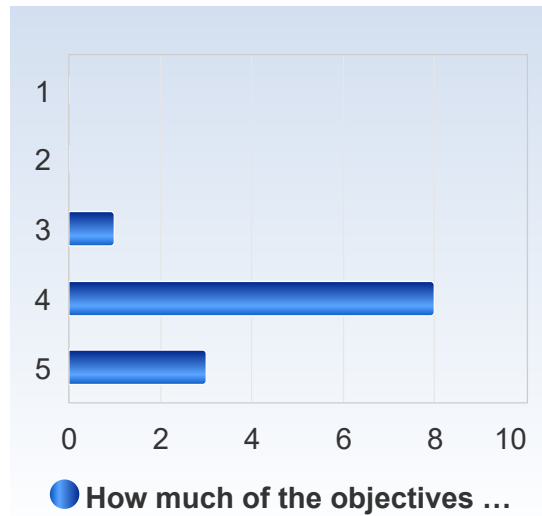


	Mean	Standard Deviation	Coefficient of Variation	Min	Lower Quartile	Median	Upper Quartile	Max
Will you be able to make use of your new skills in your workplace?	4.1	0.9	22.0 %	3.0	3.0	4.0	5.0	5.0



How much of the objectives covered by the course were new knowledge for you?

How much of the objectives covered by the course were new knowledge for you?	Number of responses
1	0 (0.0%)
2	0 (0.0%)
3	1 (8.3%)
4	8 (66.7%)
5	3 (25.0%)
Total	12 (100.0%)



	Mean	Standard Deviation	Coefficient of Variation	Min	Lower Quartile	Median	Upper Quartile	Max
How much of the objectives covered by the course were new knowledge for you?	4.2	0.6	13.9 %	3.0	4.0	4.0	4.5	5.0