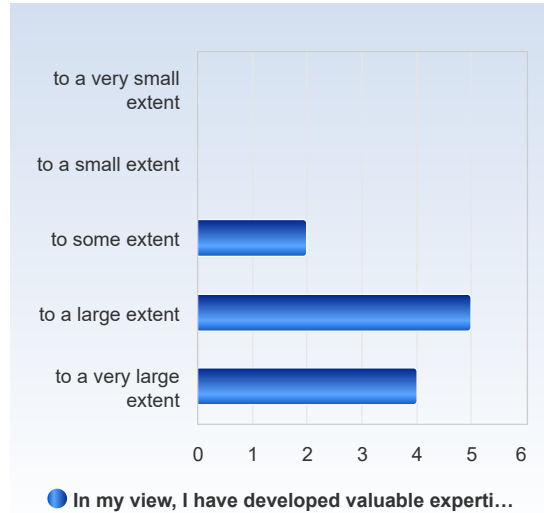


1QA142_Artificial Intelligence in Mental Healthcare_So24

Respondents: 35
 Answer Count: 11
 Answer Frequency: 31,43 %

In my view, I have developed valuable expertise/skills during the course.

In my view, I have developed valuable expertise/skills during the course.	Number of responses
to a very small extent	0 (0,0%)
to a small extent	0 (0,0%)
to some extent	2 (18,2%)
to a large extent	5 (45,5%)
to a very large extent	4 (36,4%)
Total	11 (100,0%)



	Mean	Standard Deviation	Coefficient of Variation	Min	Lower Quartile	Median	Upper Quartile	Max
In my view, I have developed valuable expertise /skills during the course.	4,2	0,8	18,0 %	3,0	4,0	4,0	5,0	5,0

In my view, I have achieved all the intended learning outcomes of the course.

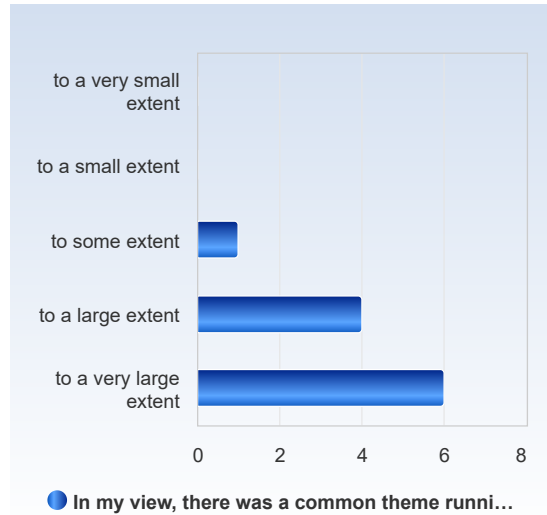
In my view, I have achieved all the intended learning outcomes of the course.	Number of responses
to a very small extent	0 (0,0%)
to a small extent	0 (0,0%)
to some extent	3 (27,3%)
to a large extent	2 (18,2%)
to a very large extent	6 (54,5%)
Total	11 (100,0%)



	Mean	Standard Deviation	Coefficient of Variation	Min	Lower Quartile	Median	Upper Quartile	Max
In my view, I have achieved all the intended learning outcomes of the course.	4,3	0,9	21,2 %	3,0	3,5	5,0	5,0	5,0

In my view, there was a common theme running throughout the course – from learning outcomes to examinations.

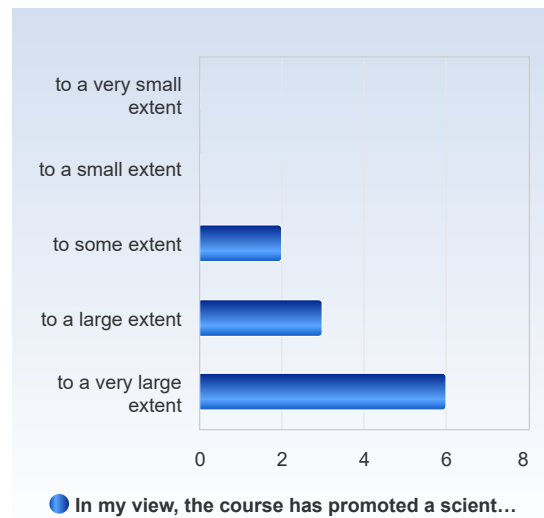
In my view, there was a common theme running throughout the course – from learning outcomes to examinations.	Number of responses
to a very small extent	0 (0,0%)
to a small extent	0 (0,0%)
to some extent	1 (9,1%)
to a large extent	4 (36,4%)
to a very large extent	6 (54,5%)
Total	11 (100,0%)



	Mean	Standard Deviation	Coefficient of Variation	Min	Lower Quartile	Median	Upper Quartile	Max
In my view, there was a common theme running throughout the course – from learning outcomes to examinations.	4,5	0,7	15,4 %	3,0	4,0	5,0	5,0	5,0

In my view, the course has promoted a scientific way of thinking and reasoning (e.g. analytical and critical thinking, independent search for and evaluation of information).

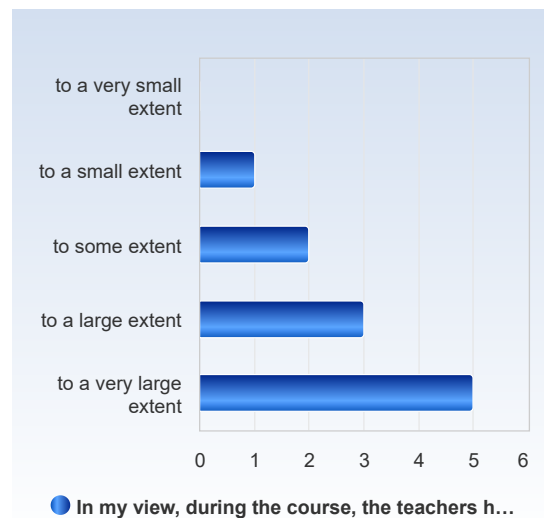
In my view, the course has promoted a scientific way of thinking and reasoning (e.g. analytical and critical thinking, independent search for and evaluation of information).	Number of responses
to a very small extent	0 (0,0%)
to a small extent	0 (0,0%)
to some extent	2 (18,2%)
to a large extent	3 (27,3%)
to a very large extent	6 (54,5%)
Total	11 (100,0%)



	Mean	Standard Deviation	Coefficient of Variation	Min	Lower Quartile	Median	Upper Quartile	Max
In my view, the course has promoted a scientific way of thinking and reasoning (e.g. analytical and critical thinking, independent search for and evaluation of information).	4,4	0,8	18,5 %	3,0	4,0	5,0	5,0	5,0

In my view, during the course, the teachers have been open to ideas and opinions about the course's structure and content.

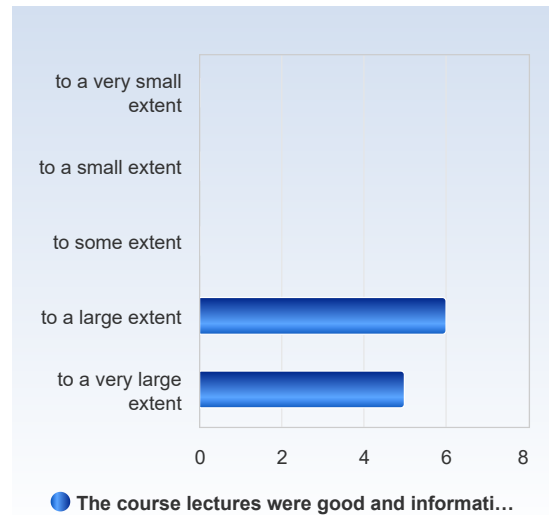
In my view, during the course, the teachers have been open to ideas and opinions about the course's structure and content.	Number of responses
to a very small extent	0 (0,0%)
to a small extent	1 (9,1%)
to some extent	2 (18,2%)
to a large extent	3 (27,3%)
to a very large extent	5 (45,5%)
Total	11 (100,0%)



	Mean	Standard Deviation	Coefficient of Variation	Min	Lower Quartile	Median	Upper Quartile	Max
In my view, during the course, the teachers have been open to ideas and opinions about the course's structure and content.	4,1	1,0	25,5 %	2,0	3,5	4,0	5,0	5,0

The course lectures were good and informative.

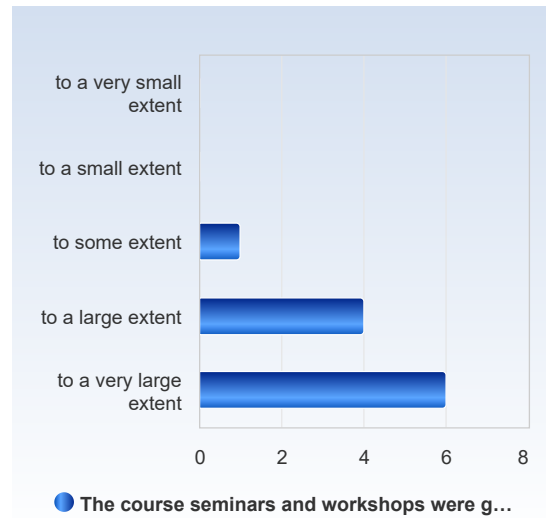
The course lectures were good and informative.	Number of responses
to a very small extent	0 (0,0%)
to a small extent	0 (0,0%)
to some extent	0 (0,0%)
to a large extent	6 (54,5%)
to a very large extent	5 (45,5%)
Total	11 (100,0%)



	Mean	Standard Deviation	Coefficient of Variation	Min	Lower Quartile	Median	Upper Quartile	Max
The course lectures were good and informative.	4,5	0,5	11,7 %	4,0	4,0	4,0	5,0	5,0

The course seminars and workshops were good and informative.

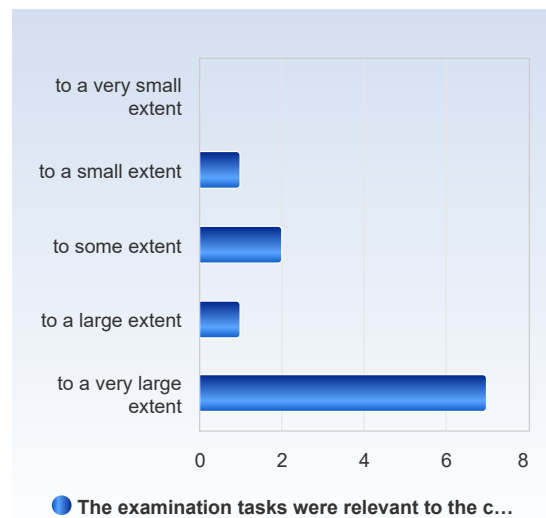
The course seminars and workshops were good and informative.	Number of responses
to a very small extent	0 (0,0%)
to a small extent	0 (0,0%)
to some extent	1 (9,1%)
to a large extent	4 (36,4%)
to a very large extent	6 (54,5%)
Total	11 (100,0%)



	Mean	Standard Deviation	Coefficient of Variation	Min	Lower Quartile	Median	Upper Quartile	Max
The course seminars and workshops were good and informative.	4,5	0,7	15,4 %	3,0	4,0	5,0	5,0	5,0

The examination tasks were relevant to the course learning objectives.

The examination tasks were relevant to the course learning objectives.	Number of responses
to a very small extent	0 (0,0%)
to a small extent	1 (9,1%)
to some extent	2 (18,2%)
to a large extent	1 (9,1%)
to a very large extent	7 (63,6%)
Total	11 (100,0%)



	Mean	Standard Deviation	Coefficient of Variation	Min	Lower Quartile	Median	Upper Quartile	Max
The examination tasks were relevant to the course learning objectives.	4,3	1,1	25,8 %	2,0	3,5	5,0	5,0	5,0