

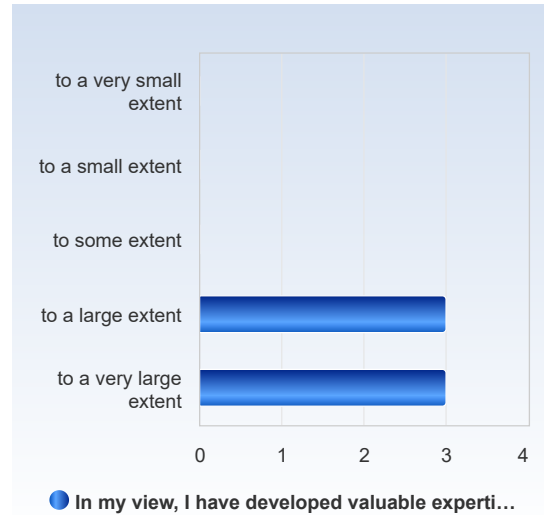


4TX037 Molecular and Cellular Toxicology (8.5 credits) Autumn 2024

Respondents: 7
Answer Count: 6
Answer Frequency: 85.71%

In my view, I have developed valuable expertise/skills during the course.

In my view, I have developed valuable expertise/skills during the course.	Number of responses
to a very small extent	0 (0.0%)
to a small extent	0 (0.0%)
to some extent	0 (0.0%)
to a large extent	3 (50.0%)
to a very large extent	3 (50.0%)
Total	6 (100.0%)

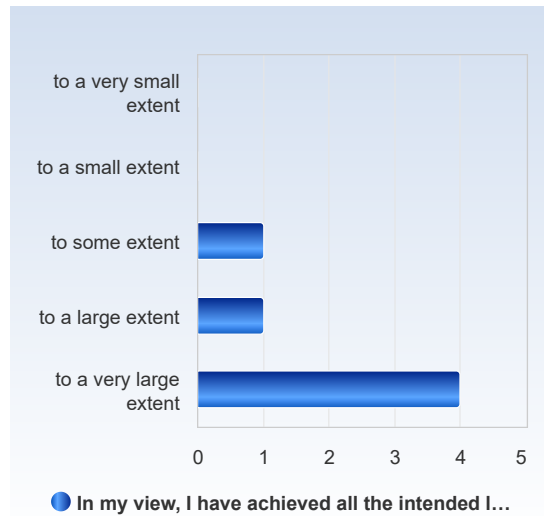


	Mean	Standard Deviation	Coefficient of Variation	Min	Lower Quartile	Median	Upper Quartile	Max
In my view, I have developed valuable expertise/skills during the course.	4.5	0.5	12.2 %	4.0	4.0	4.5	5.0	5.0



In my view, I have achieved all the intended learning outcomes of the course.

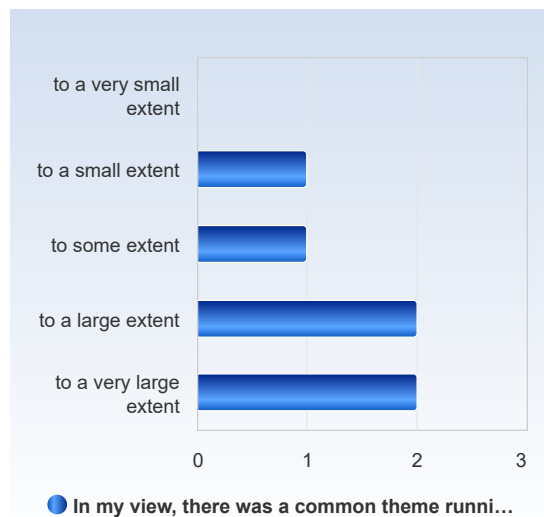
In my view, I have achieved all the intended learning outcomes of the course.	Number of responses
to a very small extent	0 (0.0%)
to a small extent	0 (0.0%)
to some extent	1 (16.7%)
to a large extent	1 (16.7%)
to a very large extent	4 (66.7%)
Total	6 (100.0%)



	Mean	Standard Deviation	Coefficient of Variation	Min	Lower Quartile	Median	Upper Quartile	Max
In my view, I have achieved all the intended learning outcomes of the course.	4.5	0.8	18.6 %	3.0	4.5	5.0	5.0	5.0

In my view, there was a common theme running throughout the course – from learning outcomes to examinations.

In my view, there was a common theme running throughout the course – from learning outcomes to examinations.	Number of responses
to a very small extent	0 (0.0%)
to a small extent	1 (16.7%)
to some extent	1 (16.7%)
to a large extent	2 (33.3%)
to a very large extent	2 (33.3%)
Total	6 (100.0%)

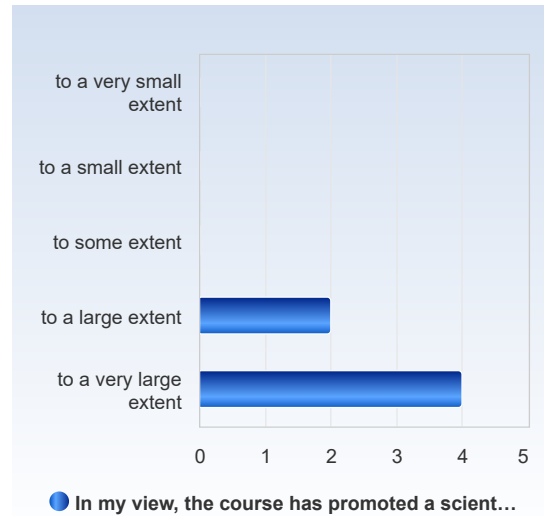


	Mean	Standard Deviation	Coefficient of Variation	Min	Lower Quartile	Median	Upper Quartile	Max
In my view, there was a common theme running throughout the course – from learning outcomes to examinations.	3.8	1.2	30.5 %	2.0	3.5	4.0	4.5	5.0



In my view, the course has promoted a scientific way of thinking and reasoning (e.g. analytical and critical thinking, independent search for and evaluation of information).

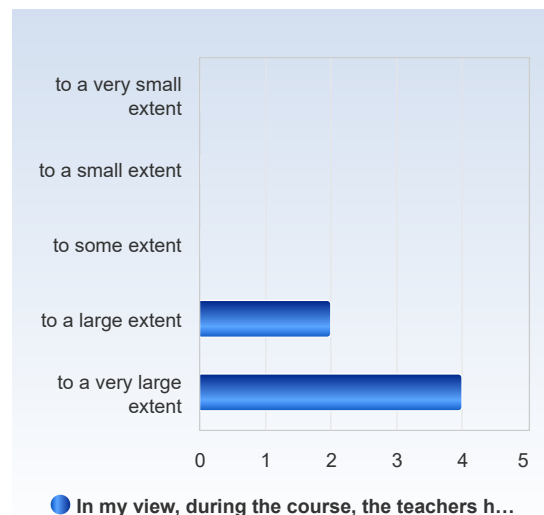
In my view, the course has promoted a scientific way of thinking and reasoning (e.g. analytical and critical thinking, independent search for and evaluation of information).	Number of responses
to a very small extent	0 (0.0%)
to a small extent	0 (0.0%)
to some extent	0 (0.0%)
to a large extent	2 (33.3%)
to a very large extent	4 (66.7%)
Total	6 (100.0%)



	Mean	Standard Deviation	Coefficient of Variation	Min	Lower Quartile	Median	Upper Quartile	Max
In my view, the course has promoted a scientific way of thinking and reasoning (e.g. analytical and critical thinking, independent search for and evaluation of information).	4.7	0.5	11.1 %	4.0	4.5	5.0	5.0	5.0

In my view, during the course, the teachers have been open to ideas and opinions about the course's structure and content.

In my view, during the course, the teachers have been open to ideas and opinions about the course's structure and content.	Number of responses
to a very small extent	0 (0.0%)
to a small extent	0 (0.0%)
to some extent	0 (0.0%)
to a large extent	2 (33.3%)
to a very large extent	4 (66.7%)
Total	6 (100.0%)



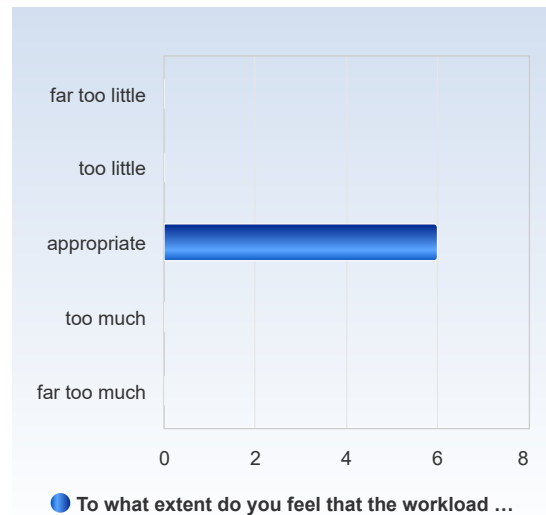


	Mean	Standard Deviation	Coefficient of Variation	Min	Lower Quartile	Median	Upper Quartile	Max
In my view, during the course, the teachers have been open to ideas and opinions about the course's structure and content.	4.7	0.5	11.1 %	4.0	4.5	5.0	5.0	5.0

To what extent do you feel that the workload during the course was reasonable in relation to the extent of the course/number of credits awarded?

To what extent do you feel that the workload during the course was reasonable in relation to the extent of the course/number of credits awarded?

	Number of responses
far too little	0 (0.0%)
too little	0 (0.0%)
appropriate	6 (100.0%)
too much	0 (0.0%)
far too much	0 (0.0%)
Total	6 (100.0%)

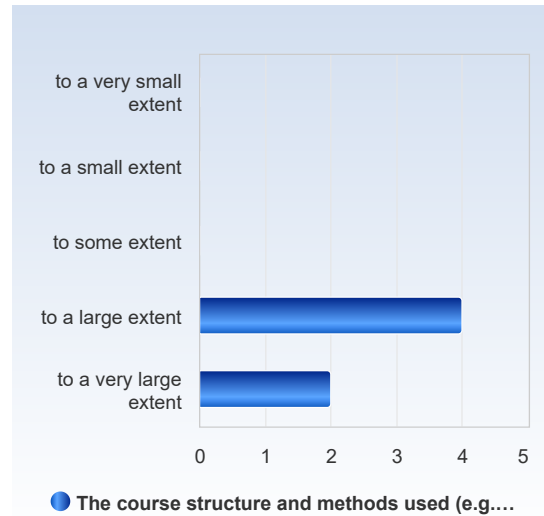


	Mean	Standard Deviation	Coefficient of Variation	Min	Lower Quartile	Median	Upper Quartile	Max
To what extent do you feel that the workload during the course was reasonable in relation to the extent of the course/number of credits awarded?	3.0	0.0	0.0 %	3.0	3.0	3.0	3.0	3.0



The course structure and methods used (e.g. lectures, exercises, seminars, assignments etc.) were relevant in relation to the learning outcomes.

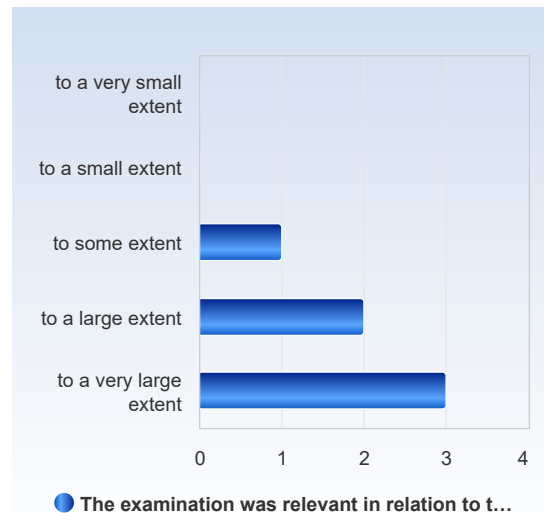
The course structure and methods used (e.g. lectures, exercises, seminars, assignments etc.) were relevant in relation to the learning outcomes.	Number of responses
to a very small extent	0 (0.0%)
to a small extent	0 (0.0%)
to some extent	0 (0.0%)
to a large extent	4 (66.7%)
to a very large extent	2 (33.3%)
Total	6 (100.0%)



	Mean	Standard Deviation	Coefficient of Variation	Min	Lower Quartile	Median	Upper Quartile	Max
The course structure and methods used (e.g. lectures, exercises, seminars, assignments etc.) were relevant in relation to the learning outcomes.	4.3	0.5	11.9 %	4.0	4.0	4.0	4.5	5.0

The examination was relevant in relation to the learning outcomes.

The examination was relevant in relation to the learning outcomes.	Number of responses
to a very small extent	0 (0.0%)
to a small extent	0 (0.0%)
to some extent	1 (16.7%)
to a large extent	2 (33.3%)
to a very large extent	3 (50.0%)
Total	6 (100.0%)

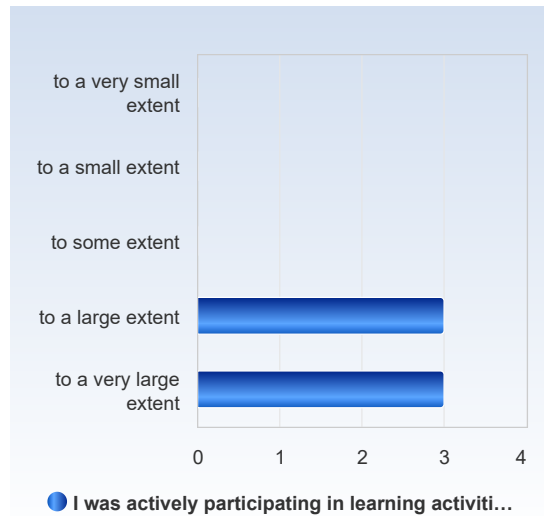


	Mean	Standard Deviation	Coefficient of Variation	Min	Lower Quartile	Median	Upper Quartile	Max
The examination was relevant in relation to the learning outcomes.	4.3	0.8	18.8 %	3.0	4.0	4.5	5.0	5.0



I was actively participating in learning activities.

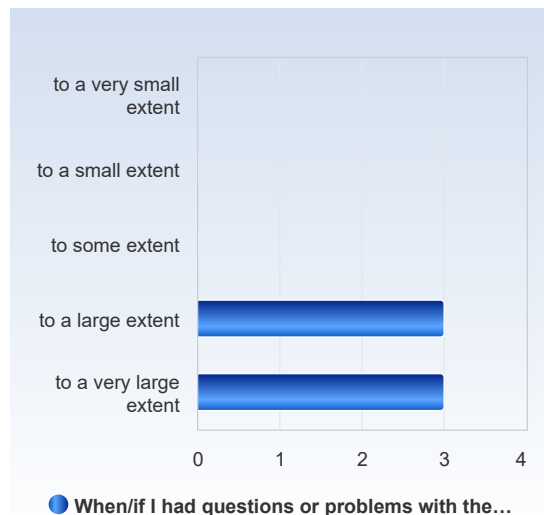
I was actively participating in learning activities.	Number of responses
to a very small extent	0 (0.0%)
to a small extent	0 (0.0%)
to some extent	0 (0.0%)
to a large extent	3 (50.0%)
to a very large extent	3 (50.0%)
Total	6 (100.0%)



	Mean	Standard Deviation	Coefficient of Variation	Min	Lower Quartile	Median	Upper Quartile	Max
I was actively participating in learning activities.	4.5	0.5	12.2 %	4.0	4.0	4.5	5.0	5.0

When/if I had questions or problems with the course content, I felt that I could turn to my teacher /supervisor for guidance.

When/if I had questions or problems with the course content, I felt that I could turn to my teacher/supervisor for guidance.	Number of responses
to a very small extent	0 (0.0%)
to a small extent	0 (0.0%)
to some extent	0 (0.0%)
to a large extent	3 (50.0%)
to a very large extent	3 (50.0%)
Total	6 (100.0%)

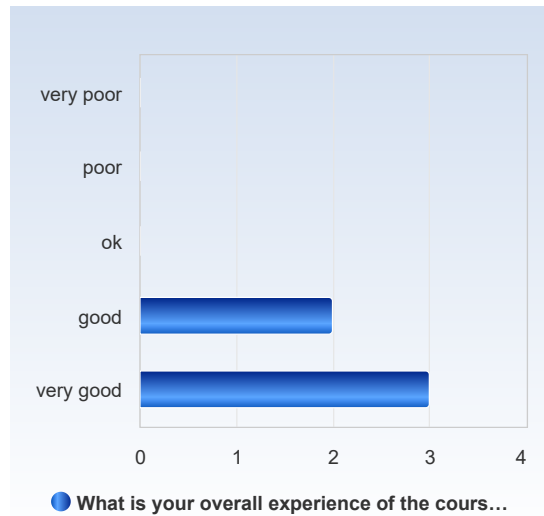


	Mean	Standard Deviation	Coefficient of Variation	Min	Lower Quartile	Median	Upper Quartile	Max
When/if I had questions or problems with the course content, I felt that I could turn to my teacher /supervisor for guidance.	4.5	0.5	12.2 %	4.0	4.0	4.5	5.0	5.0



What is your overall experience of the course?

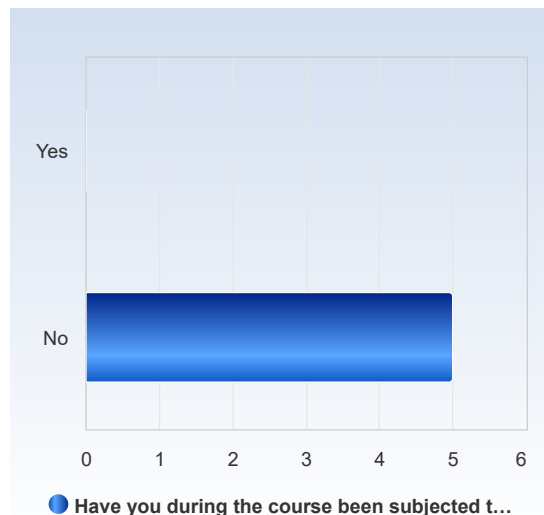
What is your overall experience of the course?	Number of responses
very poor	0 (0.0%)
poor	0 (0.0%)
ok	0 (0.0%)
good	2 (40.0%)
very good	3 (60.0%)
Total	5 (100.0%)



	Mean	Standard Deviation	Coefficient of Variation	Min	Lower Quartile	Median	Upper Quartile	Max
What is your overall experience of the course?	4.6	0.5	11.9 %	4.0	4.0	5.0	5.0	5.0

Have you during the course been subjected to negative discrimination or insults because of your gender, ethnic origin, religion, disability or sexual orientation? If the answer is yes, the programme advises you to contact the study advisor or the student ombudsman; see KI webpage for Contact information.

Have you during the course been subjected to negative discrimination or insults because of your gender, ethnic origin, religion, disability or sexual orientation? If the answer is yes, the programme advises you to contact the study advisor or the student ombudsman; see KI webpage for Contact information.	Number of responses
Yes	0 (0.0%)
No	5 (100.0%)
Total	5 (100.0%)

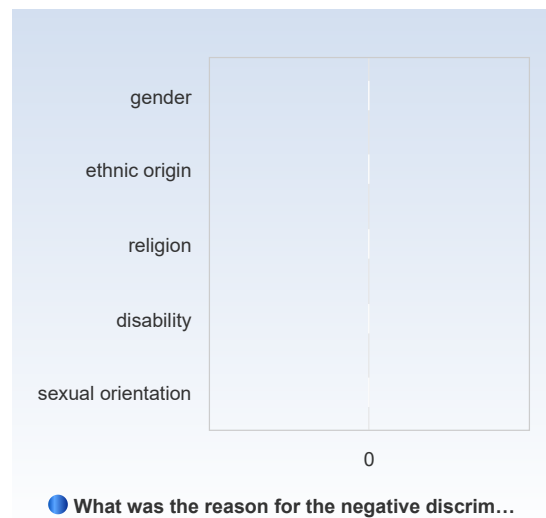




	Mean	Standard Deviation	Coefficient of Variation	Min	Lower Quartile	Median	Upper Quartile	Max
Have you during the course been subjected to negative discrimination or insults because of your gender, ethnic origin, religion, disability or sexual orientation? If the answer is yes, the programme advises you to contact the study advisor or the student ombudsman; see KI webpage for Contact information.	2.0	0.0	0.0 %	2.0	2.0	2.0	2.0	2.0

What was the reason for the negative discrimination or insult?

What was the reason for the negative discrimination or insult?	Number of responses
gender	0 (0.0%)
ethnic origin	0 (0.0%)
religion	0 (0.0%)
disability	0 (0.0%)
sexual orientation	0 (0.0%)
Total	0 (0.0%)

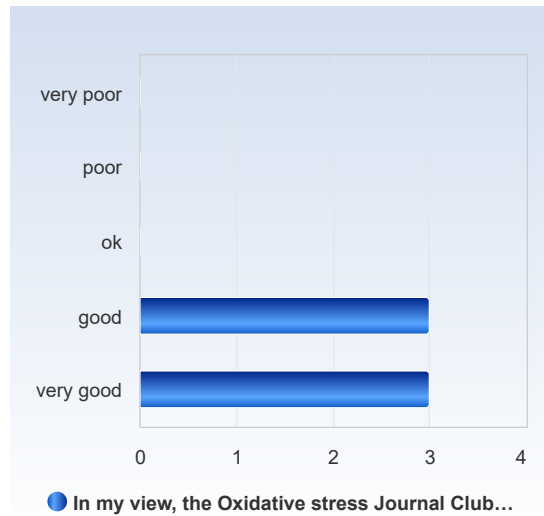


	Mean	Standard Deviation	Coefficient of Variation	Min	Lower Quartile	Median	Upper Quartile	Max
What was the reason for the negative discrimination or insult?	0.0	0.0	NaN %	∞	0.0	0.0	0.0	-∞



In my view, the Oxidative stress Journal Club was:

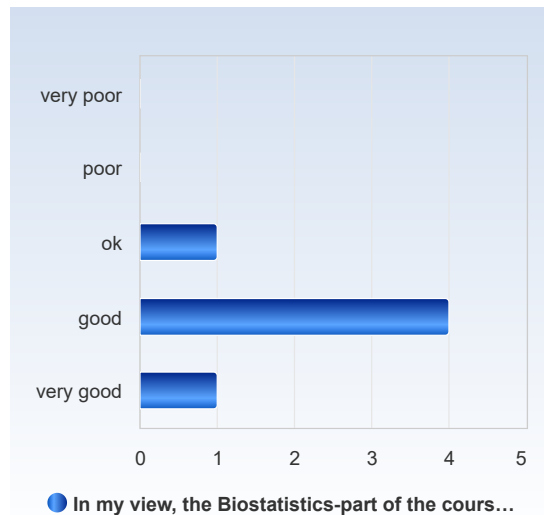
In my view, the Oxidative stress Journal Club was:	Number of responses
very poor	0 (0.0%)
poor	0 (0.0%)
ok	0 (0.0%)
good	3 (50.0%)
very good	3 (50.0%)
Total	6 (100.0%)



	Mean	Standard Deviation	Coefficient of Variation	Min	Lower Quartile	Median	Upper Quartile	Max
In my view, the Oxidative stress Journal Club was:	4.5	0.5	12.2 %	4.0	4.0	4.5	5.0	5.0

In my view, the Biostatistics-part of the course was:

In my view, the Biostatistics-part of the course was:	Number of responses
very poor	0 (0.0%)
poor	0 (0.0%)
ok	1 (16.7%)
good	4 (66.7%)
very good	1 (16.7%)
Total	6 (100.0%)

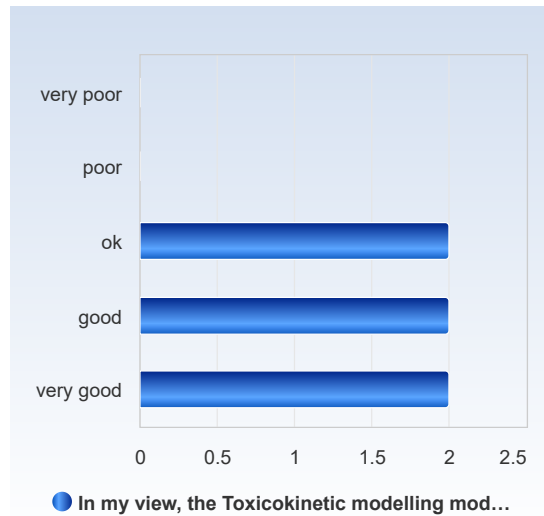


	Mean	Standard Deviation	Coefficient of Variation	Min	Lower Quartile	Median	Upper Quartile	Max
In my view, the Biostatistics-part of the course was:	4.0	0.6	15.8 %	3.0	4.0	4.0	4.0	5.0



In my view, the Toxicokinetic modelling module was:

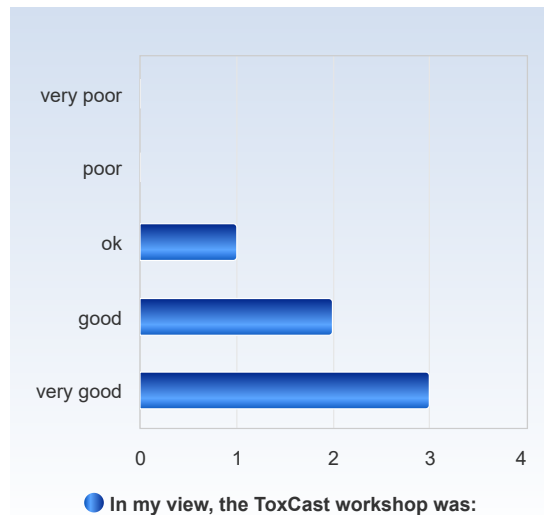
In my view, the Toxicokinetic modelling module was:	Number of responses
very poor	0 (0.0%)
poor	0 (0.0%)
ok	2 (33.3%)
good	2 (33.3%)
very good	2 (33.3%)
Total	6 (100.0%)



	Mean	Standard Deviation	Coefficient of Variation	Min	Lower Quartile	Median	Upper Quartile	Max
In my view, the Toxicokinetic modelling module was:	4.0	0.9	22.4 %	3.0	3.5	4.0	4.5	5.0

In my view, the ToxCast workshop was:

In my view, the ToxCast workshop was:	Number of responses
very poor	0 (0.0%)
poor	0 (0.0%)
ok	1 (16.7%)
good	2 (33.3%)
very good	3 (50.0%)
Total	6 (100.0%)

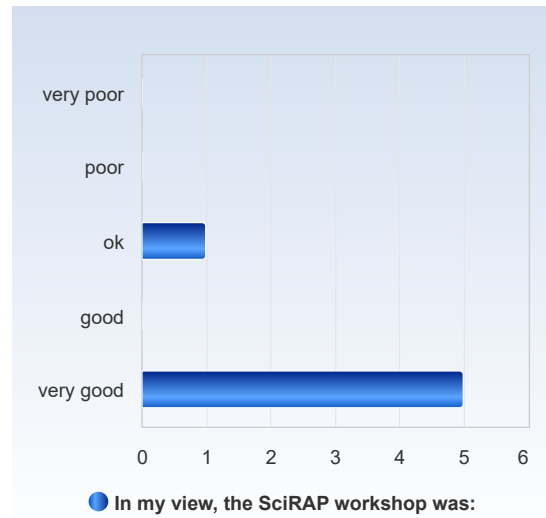


	Mean	Standard Deviation	Coefficient of Variation	Min	Lower Quartile	Median	Upper Quartile	Max
In my view, the ToxCast workshop was:	4.3	0.8	18.8 %	3.0	4.0	4.5	5.0	5.0



In my view, the SciRAP workshop was:

In my view, the SciRAP workshop was:	Number of responses
very poor	0 (0.0%)
poor	0 (0.0%)
ok	1 (16.7%)
good	0 (0.0%)
very good	5 (83.3%)
Total	6 (100.0%)



	Mean	Standard Deviation	Coefficient of Variation	Min	Lower Quartile	Median	Upper Quartile	Max
In my view, the SciRAP workshop was:	4.7	0.8	17.5 %	3.0	5.0	5.0	5.0	5.0

In my view, the Career workshop was:

In my view, the Career workshop was:	Number of responses
very poor	0 (0.0%)
poor	0 (0.0%)
ok	1 (16.7%)
good	2 (33.3%)
very good	3 (50.0%)
Total	6 (100.0%)

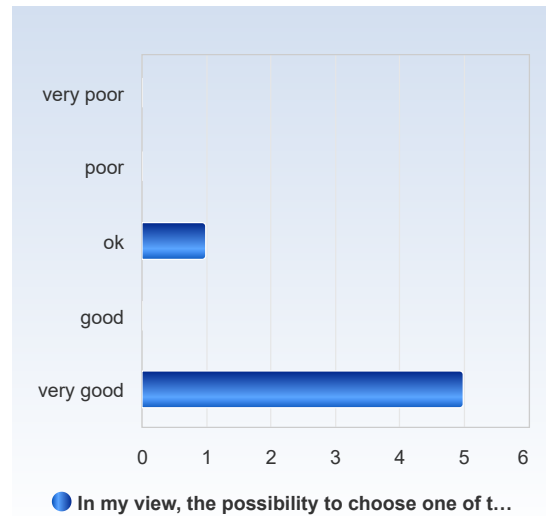


	Mean	Standard Deviation	Coefficient of Variation	Min	Lower Quartile	Median	Upper Quartile	Max
In my view, the Career workshop was:	4.3	0.8	18.8 %	3.0	4.0	4.5	5.0	5.0



In my view, the possibility to choose one of the elective tracks was:

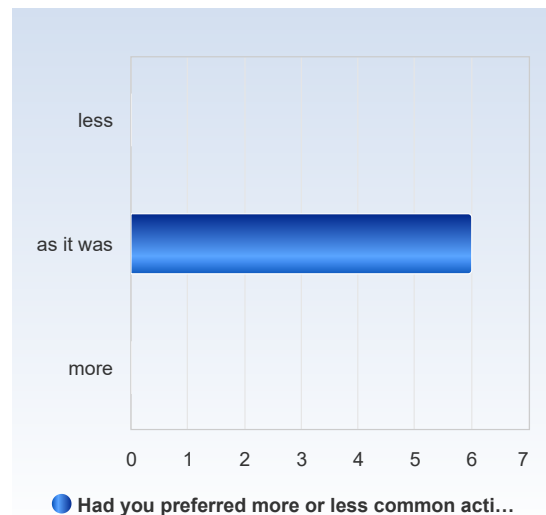
In my view, the possibility to choose one of the elective tracks was:	Number of responses
very poor	0 (0.0%)
poor	0 (0.0%)
ok	1 (16.7%)
good	0 (0.0%)
very good	5 (83.3%)
Total	6 (100.0%)



	Mean	Standard Deviation	Coefficient of Variation	Min	Lower Quartile	Median	Upper Quartile	Max
In my view, the possibility to choose one of the elective tracks was:	4.7	0.8	17.5 %	3.0	5.0	5.0	5.0	5.0

Had you preferred more or less common activities for both tracks?

Had you preferred more or less common activities for both tracks?	Number of responses
less	0 (0.0%)
as it was	6 (100.0%)
more	0 (0.0%)
Total	6 (100.0%)



	Mean	Standard Deviation	Coefficient of Variation	Min	Lower Quartile	Median	Upper Quartile	Max
Had you preferred more or less common activities for both tracks?	2.0	0.0	0.0 %	2.0	2.0	2.0	2.0	2.0