

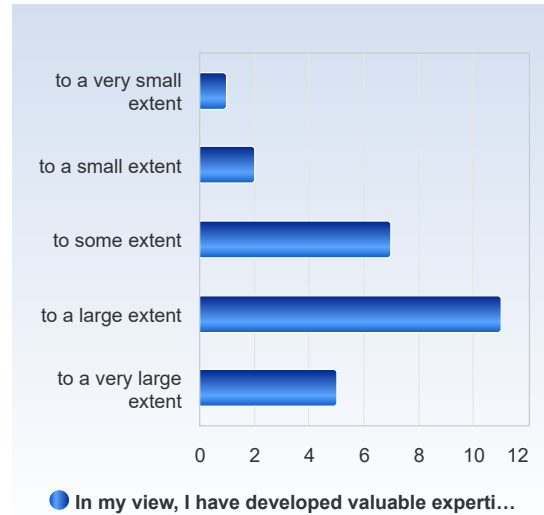


Applied biostatistics, fall 2024

Respondents: 58
Answer Count: 26
Answer Frequency: 44.83%

In my view, I have developed valuable expertise/skills during the course.

| In my view, I have developed valuable expertise/skills during the course. | Number of responses |
|---------------------------------------------------------------------------|---------------------|
| to a very small extent | 1 (3.8%) |
| to a small extent | 2 (7.7%) |
| to some extent | 7 (26.9%) |
| to a large extent | 11 (42.3%) |
| to a very large extent | 5 (19.2%) |
| Total | 26 (100.0%) |

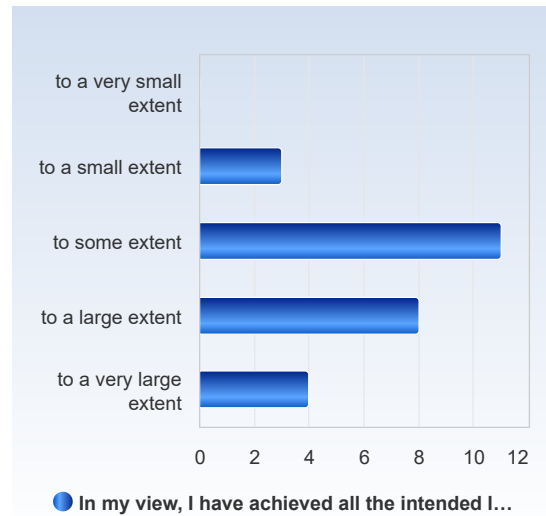


| | Mean | Standard Deviation | Coefficient of Variation | Min | Lower Quartile | Median | Upper Quartile | Max |
|----------------------------------------------------------------------------|------|--------------------|--------------------------|-----|----------------|--------|----------------|-----|
| In my view, I have developed valuable expertise /skills during the course. | 3.7 | 1.0 | 27.8 % | 1.0 | 3.0 | 4.0 | 4.0 | 5.0 |



In my view, I have achieved all the intended learning outcomes of the course.

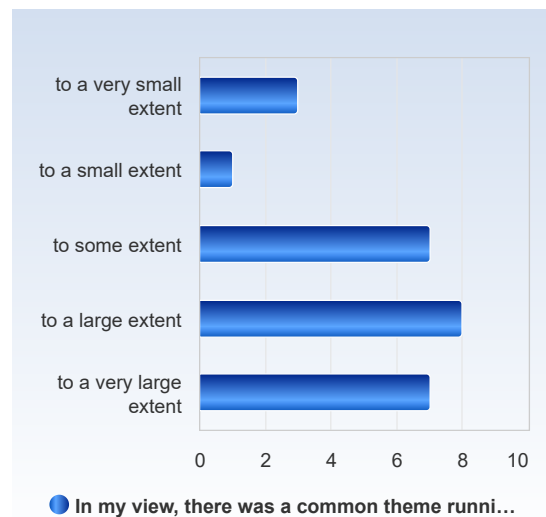
| In my view, I have achieved all the intended learning outcomes of the course. | Number of responses |
|-------------------------------------------------------------------------------|---------------------|
| to a very small extent | 0 (0.0%) |
| to a small extent | 3 (11.5%) |
| to some extent | 11 (42.3%) |
| to a large extent | 8 (30.8%) |
| to a very large extent | 4 (15.4%) |
| Total | 26 (100.0%) |



| | Mean | Standard Deviation | Coefficient of Variation | Min | Lower Quartile | Median | Upper Quartile | Max |
|-------------------------------------------------------------------------------|------|--------------------|--------------------------|-----|----------------|--------|----------------|-----|
| In my view, I have achieved all the intended learning outcomes of the course. | 3.5 | 0.9 | 25.9 % | 2.0 | 3.0 | 3.0 | 4.0 | 5.0 |

In my view, there was a common theme running throughout the course – from learning outcomes to examinations.

| In my view, there was a common theme running throughout the course – from learning outcomes to examinations. | Number of responses |
|--------------------------------------------------------------------------------------------------------------|---------------------|
| to a very small extent | 3 (11.5%) |
| to a small extent | 1 (3.8%) |
| to some extent | 7 (26.9%) |
| to a large extent | 8 (30.8%) |
| to a very large extent | 7 (26.9%) |
| Total | 26 (100.0%) |

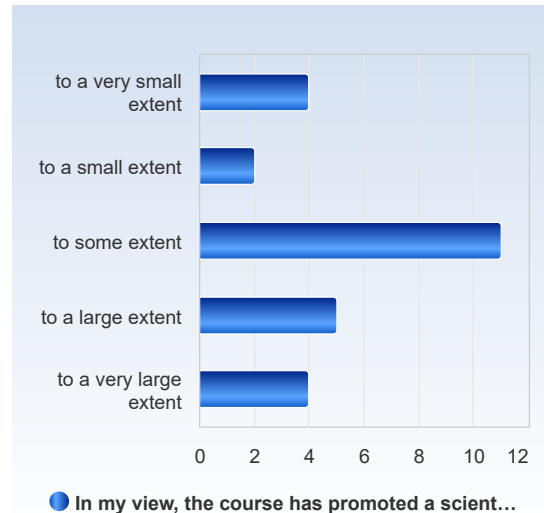


| | Mean | Standard Deviation | Coefficient of Variation | Min | Lower Quartile | Median | Upper Quartile | Max |
|--------------------------------------------------------------------------------------------------------------|------|--------------------|--------------------------|-----|----------------|--------|----------------|-----|
| In my view, there was a common theme running throughout the course – from learning outcomes to examinations. | 3.6 | 1.3 | 35.5 % | 1.0 | 3.0 | 4.0 | 4.5 | 5.0 |



In my view, the course has promoted a scientific way of thinking and reasoning (e.g. analytical and critical thinking, independent search for and evaluation of information).

| In my view, the course has promoted a scientific way of thinking and reasoning (e.g. analytical and critical thinking, independent search for and evaluation of information). | Number of responses |
|-------------------------------------------------------------------------------------------------------------------------------------------------------------------------------|---------------------|
| to a very small extent | 4 (15.4%) |
| to a small extent | 2 (7.7%) |
| to some extent | 11 (42.3%) |
| to a large extent | 5 (19.2%) |
| to a very large extent | 4 (15.4%) |
| Total | 26 (100.0%) |

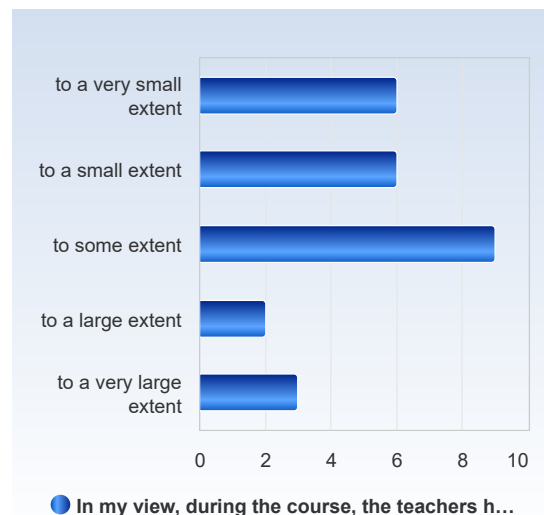


● In my view, the course has promoted a scient...

| | Mean | Standard Deviation | Coefficient of Variation | Min | Lower Quartile | Median | Upper Quartile | Max |
|-------------------------------------------------------------------------------------------------------------------------------------------------------------------------------|------|--------------------|--------------------------|-----|----------------|--------|----------------|-----|
| In my view, the course has promoted a scientific way of thinking and reasoning (e.g. analytical and critical thinking, independent search for and evaluation of information). | 3.1 | 1.2 | 39.9 % | 1.0 | 3.0 | 3.0 | 4.0 | 5.0 |

In my view, during the course, the teachers have been open to ideas and opinions about the course's structure and content.

| In my view, during the course, the teachers have been open to ideas and opinions about the course's structure and content. | Number of responses |
|----------------------------------------------------------------------------------------------------------------------------|---------------------|
| to a very small extent | 6 (23.1%) |
| to a small extent | 6 (23.1%) |
| to some extent | 9 (34.6%) |
| to a large extent | 2 (7.7%) |
| to a very large extent | 3 (11.5%) |
| Total | 26 (100.0%) |



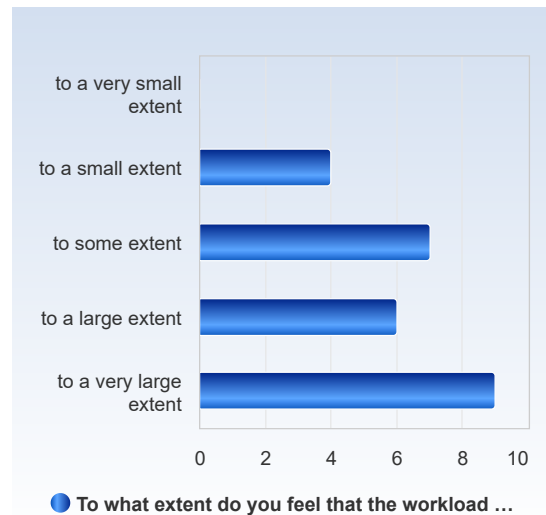
● In my view, during the course, the teachers h...



| | Mean | Standard Deviation | Coefficient of Variation | Min | Lower Quartile | Median | Upper Quartile | Max |
|----------------------------------------------------------------------------------------------------------------------------|------|--------------------|--------------------------|-----|----------------|--------|----------------|-----|
| In my view, during the course, the teachers have been open to ideas and opinions about the course's structure and content. | 2.6 | 1.3 | 48.5 % | 1.0 | 2.0 | 3.0 | 3.0 | 5.0 |

To what extent do you feel that the workload during the course was reasonable in relation to the extent of the course/number of credits awarded?

| To what extent do you feel that the workload during the course was reasonable in relation to the extent of the course/number of credits awarded? | Number of responses |
|--------------------------------------------------------------------------------------------------------------------------------------------------|---------------------|
| to a very small extent | 0 (0.0%) |
| to a small extent | 4 (15.4%) |
| to some extent | 7 (26.9%) |
| to a large extent | 6 (23.1%) |
| to a very large extent | 9 (34.6%) |
| Total | 26 (100.0%) |

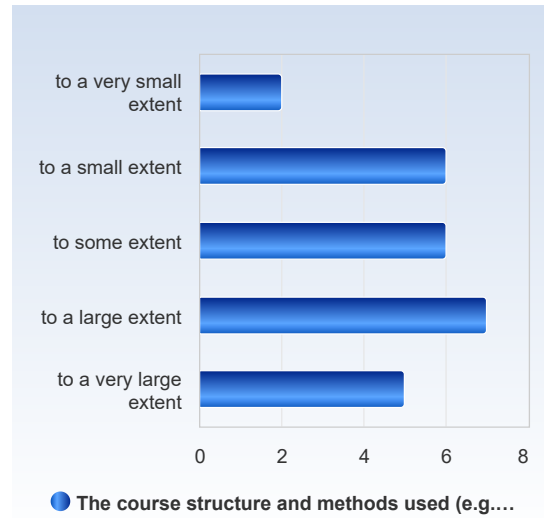


| | Mean | Standard Deviation | Coefficient of Variation | Min | Lower Quartile | Median | Upper Quartile | Max |
|--------------------------------------------------------------------------------------------------------------------------------------------------|------|--------------------|--------------------------|-----|----------------|--------|----------------|-----|
| To what extent do you feel that the workload during the course was reasonable in relation to the extent of the course/number of credits awarded? | 3.8 | 1.1 | 29.4 % | 2.0 | 3.0 | 4.0 | 5.0 | 5.0 |



The course structure and methods used (e.g. lectures, exercises, seminars, assignments etc.) were relevant in relation to the learning outcomes.

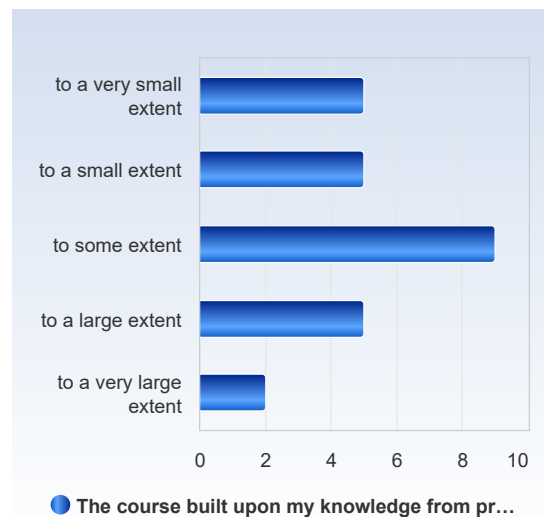
| The course structure and methods used (e.g. lectures, exercises, seminars, assignments etc.) were relevant in relation to the learning outcomes. | Number of responses |
|--------------------------------------------------------------------------------------------------------------------------------------------------|---------------------|
| to a very small extent | 2 (7.7%) |
| to a small extent | 6 (23.1%) |
| to some extent | 6 (23.1%) |
| to a large extent | 7 (26.9%) |
| to a very large extent | 5 (19.2%) |
| Total | 26 (100.0%) |



| | Mean | Standard Deviation | Coefficient of Variation | Min | Lower Quartile | Median | Upper Quartile | Max |
|--------------------------------------------------------------------------------------------------------------------------------------------------|------|--------------------|--------------------------|-----|----------------|--------|----------------|-----|
| The course structure and methods used (e.g. lectures, exercises, seminars, assignments etc.) were relevant in relation to the learning outcomes. | 3.3 | 1.3 | 38.3 % | 1.0 | 2.0 | 3.0 | 4.0 | 5.0 |

The course built upon my knowledge from previous courses in the programme.

| The course built upon my knowledge from previous courses in the programme. | Number of responses |
|----------------------------------------------------------------------------|---------------------|
| to a very small extent | 5 (19.2%) |
| to a small extent | 5 (19.2%) |
| to some extent | 9 (34.6%) |
| to a large extent | 5 (19.2%) |
| to a very large extent | 2 (7.7%) |
| Total | 26 (100.0%) |

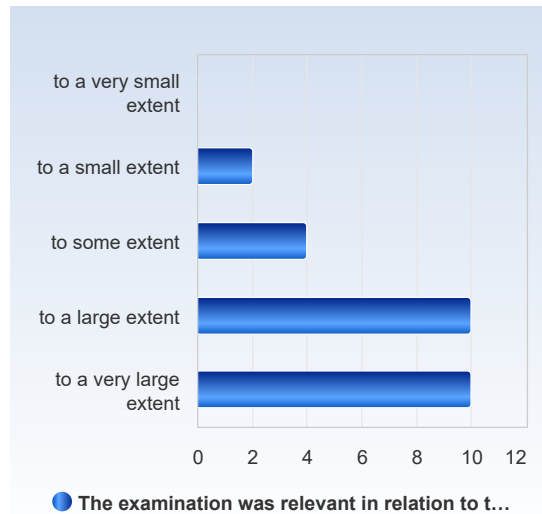


| | Mean | Standard Deviation | Coefficient of Variation | Min | Lower Quartile | Median | Upper Quartile | Max |
|----------------------------------------------------------------------------|------|--------------------|--------------------------|-----|----------------|--------|----------------|-----|
| The course built upon my knowledge from previous courses in the programme. | 2.8 | 1.2 | 43.7 % | 1.0 | 2.0 | 3.0 | 3.5 | 5.0 |



The examination was relevant in relation to the learning outcomes.

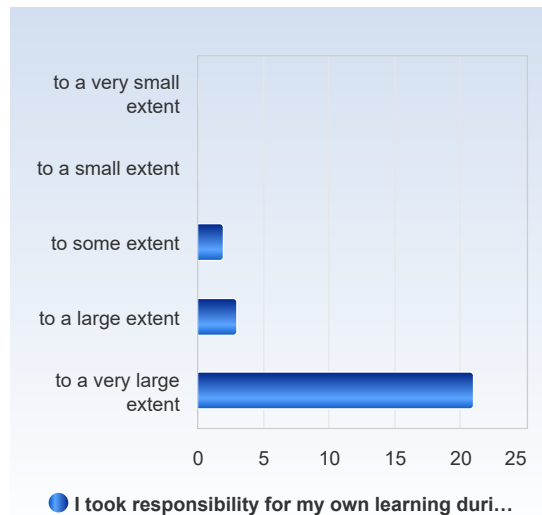
| The examination was relevant in relation to the learning outcomes. | Number of responses |
|--------------------------------------------------------------------|---------------------|
| to a very small extent | 0 (0.0%) |
| to a small extent | 2 (7.7%) |
| to some extent | 4 (15.4%) |
| to a large extent | 10 (38.5%) |
| to a very large extent | 10 (38.5%) |
| Total | 26 (100.0%) |



| | Mean | Standard Deviation | Coefficient of Variation | Min | Lower Quartile | Median | Upper Quartile | Max |
|--------------------------------------------------------------------|------|--------------------|--------------------------|-----|----------------|--------|----------------|-----|
| The examination was relevant in relation to the learning outcomes. | 4.1 | 0.9 | 22.9 % | 2.0 | 4.0 | 4.0 | 5.0 | 5.0 |

I took responsibility for my own learning during this course.

| I took responsibility for my own learning during this course. | Number of responses |
|---------------------------------------------------------------|---------------------|
| to a very small extent | 0 (0.0%) |
| to a small extent | 0 (0.0%) |
| to some extent | 2 (7.7%) |
| to a large extent | 3 (11.5%) |
| to a very large extent | 21 (80.8%) |
| Total | 26 (100.0%) |

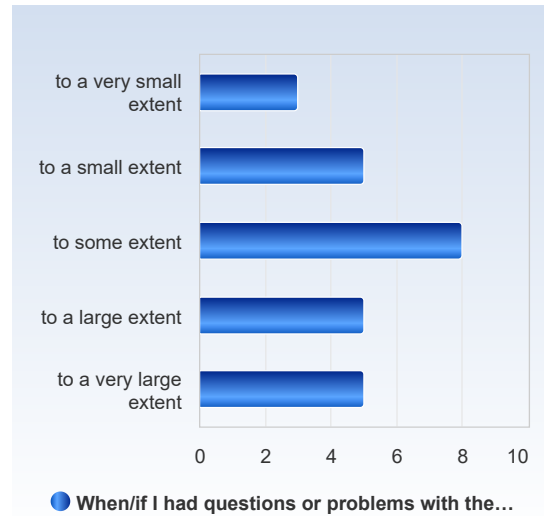


| | Mean | Standard Deviation | Coefficient of Variation | Min | Lower Quartile | Median | Upper Quartile | Max |
|---------------------------------------------------------------|------|--------------------|--------------------------|-----|----------------|--------|----------------|-----|
| I took responsibility for my own learning during this course. | 4.7 | 0.6 | 12.8 % | 3.0 | 5.0 | 5.0 | 5.0 | 5.0 |



When/if I had questions or problems with the course content, I felt that I could turn to my teacher /supervisor for guidance.

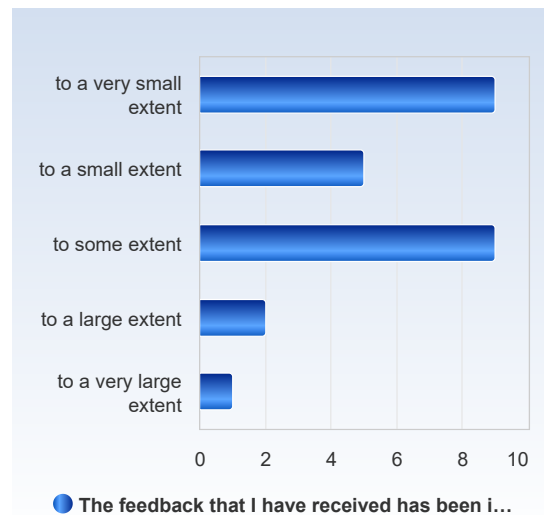
| When/if I had questions or problems with the course content, I felt that I could turn to my teacher/supervisor for guidance. | Number of responses |
|------------------------------------------------------------------------------------------------------------------------------|---------------------|
| to a very small extent | 3 (11.5%) |
| to a small extent | 5 (19.2%) |
| to some extent | 8 (30.8%) |
| to a large extent | 5 (19.2%) |
| to a very large extent | 5 (19.2%) |
| Total | 26 (100.0%) |



| | Mean | Standard Deviation | Coefficient of Variation | Min | Lower Quartile | Median | Upper Quartile | Max |
|-------------------------------------------------------------------------------------------------------------------------------|------|--------------------|--------------------------|-----|----------------|--------|----------------|-----|
| When/if I had questions or problems with the course content, I felt that I could turn to my teacher /supervisor for guidance. | 3.2 | 1.3 | 40.8 % | 1.0 | 2.0 | 3.0 | 4.0 | 5.0 |

The feedback that I have received has been important for my development and learning.

| The feedback that I have received has been important for my development and learning. | Number of responses |
|---------------------------------------------------------------------------------------|---------------------|
| to a very small extent | 9 (34.6%) |
| to a small extent | 5 (19.2%) |
| to some extent | 9 (34.6%) |
| to a large extent | 2 (7.7%) |
| to a very large extent | 1 (3.8%) |
| Total | 26 (100.0%) |

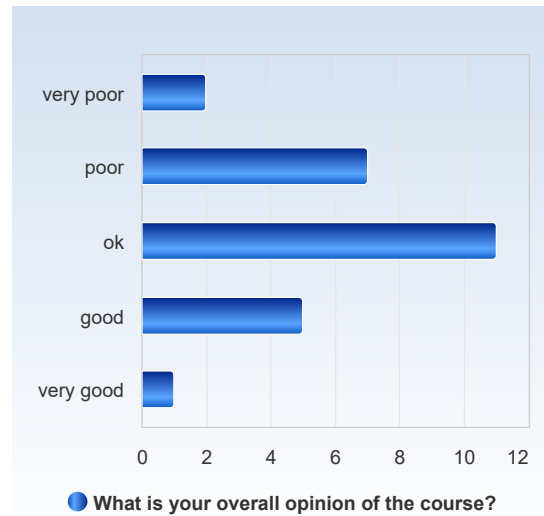


| | Mean | Standard Deviation | Coefficient of Variation | Min | Lower Quartile | Median | Upper Quartile | Max |
|---------------------------------------------------------------------------------------|------|--------------------|--------------------------|-----|----------------|--------|----------------|-----|
| The feedback that I have received has been important for my development and learning. | 2.3 | 1.2 | 50.7 % | 1.0 | 1.0 | 2.0 | 3.0 | 5.0 |



What is your overall opinion of the course?

| What is your overall opinion of the course? | Number of responses |
|---------------------------------------------|---------------------|
| very poor | 2 (7.7%) |
| poor | 7 (26.9%) |
| ok | 11 (42.3%) |
| good | 5 (19.2%) |
| very good | 1 (3.8%) |
| Total | 26 (100.0%) |



| | Mean | Standard Deviation | Coefficient of Variation | Min | Lower Quartile | Median | Upper Quartile | Max |
|---------------------------------------------|------|--------------------|--------------------------|-----|----------------|--------|----------------|-----|
| What is your overall opinion of the course? | 2.8 | 1.0 | 34.0 % | 1.0 | 2.0 | 3.0 | 3.0 | 5.0 |