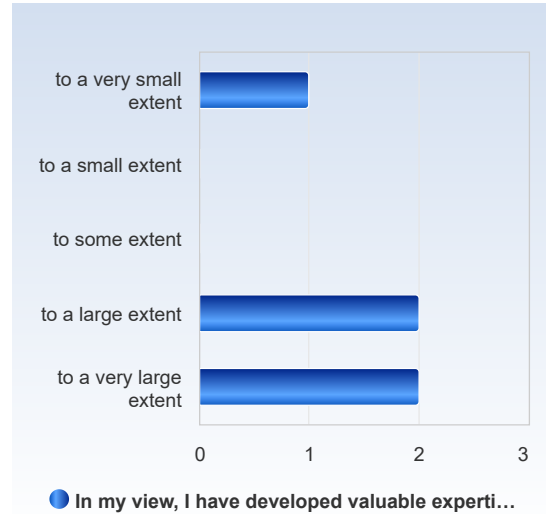


## Introduction to Brain Imaging in Neuroscience: With a Focus on MRI, PET, EEG and MEG Methods 2QA313/2XX082 HT2024

Respondents: 28  
 Answer Count: 5  
 Answer Frequency: 17.86%

### In my view, I have developed valuable expertise/skills during the course.

In my view, I have developed valuable expertise/skills during the course.	Number of responses
to a very small extent	1 (20.0%)
to a small extent	0 (0.0%)
to some extent	0 (0.0%)
to a large extent	2 (40.0%)
to a very large extent	2 (40.0%)
<b>Total</b>	<b>5 (100.0%)</b>



	Mean	Standard Deviation	Coefficient of Variation	Min	Lower Quartile	Median	Upper Quartile	Max
In my view, I have developed valuable expertise /skills during the course.	3.8	1.6	43.2 %	1.0	4.0	4.0	5.0	5.0

**In my view, I have achieved all the intended learning outcomes of the course.**

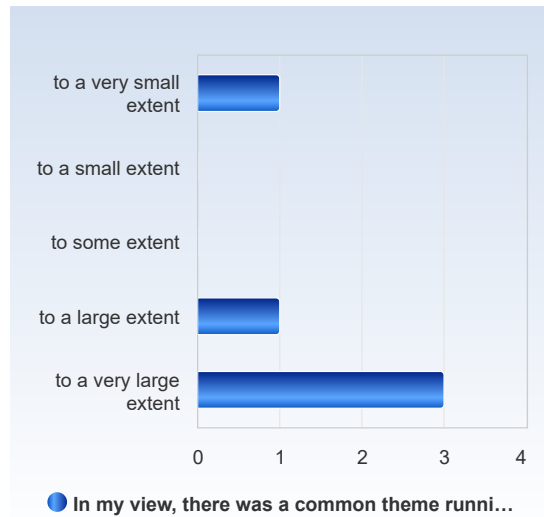
In my view, I have achieved all the intended learning outcomes of the course.	Number of responses
to a very small extent	1 (20.0%)
to a small extent	0 (0.0%)
to some extent	0 (0.0%)
to a large extent	1 (20.0%)
to a very large extent	3 (60.0%)
Total	5 (100.0%)



	Mean	Standard Deviation	Coefficient of Variation	Min	Lower Quartile	Median	Upper Quartile	Max
In my view, I have achieved all the intended learning outcomes of the course.	4.0	1.7	43.3 %	1.0	4.0	5.0	5.0	5.0

**In my view, there was a common theme running throughout the course – from learning outcomes to examinations.**

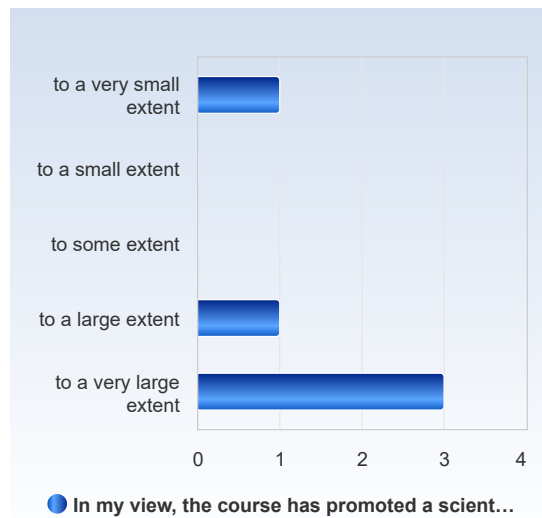
In my view, there was a common theme running throughout the course – from learning outcomes to examinations.	Number of responses
to a very small extent	1 (20.0%)
to a small extent	0 (0.0%)
to some extent	0 (0.0%)
to a large extent	1 (20.0%)
to a very large extent	3 (60.0%)
Total	5 (100.0%)



	Mean	Standard Deviation	Coefficient of Variation	Min	Lower Quartile	Median	Upper Quartile	Max
In my view, there was a common theme running throughout the course – from learning outcomes to examinations.	4.0	1.7	43.3 %	1.0	4.0	5.0	5.0	5.0

**In my view, the course has promoted a scientific way of thinking and reasoning (e.g. analytical and critical thinking, independent search for and evaluation of information).**

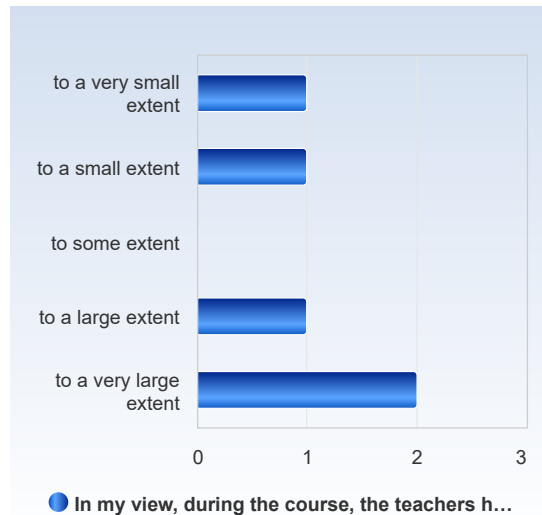
In my view, the course has promoted a scientific way of thinking and reasoning (e.g. analytical and critical thinking, independent search for and evaluation of information).	Number of responses
to a very small extent	1 (20.0%)
to a small extent	0 (0.0%)
to some extent	0 (0.0%)
to a large extent	1 (20.0%)
to a very large extent	3 (60.0%)
Total	5 (100.0%)



	Mean	Standard Deviation	Coefficient of Variation	Min	Lower Quartile	Median	Upper Quartile	Max
In my view, the course has promoted a scientific way of thinking and reasoning (e.g. analytical and critical thinking, independent search for and evaluation of information).	4.0	1.7	43.3 %	1.0	4.0	5.0	5.0	5.0

**In my view, during the course, the teachers have been open to ideas and opinions about the course's structure and content.**

In my view, during the course, the teachers have been open to ideas and opinions about the course's structure and content.	Number of responses
to a very small extent	1 (20.0%)
to a small extent	1 (20.0%)
to some extent	0 (0.0%)
to a large extent	1 (20.0%)
to a very large extent	2 (40.0%)
Total	5 (100.0%)



	Mean	Standard Deviation	Coefficient of Variation	Min	Lower Quartile	Median	Upper Quartile	Max
In my view, during the course, the teachers have been open to ideas and opinions about the course's structure and content.	3.4	1.8	53.4 %	1.0	2.0	4.0	5.0	5.0