

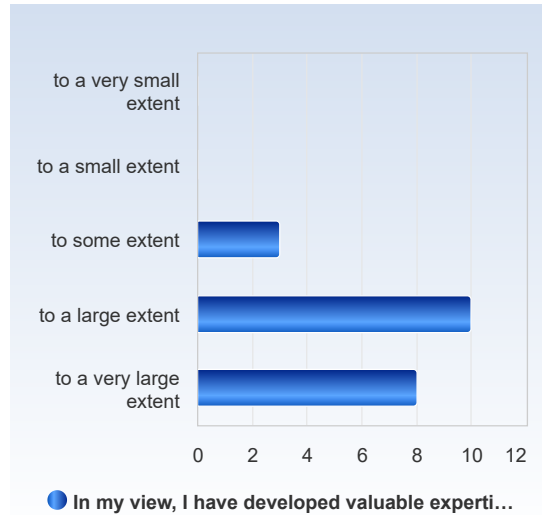


Global Health and Disasters Spring 2025

Respondents: 48
Answer Count: 21
Answer Frequency: 43,75 %

In my view, I have developed valuable expertise/skills during the course.

| In my view, I have developed valuable expertise/skills during the course. | Number of responses |
|---|---------------------|
| to a very small extent | 0 (0,0%) |
| to a small extent | 0 (0,0%) |
| to some extent | 3 (14,3%) |
| to a large extent | 10 (47,6%) |
| to a very large extent | 8 (38,1%) |
| Total | 21 (100,0%) |

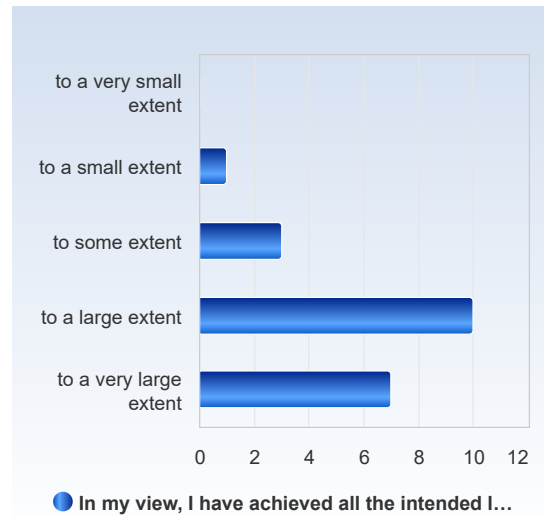


| | Mean | Standard Deviation | Coefficient of Variation | Min | Lower Quartile | Median | Upper Quartile | Max |
|--|------|--------------------|--------------------------|-----|----------------|--------|----------------|-----|
| In my view, I have developed valuable expertise /skills during the course. | 4,2 | 0,7 | 16,5 % | 3,0 | 4,0 | 4,0 | 5,0 | 5,0 |



In my view, I have achieved all the intended learning outcomes of the course.

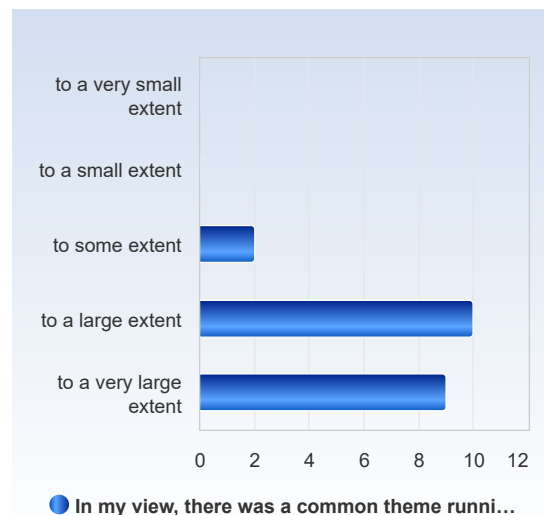
| In my view, I have achieved all the intended learning outcomes of the course. | Number of responses |
|---|---------------------|
| to a very small extent | 0 (0,0%) |
| to a small extent | 1 (4,8%) |
| to some extent | 3 (14,3%) |
| to a large extent | 10 (47,6%) |
| to a very large extent | 7 (33,3%) |
| Total | 21 (100,0%) |



| | Mean | Standard Deviation | Coefficient of Variation | Min | Lower Quartile | Median | Upper Quartile | Max |
|---|------|--------------------|--------------------------|-----|----------------|--------|----------------|-----|
| In my view, I have achieved all the intended learning outcomes of the course. | 4,1 | 0,8 | 20,3 % | 2,0 | 4,0 | 4,0 | 5,0 | 5,0 |

In my view, there was a common theme running throughout the course – from learning outcomes to examinations.

| In my view, there was a common theme running throughout the course – from learning outcomes to examinations. | Number of responses |
|--|---------------------|
| to a very small extent | 0 (0,0%) |
| to a small extent | 0 (0,0%) |
| to some extent | 2 (9,5%) |
| to a large extent | 10 (47,6%) |
| to a very large extent | 9 (42,9%) |
| Total | 21 (100,0%) |

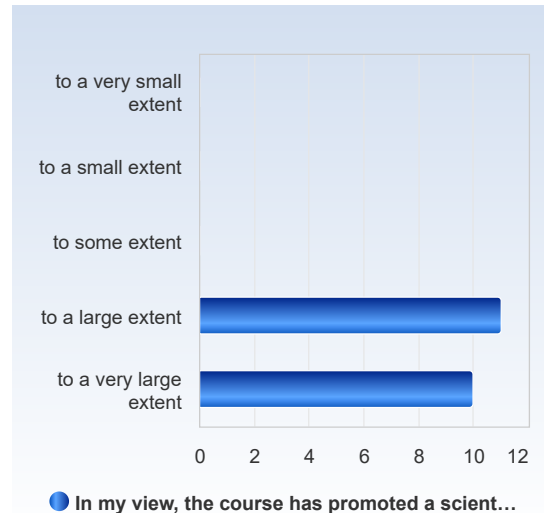


| | Mean | Standard Deviation | Coefficient of Variation | Min | Lower Quartile | Median | Upper Quartile | Max |
|--|------|--------------------|--------------------------|-----|----------------|--------|----------------|-----|
| In my view, there was a common theme running throughout the course – from learning outcomes to examinations. | 4,3 | 0,7 | 15,2 % | 3,0 | 4,0 | 4,0 | 5,0 | 5,0 |



In my view, the course has promoted a scientific way of thinking and reasoning (e.g. analytical and critical thinking, independent search for and evaluation of information).

| In my view, the course has promoted a scientific way of thinking and reasoning (e.g. analytical and critical thinking, independent search for and evaluation of information). | Number of responses |
|---|---------------------|
| to a very small extent | 0 (0,0%) |
| to a small extent | 0 (0,0%) |
| to some extent | 0 (0,0%) |
| to a large extent | 11 (52,4%) |
| to a very large extent | 10 (47,6%) |
| Total | 21 (100,0%) |

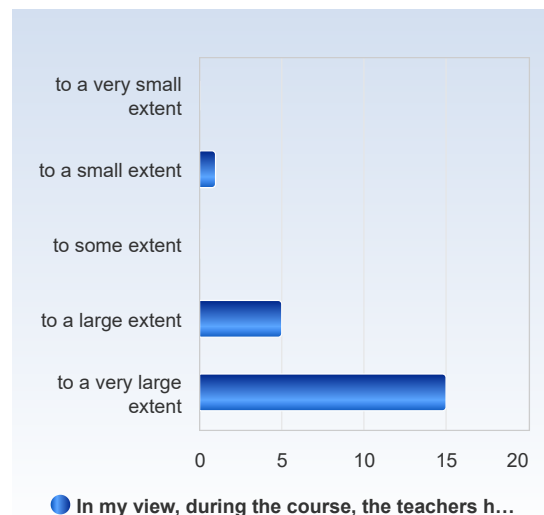


● In my view, the course has promoted a scient...

| | Mean | Standard Deviation | Coefficient of Variation | Min | Lower Quartile | Median | Upper Quartile | Max |
|---|------|--------------------|--------------------------|-----|----------------|--------|----------------|-----|
| In my view, the course has promoted a scientific way of thinking and reasoning (e.g. analytical and critical thinking, independent search for and evaluation of information). | 4,5 | 0,5 | 11,4 % | 4,0 | 4,0 | 4,0 | 5,0 | 5,0 |

In my view, during the course, the teachers have been open to ideas and opinions about the course's structure and content.

| In my view, during the course, the teachers have been open to ideas and opinions about the course's structure and content. | Number of responses |
|--|---------------------|
| to a very small extent | 0 (0,0%) |
| to a small extent | 1 (4,8%) |
| to some extent | 0 (0,0%) |
| to a large extent | 5 (23,8%) |
| to a very large extent | 15 (71,4%) |
| Total | 21 (100,0%) |



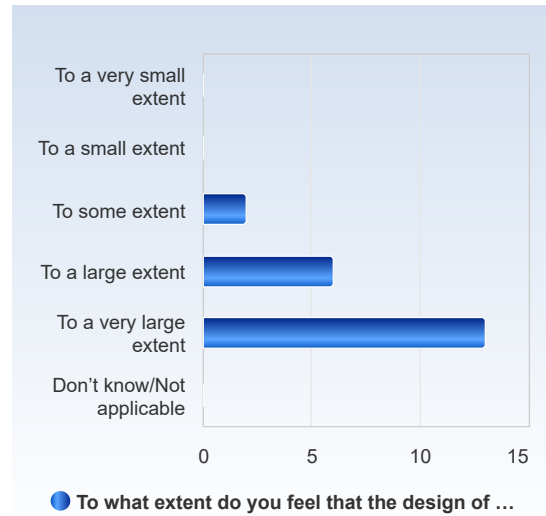
● In my view, during the course, the teachers h...



| | Mean | Standard Deviation | Coefficient of Variation | Min | Lower Quartile | Median | Upper Quartile | Max |
|--|------|--------------------|--------------------------|-----|----------------|--------|----------------|-----|
| In my view, during the course, the teachers have been open to ideas and opinions about the course's structure and content. | 4,6 | 0,7 | 16,0 % | 2,0 | 4,0 | 5,0 | 5,0 | 5,0 |

To what extent do you feel that the design of the course was appropriate to the intended learning outcomes?

| To what extent do you feel that the design of the course was appropriate to the intended learning outcomes? | Number of responses |
|---|---------------------|
| To a very small extent | 0 (0,0%) |
| To a small extent | 0 (0,0%) |
| To some extent | 2 (9,5%) |
| To a large extent | 6 (28,6%) |
| To a very large extent | 13 (61,9%) |
| Don't know/Not applicable | 0 (0,0%) |
| Total | 21 (100,0%) |

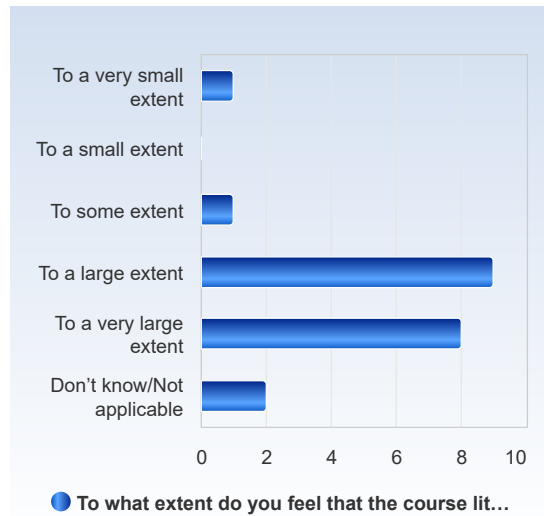


| | Mean | Standard Deviation | Coefficient of Variation | Min | Lower Quartile | Median | Upper Quartile | Max |
|---|------|--------------------|--------------------------|-----|----------------|--------|----------------|-----|
| To what extent do you feel that the design of the course was appropriate to the intended learning outcomes? | 4,5 | 0,7 | 15,0 % | 3,0 | 4,0 | 5,0 | 5,0 | 5,0 |



To what extent do you feel that the course literature supported your learning?

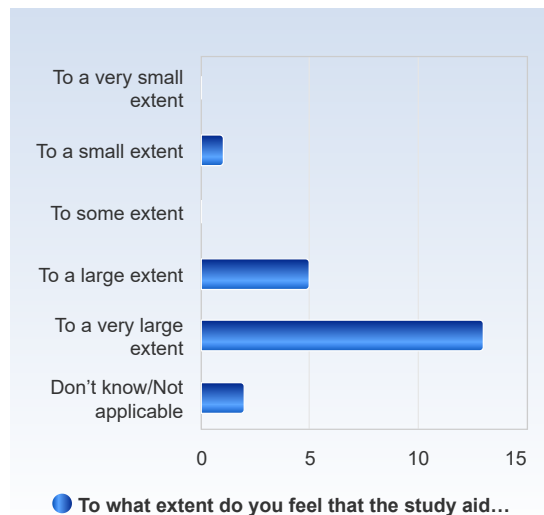
| To what extent do you feel that the course literature supported your learning? | Number of responses |
|--|---------------------|
| To a very small extent | 1 (4,8%) |
| To a small extent | 0 (0,0%) |
| To some extent | 1 (4,8%) |
| To a large extent | 9 (42,9%) |
| To a very large extent | 8 (38,1%) |
| <i>Don't know/Not applicable</i> | 2 (9,5%) |
| Total | 21 (100,0%) |



| | Mean | Standard Deviation | Coefficient of Variation | Min | Lower Quartile | Median | Upper Quartile | Max |
|--|------|--------------------|--------------------------|-----|----------------|--------|----------------|-----|
| To what extent do you feel that the course literature supported your learning? | 4,4 | 1,1 | 24,5 % | 1,0 | 4,0 | 4,0 | 5,0 | 6,0 |

To what extent do you feel that the study aids (computer programmes, internet, models, equipment and other material) helped you achieve the intended learning outcomes?

| To what extent do you feel that the study aids (computer programmes, internet, models, equipment and other material) helped you achieve the intended learning outcomes? | Number of responses |
|---|---------------------|
| To a very small extent | 0 (0,0%) |
| To a small extent | 1 (4,8%) |
| To some extent | 0 (0,0%) |
| To a large extent | 5 (23,8%) |
| To a very large extent | 13 (61,9%) |
| <i>Don't know/Not applicable</i> | 2 (9,5%) |
| Total | 21 (100,0%) |

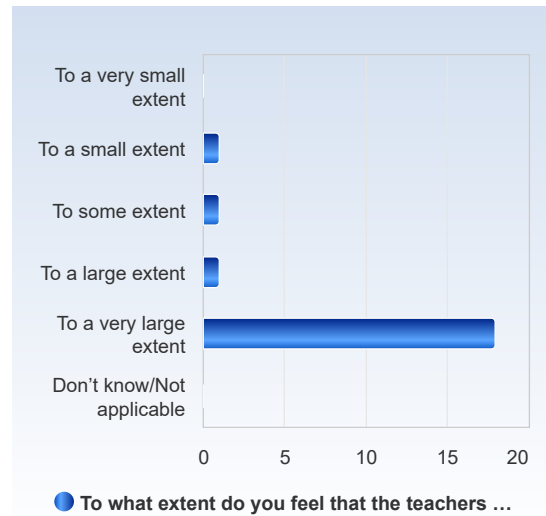


| | Mean | Standard Deviation | Coefficient of Variation | Min | Lower Quartile | Median | Upper Quartile | Max |
|---|------|--------------------|--------------------------|-----|----------------|--------|----------------|-----|
| To what extent do you feel that the study aids (computer programmes, internet, models, equipment and other material) helped you achieve the intended learning outcomes? | 4,7 | 0,8 | 17,9 % | 2,0 | 4,0 | 5,0 | 5,0 | 6,0 |



To what extent do you feel that the teachers were able to support your learning during the course?

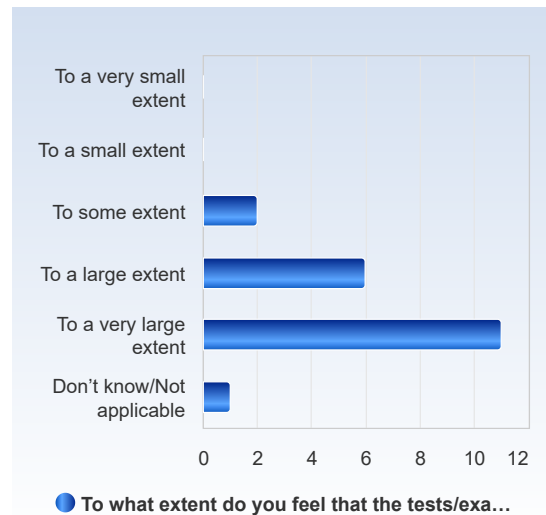
| To what extent do you feel that the teachers were able to support your learning during the course? | Number of responses |
|--|---------------------|
| To a very small extent | 0 (0,0%) |
| To a small extent | 1 (4,8%) |
| To some extent | 1 (4,8%) |
| To a large extent | 1 (4,8%) |
| To a very large extent | 18 (85,7%) |
| <i>Don't know/Not applicable</i> | 0 (0,0%) |
| Total | 21 (100,0%) |



| | Mean | Standard Deviation | Coefficient of Variation | Min | Lower Quartile | Median | Upper Quartile | Max |
|--|------|--------------------|--------------------------|-----|----------------|--------|----------------|-----|
| To what extent do you feel that the teachers were able to support your learning during the course? | 4,7 | 0,8 | 16,6 % | 2,0 | 5,0 | 5,0 | 5,0 | 5,0 |

To what extent do you feel that the tests/exams were appropriately designed with respect to the intended learning outcomes?

| To what extent do you feel that the tests/exams were appropriately designed with respect to the intended learning outcomes? | Number of responses |
|---|---------------------|
| To a very small extent | 0 (0,0%) |
| To a small extent | 0 (0,0%) |
| To some extent | 2 (10,0%) |
| To a large extent | 6 (30,0%) |
| To a very large extent | 11 (55,0%) |
| <i>Don't know/Not applicable</i> | 1 (5,0%) |
| Total | 20 (100,0%) |



| | Mean | Standard Deviation | Coefficient of Variation | Min | Lower Quartile | Median | Upper Quartile | Max |
|---|------|--------------------|--------------------------|-----|----------------|--------|----------------|-----|
| To what extent do you feel that the tests/exams were appropriately designed with respect to the intended learning outcomes? | 4,6 | 0,8 | 16,7 % | 3,0 | 4,0 | 5,0 | 5,0 | 6,0 |



To what extent do you feel that the workload during the course was reasonable in relation to the extent of the course/number of credits awarded?

| To what extent do you feel that the workload during the course was reasonable in relation to the extent of the course/number of credits awarded? | Number of responses |
|--|---------------------|
| To a very small extent | 0 (0,0%) |
| To a small extent | 2 (9,5%) |
| To some extent | 3 (14,3%) |
| To a large extent | 7 (33,3%) |
| To a very large extent | 9 (42,9%) |
| <i>Don't know/Not applicable</i> | 0 (0,0%) |
| Total | 21 (100,0%) |



| | Mean | Standard Deviation | Coefficient of Variation | Min | Lower Quartile | Median | Upper Quartile | Max |
|--|------|--------------------|--------------------------|-----|----------------|--------|----------------|-----|
| To what extent do you feel that the workload during the course was reasonable in relation to the extent of the course/number of credits awarded? | 4,1 | 1,0 | 24,3 % | 2,0 | 4,0 | 4,0 | 5,0 | 5,0 |

To what extent do you feel that you have acquired applicable and relevant theoretical knowledge?

| To what extent do you feel that you have acquired applicable and relevant theoretical knowledge? | Number of responses |
|--|---------------------|
| To a very small extent | 0 (0,0%) |
| To a small extent | 0 (0,0%) |
| To some extent | 3 (14,3%) |
| To a large extent | 7 (33,3%) |
| To a very large extent | 11 (52,4%) |
| <i>Don't know/Not applicable</i> | 0 (0,0%) |
| Total | 21 (100,0%) |

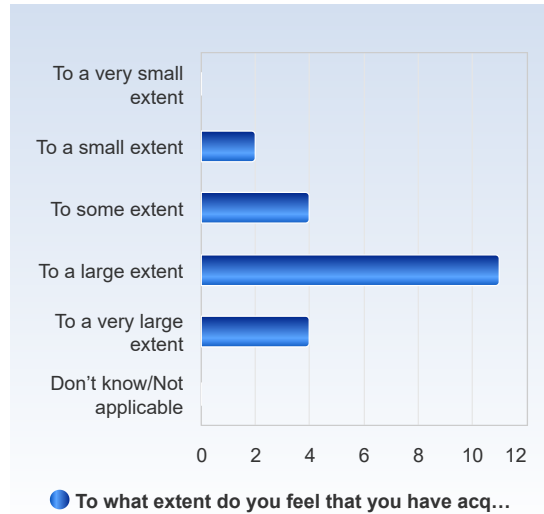


| | Mean | Standard Deviation | Coefficient of Variation | Min | Lower Quartile | Median | Upper Quartile | Max |
|--|------|--------------------|--------------------------|-----|----------------|--------|----------------|-----|
| To what extent do you feel that you have acquired applicable and relevant theoretical knowledge? | 4,4 | 0,7 | 16,9 % | 3,0 | 4,0 | 5,0 | 5,0 | 5,0 |



To what extent do you feel that you have acquired applicable and relevant practical skills?

| To what extent do you feel that you have acquired applicable and relevant practical skills? | Number of responses |
|---|---------------------|
| To a very small extent | 0 (0,0%) |
| To a small extent | 2 (9,5%) |
| To some extent | 4 (19,0%) |
| To a large extent | 11 (52,4%) |
| To a very large extent | 4 (19,0%) |
| <i>Don't know/Not applicable</i> | 0 (0,0%) |
| Total | 21 (100,0%) |



| | Mean | Standard Deviation | Coefficient of Variation | Min | Lower Quartile | Median | Upper Quartile | Max |
|---|------|--------------------|--------------------------|-----|----------------|--------|----------------|-----|
| To what extent do you feel that you have acquired applicable and relevant practical skills? | 3,8 | 0,9 | 22,9 % | 2,0 | 3,0 | 4,0 | 4,0 | 5,0 |