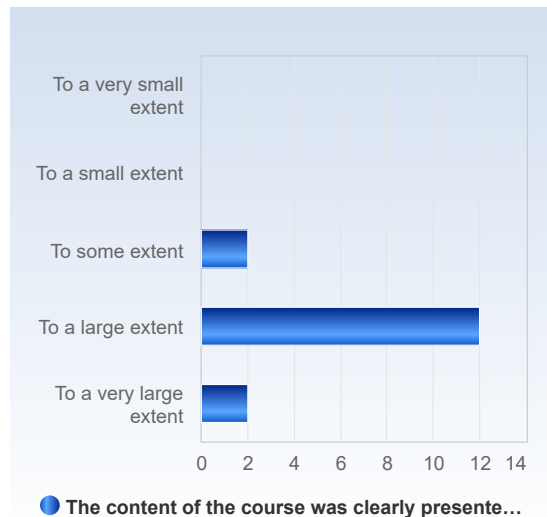


# 5294\_1 Health Science and Implementation: Conceptual Foundations HT23 - Full

Respondents: 17  
Answer Count: 16  
Answer Frequency: 94.12%

## 1. The content of the course was clearly presented in the syllabus.

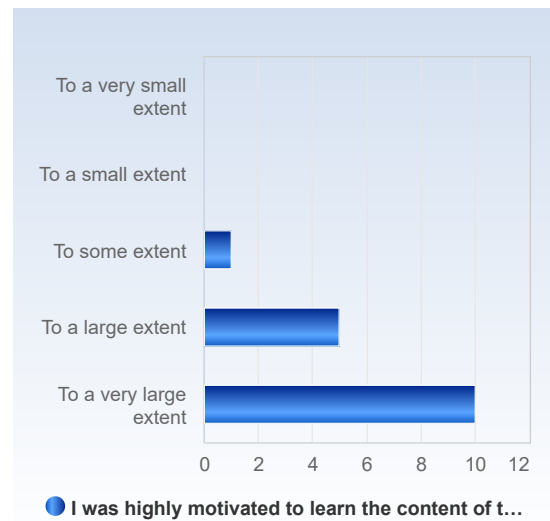
The content of the course was clearly presented in the syllabus.	Number of responses
To a very small extent	0 (0.0%)
To a small extent	0 (0.0%)
To some extent	2 (12.5%)
To a large extent	12 (75.0%)
To a very large extent	2 (12.5%)
Total	16 (100.0%)



	Mean	Standard Deviation	Coefficient of Variation	Min	Lower Quartile	Median	Upper Quartile	Max
The content of the course was clearly presented in the syllabus.	4.0	0.5	12.9 %	3.0	4.0	4.0	4.0	5.0

## 2. I was highly motivated to learn the content of the course.

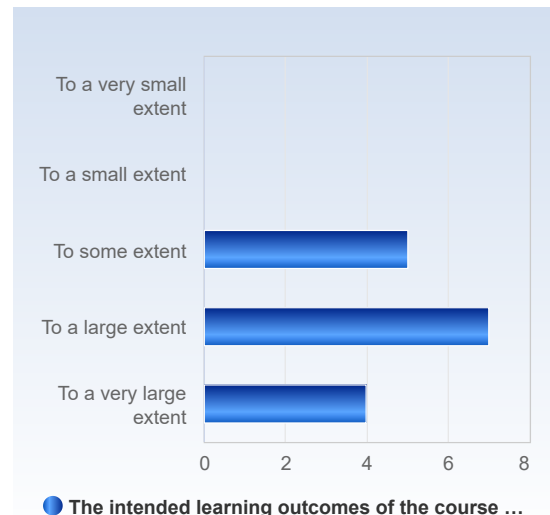
I was highly motivated to learn the content of the course.	Number of responses
To a very small extent	0 (0.0%)
To a small extent	0 (0.0%)
To some extent	1 (6.2%)
To a large extent	5 (31.2%)
To a very large extent	10 (62.5%)
Total	16 (100.0%)



	Mean	Standard Deviation	Coefficient of Variation	Min	Lower Quartile	Median	Upper Quartile	Max
I was highly motivated to learn the content of the course.	4.6	0.6	13.8 %	3.0	4.0	5.0	5.0	5.0

## 3. The intended learning outcomes of the course were clearly explained.

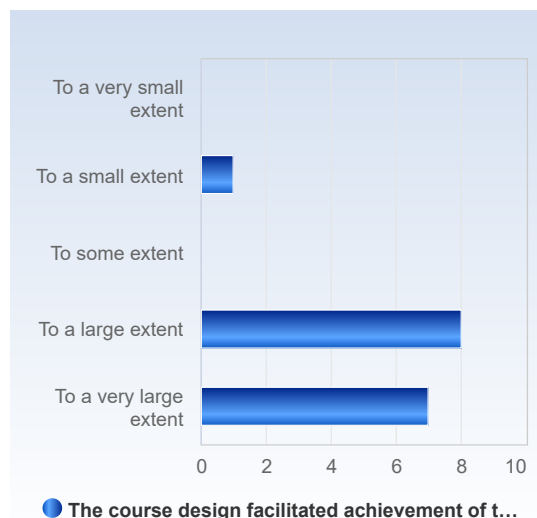
The intended learning outcomes of the course were clearly explained.	Number of responses
To a very small extent	0 (0.0%)
To a small extent	0 (0.0%)
To some extent	5 (31.2%)
To a large extent	7 (43.8%)
To a very large extent	4 (25.0%)
Total	16 (100.0%)



	Mean	Standard Deviation	Coefficient of Variation	Min	Lower Quartile	Median	Upper Quartile	Max
The intended learning outcomes of the course were clearly explained.	3.9	0.8	19.6 %	3.0	3.0	4.0	4.5	5.0

## 4. The course design facilitated achievement of the intended learning outcomes.

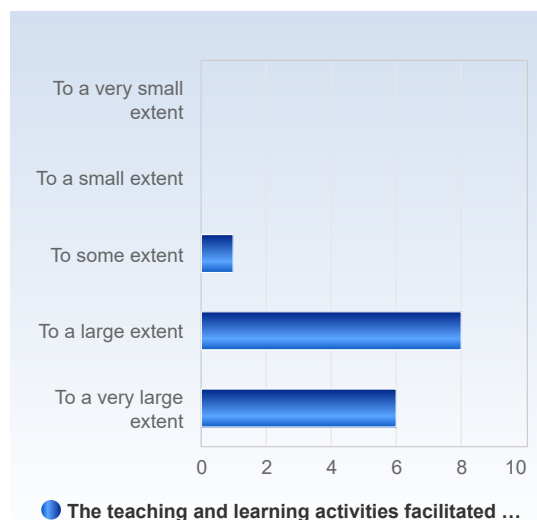
The course design facilitated achievement of the intended learning outcomes.	Number of responses
To a very small extent	0 (0.0%)
To a small extent	1 (6.2%)
To some extent	0 (0.0%)
To a large extent	8 (50.0%)
To a very large extent	7 (43.8%)
Total	16 (100.0%)



	Mean	Standard Deviation	Coefficient of Variation	Min	Lower Quartile	Median	Upper Quartile	Max
The course design facilitated achievement of the intended learning outcomes.	4.3	0.8	18.4 %	2.0	4.0	4.0	5.0	5.0

## 5. The teaching and learning activities facilitated achievement of the intended learning outcomes.

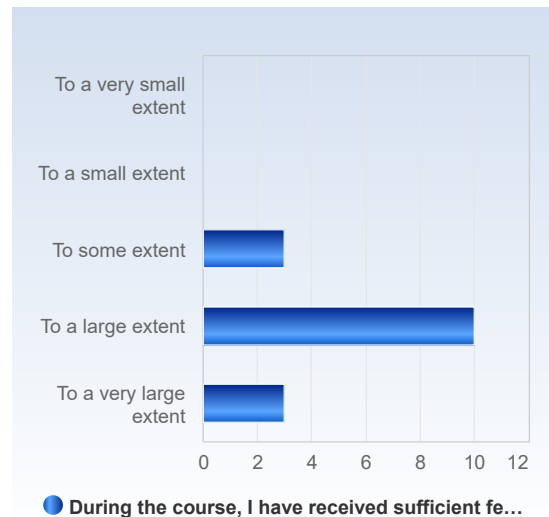
The teaching and learning activities facilitated achievement of the intended learning outcomes.	Number of responses
To a very small extent	0 (0.0%)
To a small extent	0 (0.0%)
To some extent	1 (6.7%)
To a large extent	8 (53.3%)
To a very large extent	6 (40.0%)
Total	15 (100.0%)



	Mean	Standard Deviation	Coefficient of Variation	Min	Lower Quartile	Median	Upper Quartile	Max
The teaching and learning activities facilitated achievement of the intended learning outcomes.	4.3	0.6	14.2 %	3.0	4.0	4.0	5.0	5.0

## 6. During the course, I have received sufficient feedback from the teachers and/or the other course participants, when needed.

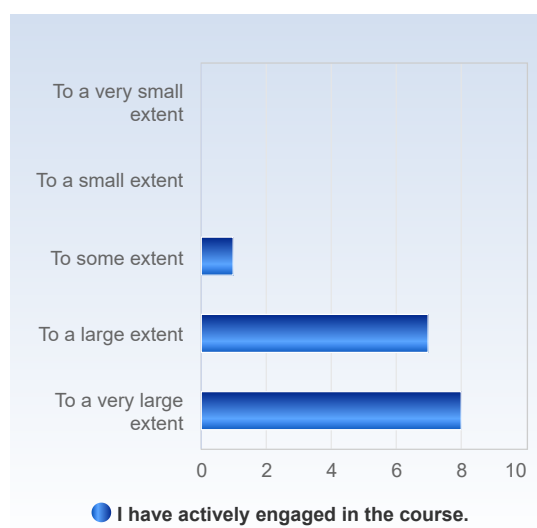
During the course, I have received sufficient feedback from the teachers and/or the other course participants, when needed.	Number of responses
To a very small extent	0 (0.0%)
To a small extent	0 (0.0%)
To some extent	3 (18.8%)
To a large extent	10 (62.5%)
To a very large extent	3 (18.8%)
Total	16 (100.0%)



	Mean	Standard Deviation	Coefficient of Variation	Min	Lower Quartile	Median	Upper Quartile	Max
During the course, I have received sufficient feedback from the teachers and/or the other course participants, when needed.	4.0	0.6	15.8 %	3.0	4.0	4.0	4.0	5.0

## 7. I have actively engaged in the course.

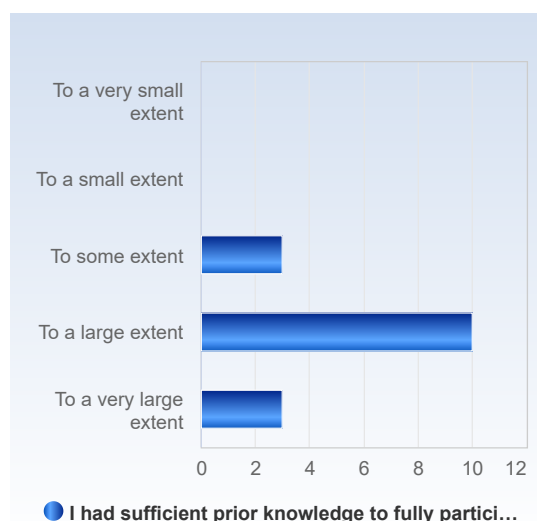
I have actively engaged in the course.	Number of responses
To a very small extent	0 (0.0%)
To a small extent	0 (0.0%)
To some extent	1 (6.2%)
To a large extent	7 (43.8%)
To a very large extent	8 (50.0%)
Total	16 (100.0%)



	Mean	Standard Deviation	Coefficient of Variation	Min	Lower Quartile	Median	Upper Quartile	Max
I have actively engaged in the course.	4.4	0.6	14.2 %	3.0	4.0	4.5	5.0	5.0

## 8. I had sufficient prior knowledge to fully participate in the course.

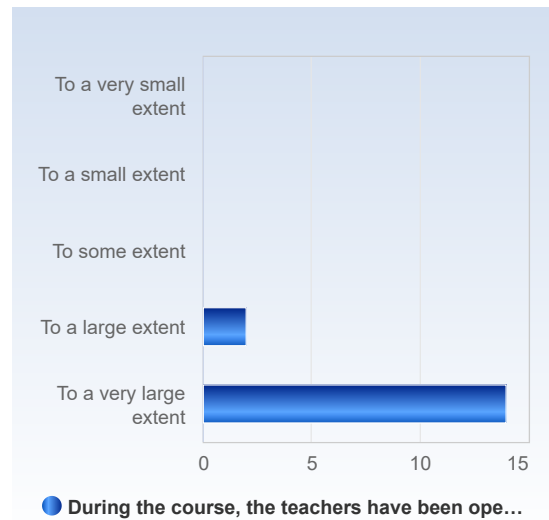
I had sufficient prior knowledge to fully participate in the course.	Number of responses
To a very small extent	0 (0.0%)
To a small extent	0 (0.0%)
To some extent	3 (18.8%)
To a large extent	10 (62.5%)
To a very large extent	3 (18.8%)
Total	16 (100.0%)



	Mean	Standard Deviation	Coefficient of Variation	Min	Lower Quartile	Median	Upper Quartile	Max
I had sufficient prior knowledge to fully participate in the course.	4.0	0.6	15.8 %	3.0	4.0	4.0	4.0	5.0

## 9. During the course, the teachers have been open to students' ideas and opinions about the course.

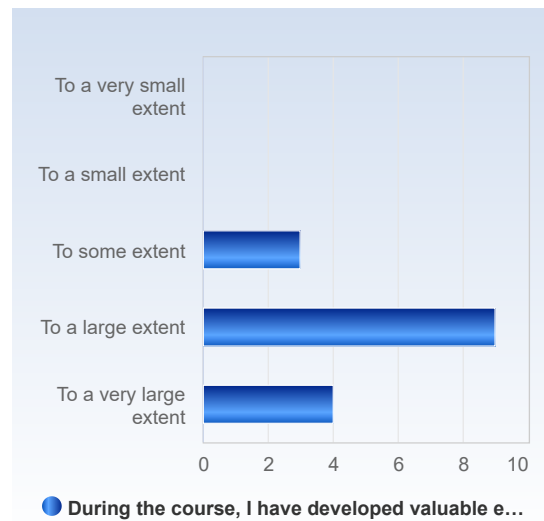
During the course, the teachers have been open to students' ideas and opinions about the course.	Number of responses
To a very small extent	0 (0.0%)
To a small extent	0 (0.0%)
To some extent	0 (0.0%)
To a large extent	2 (12.5%)
To a very large extent	14 (87.5%)
Total	16 (100.0%)



	Mean	Standard Deviation	Coefficient of Variation	Min	Lower Quartile	Median	Upper Quartile	Max
During the course, the teachers have been open to students' ideas and opinions about the course.	4.9	0.3	7.0 %	4.0	5.0	5.0	5.0	5.0

## 10. During the course, I have developed valuable expertise/skills.

During the course, I have developed valuable expertise /skills.	Number of responses
To a very small extent	0 (0.0%)
To a small extent	0 (0.0%)
To some extent	3 (18.8%)
To a large extent	9 (56.2%)
To a very large extent	4 (25.0%)
Total	16 (100.0%)



	Mean	Standard Deviation	Coefficient of Variation	Min	Lower Quartile	Median	Upper Quartile	Max
During the course, I have developed valuable expertise /skills.	4.1	0.7	16.7 %	3.0	4.0	4.0	4.5	5.0

## 11. During the course, I have developed my ability to critically analyse and evaluate research findings. *(If the question is not relevant to this course, select the response option "Not applicable")*

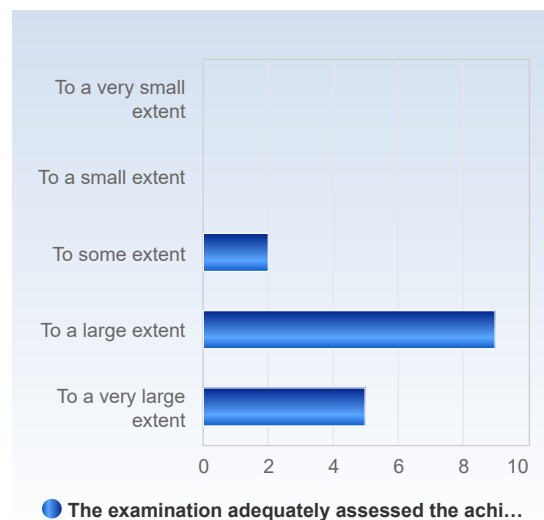
During the course, I have developed my ability to critically analyse and evaluate research findings. <i>(If the question is not relevant to this course, select the response option "Not applicable")</i>	Number of responses
To a very small extent	0 (0.0%)
To a small extent	0 (0.0%)
To some extent	6 (37.5%)
To a large extent	5 (31.2%)
To a very large extent	3 (18.8%)
Not applicable	2 (12.5%)
Total	16 (100.0%)



	Mean	Standard Deviation	Coefficient of Variation	Min	Lower Quartile	Median	Upper Quartile	Max
During the course, I have developed my ability to critically analyse and evaluate research findings. (If the question is not relevant to this course, select the response option "Not applicable")	3.8	0.8	21.2 %	3.0	3.0	4.0	4.0	5.0

## 12. The examination adequately assessed the achievement of the intended learning outcomes.

The examination adequately assessed the achievement of the intended learning outcomes.	Number of responses
To a very small extent	0 (0.0%)
To a small extent	0 (0.0%)
To some extent	2 (12.5%)
To a large extent	9 (56.2%)
To a very large extent	5 (31.2%)
Total	16 (100.0%)

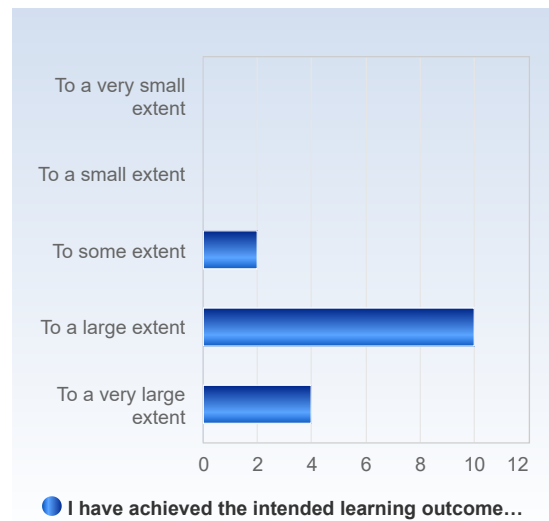


	Mean	Standard Deviation	Coefficient of Variation	Min	Lower Quartile	Median	Upper Quartile	Max
The examination adequately assessed the achievement of the intended learning outcomes.	4.2	0.7	15.6 %	3.0	4.0	4.0	5.0	5.0



## 13. I have achieved the intended learning outcomes of the course.

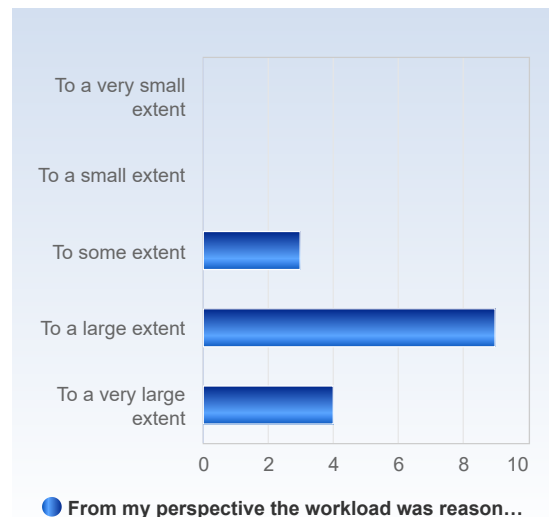
I have achieved the intended learning outcomes of the course.	Number of responses
To a very small extent	0 (0.0%)
To a small extent	0 (0.0%)
To some extent	2 (12.5%)
To a large extent	10 (62.5%)
To a very large extent	4 (25.0%)
Total	16 (100.0%)



	Mean	Standard Deviation	Coefficient of Variation	Min	Lower Quartile	Median	Upper Quartile	Max
I have achieved the intended learning outcomes of the course.	4.1	0.6	15.0 %	3.0	4.0	4.0	4.5	5.0

## 14. From my perspective the workload was reasonable in relation to the number of credits.

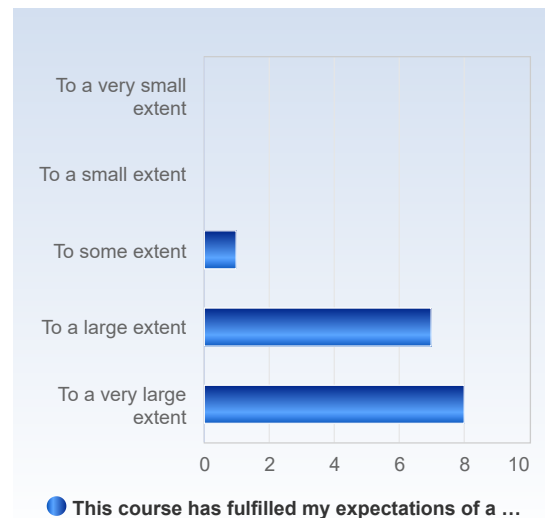
From my perspective the workload was reasonable in relation to the number of credits.	Number of responses
To a very small extent	0 (0.0%)
To a small extent	0 (0.0%)
To some extent	3 (18.8%)
To a large extent	9 (56.2%)
To a very large extent	4 (25.0%)
Total	16 (100.0%)



	Mean	Standard Deviation	Coefficient of Variation	Min	Lower Quartile	Median	Upper Quartile	Max
From my perspective the workload was reasonable in relation to the number of credits.	4.1	0.7	16.7 %	3.0	4.0	4.0	4.5	5.0

## 15. This course has fulfilled my expectations of a high quality course.

This course has fulfilled my expectations of a high quality course.	Number of responses
To a very small extent	0 (0.0%)
To a small extent	0 (0.0%)
To some extent	1 (6.2%)
To a large extent	7 (43.8%)
To a very large extent	8 (50.0%)
Total	16 (100.0%)



	Mean	Standard Deviation	Coefficient of Variation	Min	Lower Quartile	Median	Upper Quartile	Max
This course has fulfilled my expectations of a high quality course.	4.4	0.6	14.2 %	3.0	4.0	4.5	5.0	5.0

## 16. Were there any parts of the course that were excellent? If so, please specify which parts and in what way.

Were there any parts of the course that were excellent? If so, please specify which parts and in what way.
The teacher was very good! Excellent pedagogical skills and very good at explaining
The idea of a debate. Many lectures. Room for discussions. Pedagogics.
I especially enjoyed the exercise with Lydia Kwak, the debate and the examination
The flexibility and that the course adjusted to its participants regarding topics for discussion etc so that it felt really relevant. Good mix of interactive assignments and the writing assignment.
active learning and teaching methods
The teaching! Very pedagogical.
The pedagogical approach, we as students were included.
The lectures and the discussions during the lectures.
I liked the mix of different lectures, workshops, group work and own writing. I also enjoyed the exams, especially the debate. Thank you for this course.
The discussion environment and promotion of student participation.
Engaged course leader, room for discussions

## 17. Do you have any recommendations as to how the course could be improved? If so, please specify which parts and how.

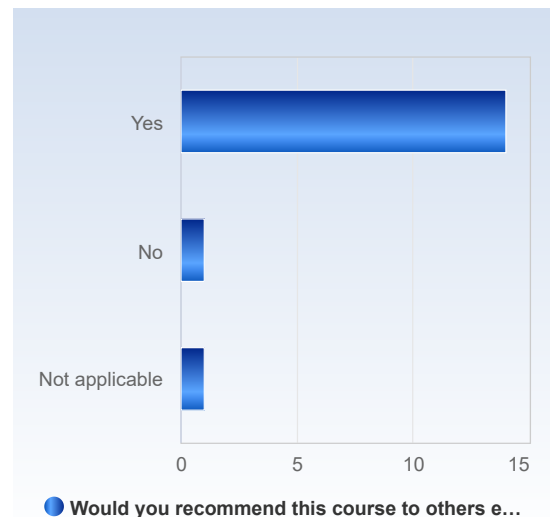
Do you have any recommendations as to how the course could be improved? If so, please specify which parts and how.

What a concept is could have had a better explanation in the beginning, and more time explaining the final exam.  
 More clear process of preparing for (writing statements) and managing the debate. Alerts have a purpose of a lecture clearly described.  
 I could have used a bit more time for the examination but that applies maybe to my specific case  
 Maybe be more clear the first day about what a concepts is, that fell into place later on but was a bit unclear at first.  
 The first week about concepts could have been clearer and specially the definitions of concepts.  
 More study material - more pre-recorded lessons, texts to read (recommended pages from literature) etc  
 Clear definition of concepts in health science at an early stage in the course

## 18. Would you recommend this course to others enrolled in doctoral education? *(Answer only if you are a doctoral student, otherwise select the response option "Not applicable")*

Would you recommend this course to others enrolled in doctoral education? *(Answer only if you are a doctoral student, otherwise select the response option "Not applicable")*

	Number of responses
Yes	14 (87.5%)
No	1 (6.2%)
Not applicable	1 (6.2%)
Total	16 (100.0%)



	Mean	Standard Deviation	Coefficient of Variation	Min	Lower Quartile	Median	Upper Quartile	Max
Would you recommend this course to others enrolled in doctoral education? <i>(Answer only if you are a doctoral student, otherwise select the response option "Not applicable")</i>	1.1	0.3	24.2 %	1.0	1.0	1.0	1.0	2.0

**Comparison with all doctoral courses evaluated at KI during 2021 ("Aggregated" includes all evaluations for that calendar year)**

	Course mean	Aggregated mean	Difference of means	Course median	Aggregated median	Course P25	Aggregated P25	Course P75	Aggregated P75
Q1 Course content	4.00	4.33	-0.33	4.00	4.00	4.00	4.00	4.00	5.00
Q2 Motivation	4.56	4.34	0.22	5.00	4.00	4.00	4.00	5.00	5.00
Q3 Clear Intended learning outcomes	3.94	4.26	-0.32	4.00	4.00	3.00	4.00	4.50	5.00
Q4 Course design	4.31	4.19	0.13	4.00	4.00	4.00	4.00	5.00	5.00
Q5 Teaching and learning activities	4.33	4.20	0.14	4.00	4.00	4.00	4.00	5.00	5.00
Q6 Feedback	4.00	3.98	0.02	4.00	4.00	4.00	3.00	4.00	5.00
Q7 Engagement	4.44	4.25	0.19	4.50	4.00	4.00	4.00	5.00	5.00
Q8 Prior knowledge	4.00	3.98	0.02	4.00	4.00	4.00	3.00	4.00	5.00
Q9 Student input	4.88	4.40	0.47	5.00	5.00	5.00	4.00	5.00	5.00
Q10 Expertise/skills	4.06	4.11	-0.05	4.00	4.00	4.00	4.00	4.50	5.00
Q11 Critical analysis	3.79	4.08	-0.30	4.00	4.00	3.00	4.00	4.00	5.00
Q12 Examination	4.19	4.16	0.03	4.00	4.00	4.00	4.00	5.00	5.00
Q13 Achieved intended learning outcomes	4.12	4.13	-0.01	4.00	4.00	4.00	4.00	4.50	5.00
Q14 Workload	4.06	4.01	0.05	4.00	4.00	4.00	4.00	4.50	5.00
Q15 Fulfilled expectations	4.44	4.21	0.22	4.50	4.00	4.00	4.00	5.00	5.00