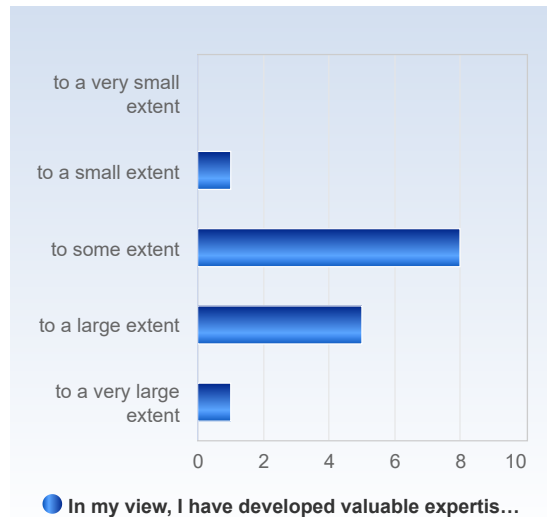


VT23 5HI020 Standardisation within Health Informatics

Respondents: 39
Answer Count: 15
Answer Frequency: 38,46 %

In my view, I have developed valuable expertise/skills during the course.

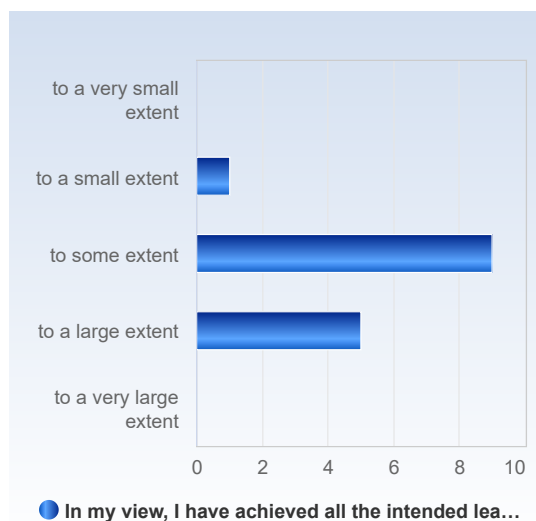
In my view, I have developed valuable expertise/skills during the course.	Number of responses
to a very small extent	0 (0,0%)
to a small extent	1 (6,7%)
to some extent	8 (53,3%)
to a large extent	5 (33,3%)
to a very large extent	1 (6,7%)
Total	15 (100,0%)



	Mean	Standard Deviation	Coefficient of Variation	Min	Lower Quartile	Median	Upper Quartile	Max
In my view, I have developed valuable expertise /skills during the course.	3,4	0,7	21,7 %	2,0	3,0	3,0	4,0	5,0

In my view, I have achieved all the intended learning outcomes of the course.

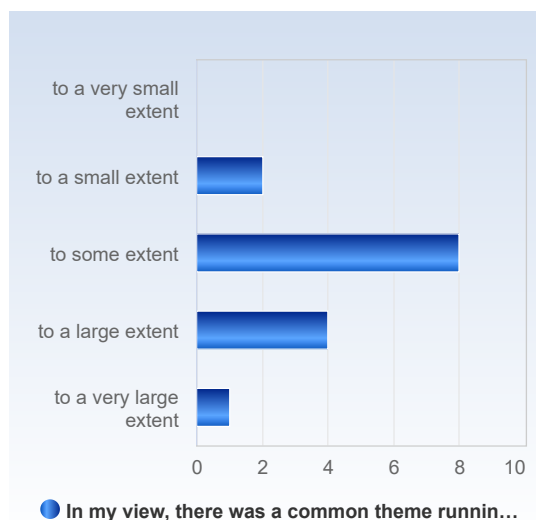
In my view, I have achieved all the intended learning outcomes of the course.	Number of responses
to a very small extent	0 (0,0%)
to a small extent	1 (6,7%)
to some extent	9 (60,0%)
to a large extent	5 (33,3%)
to a very large extent	0 (0,0%)
Total	15 (100,0%)



	Mean	Standard Deviation	Coefficient of Variation	Min	Lower Quartile	Median	Upper Quartile	Max
In my view, I have achieved all the intended learning outcomes of the course.	3,3	0,6	18,2 %	2,0	3,0	3,0	4,0	4,0

In my view, there was a common theme running throughout the course – from learning outcomes to examinations.

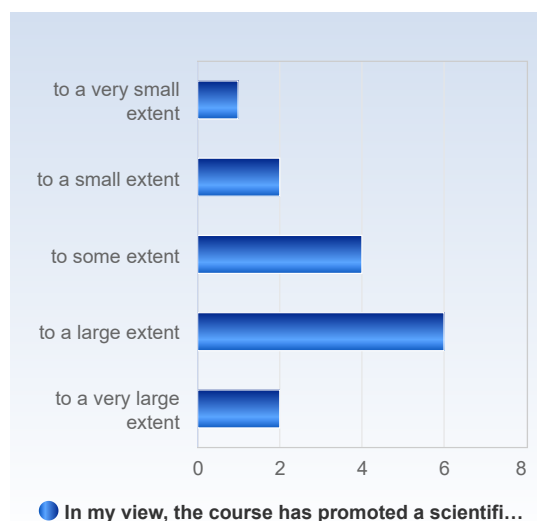
In my view, there was a common theme running throughout the course – from learning outcomes to examinations.	Number of responses
to a very small extent	0 (0,0%)
to a small extent	2 (13,3%)
to some extent	8 (53,3%)
to a large extent	4 (26,7%)
to a very large extent	1 (6,7%)
Total	15 (100,0%)



	Mean	Standard Deviation	Coefficient of Variation	Min	Lower Quartile	Median	Upper Quartile	Max
In my view, there was a common theme running throughout the course – from learning outcomes to examinations.	3,3	0,8	24,5 %	2,0	3,0	3,0	4,0	5,0

In my view, the course has promoted a scientific way of thinking and reasoning (e.g. analytical and critical thinking, independent search for and evaluation of information).

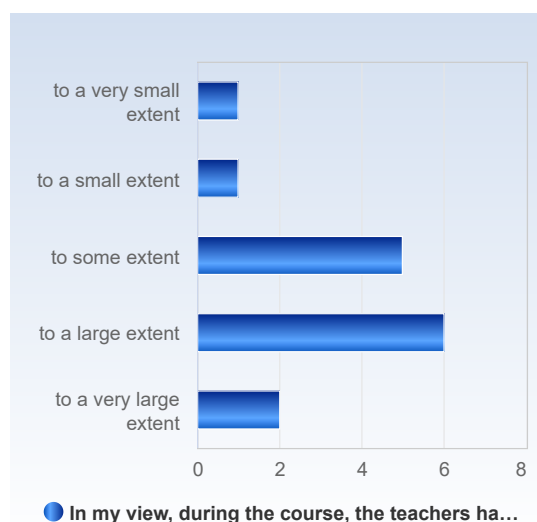
In my view, the course has promoted a scientific way of thinking and reasoning (e.g. analytical and critical thinking, independent search for and evaluation of information).	Number of responses
to a very small extent	1 (6,7%)
to a small extent	2 (13,3%)
to some extent	4 (26,7%)
to a large extent	6 (40,0%)
to a very large extent	2 (13,3%)
Total	15 (100,0%)



	Mean	Standard Deviation	Coefficient of Variation	Min	Lower Quartile	Median	Upper Quartile	Max
In my view, the course has promoted a scientific way of thinking and reasoning (e.g. analytical and critical thinking, independent search for and evaluation of information).	3,4	1,1	33,0 %	1,0	3,0	4,0	4,0	5,0

In my view, during the course, the teachers have been open to ideas and opinions about the course's structure and content.

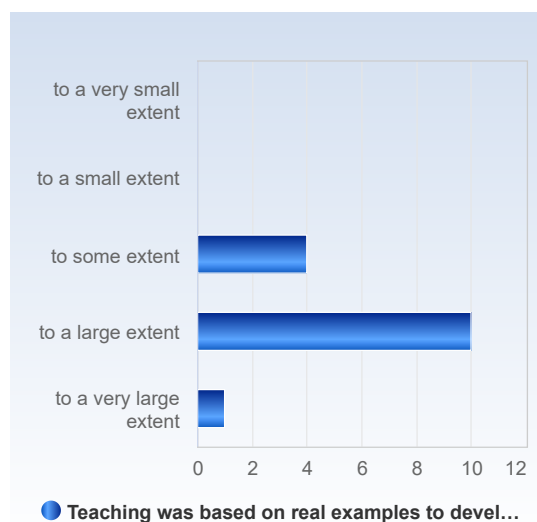
In my view, during the course, the teachers have been open to ideas and opinions about the course's structure and content.	Number of responses
to a very small extent	1 (6,7%)
to a small extent	1 (6,7%)
to some extent	5 (33,3%)
to a large extent	6 (40,0%)
to a very large extent	2 (13,3%)
Total	15 (100,0%)



	Mean	Standard Deviation	Coefficient of Variation	Min	Lower Quartile	Median	Upper Quartile	Max
In my view, during the course, the teachers have been open to ideas and opinions about the course's structure and content.	3,5	1,1	30,6 %	1,0	3,0	4,0	4,0	5,0

Teaching was based on real examples to develop students' professional knowledge.

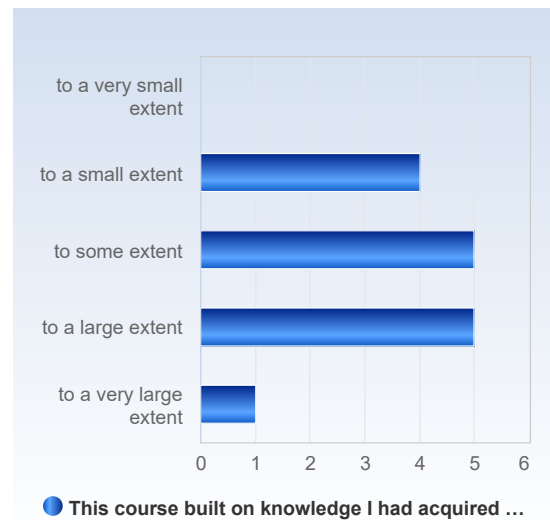
Teaching was based on real examples to develop students' professional knowledge.	Number of responses
to a very small extent	0 (0,0%)
to a small extent	0 (0,0%)
to some extent	4 (26,7%)
to a large extent	10 (66,7%)
to a very large extent	1 (6,7%)
Total	15 (100,0%)



	Mean	Standard Deviation	Coefficient of Variation	Min	Lower Quartile	Median	Upper Quartile	Max
Teaching was based on real examples to develop students' professional knowledge.	3,8	0,6	14,8 %	3,0	3,5	4,0	4,0	5,0

This course built on knowledge I had acquired during the programme's previous courses.

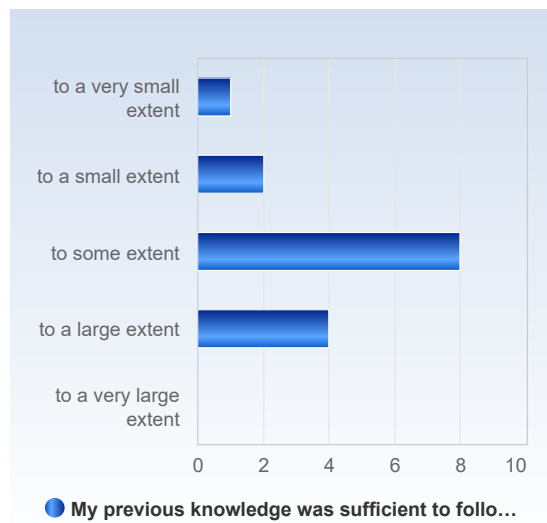
This course built on knowledge I had acquired during the programme's previous courses.	Number of responses
to a very small extent	0 (0,0%)
to a small extent	4 (26,7%)
to some extent	5 (33,3%)
to a large extent	5 (33,3%)
to a very large extent	1 (6,7%)
Total	15 (100,0%)



	Mean	Standard Deviation	Coefficient of Variation	Min	Lower Quartile	Median	Upper Quartile	Max
This course built on knowledge I had acquired during the programme's previous courses.	3,2	0,9	29,4 %	2,0	2,5	3,0	4,0	5,0

My previous knowledge was sufficient to follow the course.

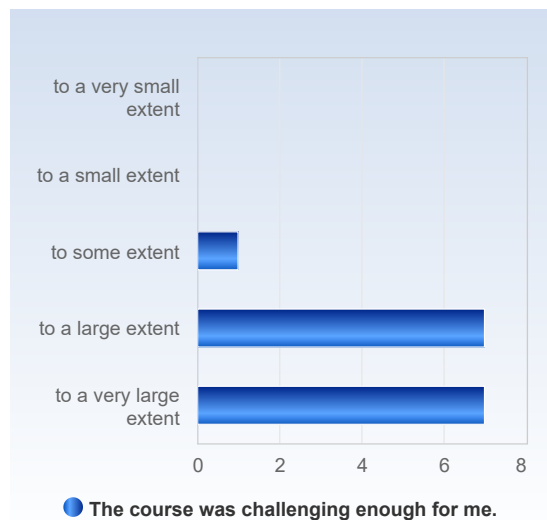
My previous knowledge was sufficient to follow the course.	Number of responses
to a very small extent	1 (6,7%)
to a small extent	2 (13,3%)
to some extent	8 (53,3%)
to a large extent	4 (26,7%)
to a very large extent	0 (0,0%)
Total	15 (100,0%)



	Mean	Standard Deviation	Coefficient of Variation	Min	Lower Quartile	Median	Upper Quartile	Max
My previous knowledge was sufficient to follow the course.	3,0	0,8	28,2 %	1,0	3,0	3,0	3,5	4,0

The course was challenging enough for me.

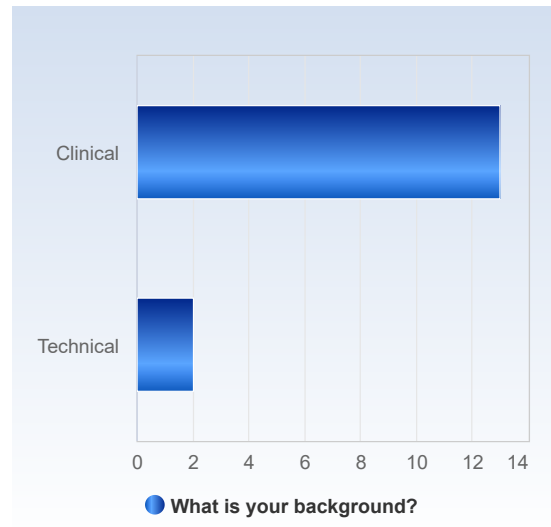
The course was challenging enough for me.	Number of responses
to a very small extent	0 (0,0%)
to a small extent	0 (0,0%)
to some extent	1 (6,7%)
to a large extent	7 (46,7%)
to a very large extent	7 (46,7%)
Total	15 (100,0%)



	Mean	Standard Deviation	Coefficient of Variation	Min	Lower Quartile	Median	Upper Quartile	Max
The course was challenging enough for me.	4,4	0,6	14,4 %	3,0	4,0	4,0	5,0	5,0

What is your background?

What is your background?	Number of responses
Clinical	13 (86,7%)
Technical	2 (13,3%)
Total	15 (100,0%)



	Mean	Standard Deviation	Coefficient of Variation	Min	Lower Quartile	Median	Upper Quartile	Max
What is your background?	1,1	0,4	31,0 %	1,0	1,0	1,0	1,0	2,0