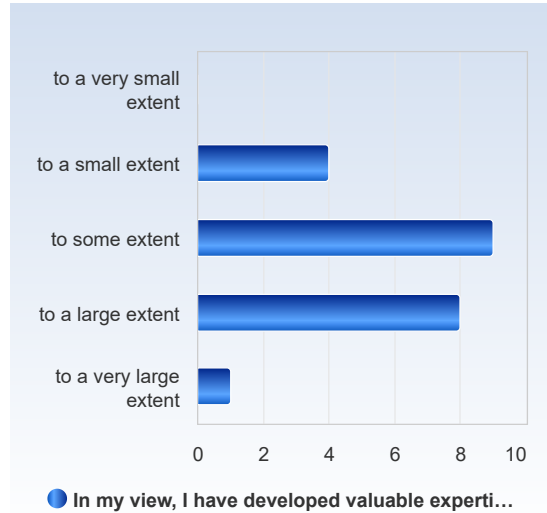


HT24 4HM016 Health Systems and Policy

Respondents: 35
Answer Count: 22
Answer Frequency: 62,86 %

In my view, I have developed valuable expertise/skills during the course.

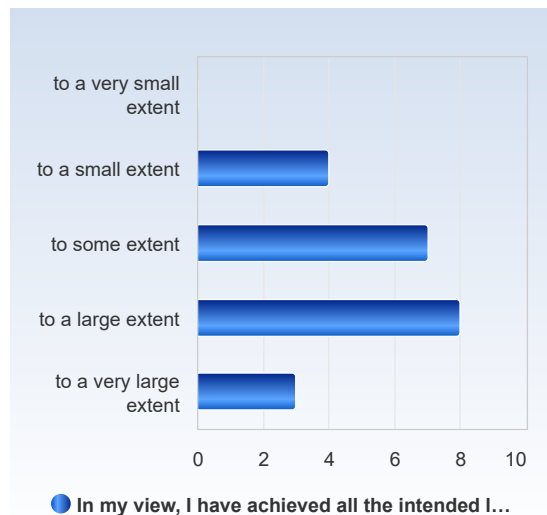
In my view, I have developed valuable expertise/skills during the course.	Number of responses
to a very small extent	0 (0,0%)
to a small extent	4 (18,2%)
to some extent	9 (40,9%)
to a large extent	8 (36,4%)
to a very large extent	1 (4,5%)
Total	22 (100,0%)



	Mean	Standard Deviation	Coefficient of Variation	Min	Lower Quartile	Median	Upper Quartile	Max
In my view, I have developed valuable expertise /skills during the course.	3,3	0,8	25,3 %	2,0	3,0	3,0	4,0	5,0

In my view, I have achieved all the intended learning outcomes of the course.

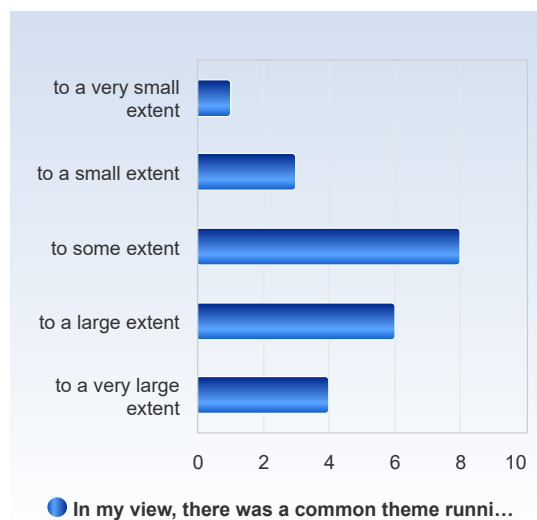
In my view, I have achieved all the intended learning outcomes of the course.	Number of responses
to a very small extent	0 (0,0%)
to a small extent	4 (18,2%)
to some extent	7 (31,8%)
to a large extent	8 (36,4%)
to a very large extent	3 (13,6%)
Total	22 (100,0%)



	Mean	Standard Deviation	Coefficient of Variation	Min	Lower Quartile	Median	Upper Quartile	Max
In my view, I have achieved all the intended learning outcomes of the course.	3,5	1,0	27,9 %	2,0	3,0	3,5	4,0	5,0

In my view, there was a common theme running throughout the course – from learning outcomes to examinations.

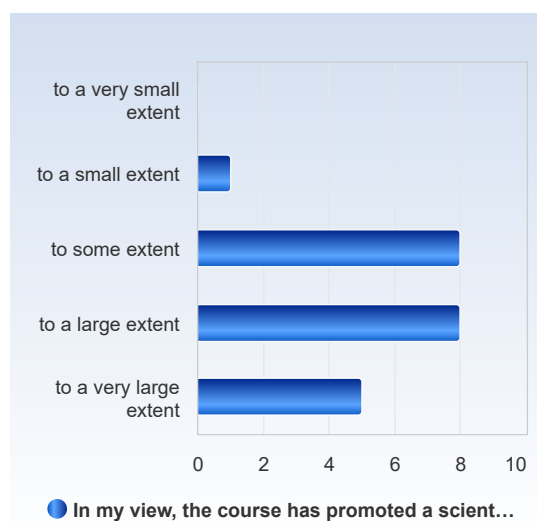
In my view, there was a common theme running throughout the course – from learning outcomes to examinations.	Number of responses
to a very small extent	1 (4,5%)
to a small extent	3 (13,6%)
to some extent	8 (36,4%)
to a large extent	6 (27,3%)
to a very large extent	4 (18,2%)
Total	22 (100,0%)



	Mean	Standard Deviation	Coefficient of Variation	Min	Lower Quartile	Median	Upper Quartile	Max
In my view, there was a common theme running throughout the course – from learning outcomes to examinations.	3,4	1,1	32,2 %	1,0	3,0	3,0	4,0	5,0

In my view, the course has promoted a scientific way of thinking and reasoning (e.g. analytical and critical thinking, independent search for and evaluation of information).

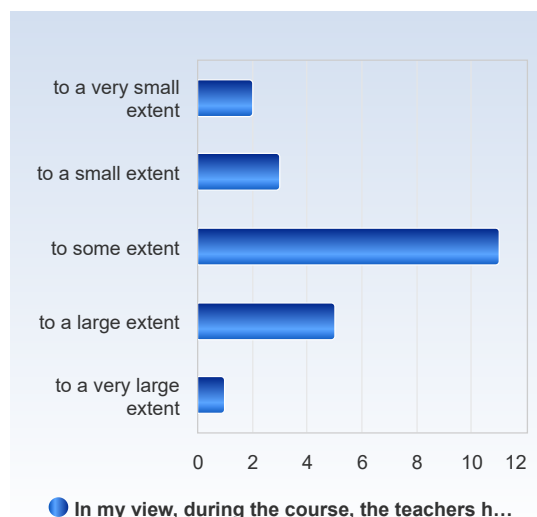
In my view, the course has promoted a scientific way of thinking and reasoning (e.g. analytical and critical thinking, independent search for and evaluation of information).	Number of responses
to a very small extent	0 (0,0%)
to a small extent	1 (4,5%)
to some extent	8 (36,4%)
to a large extent	8 (36,4%)
to a very large extent	5 (22,7%)
Total	22 (100,0%)



	Mean	Standard Deviation	Coefficient of Variation	Min	Lower Quartile	Median	Upper Quartile	Max
In my view, the course has promoted a scientific way of thinking and reasoning (e.g. analytical and critical thinking, independent search for and evaluation of information).	3,8	0,9	23,0 %	2,0	3,0	4,0	4,0	5,0

In my view, during the course, the teachers have been open to ideas and opinions about the course's structure and content.

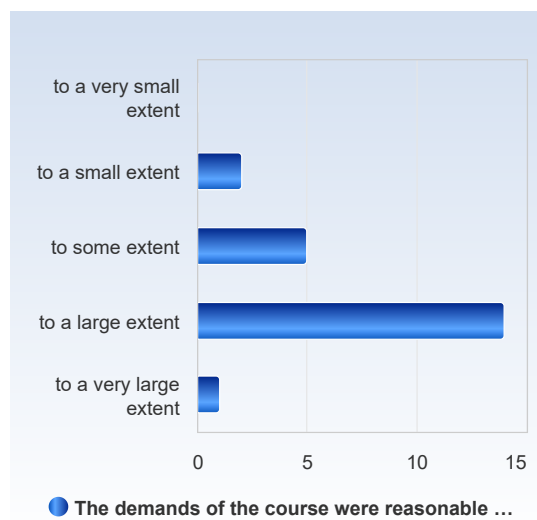
In my view, during the course, the teachers have been open to ideas and opinions about the course's structure and content.	Number of responses
to a very small extent	2 (9,1%)
to a small extent	3 (13,6%)
to some extent	11 (50,0%)
to a large extent	5 (22,7%)
to a very large extent	1 (4,5%)
Total	22 (100,0%)



	Mean	Standard Deviation	Coefficient of Variation	Min	Lower Quartile	Median	Upper Quartile	Max
In my view, during the course, the teachers have been open to ideas and opinions about the course's structure and content.	3,0	1,0	32,5 %	1,0	3,0	3,0	3,5	5,0

The demands of the course were reasonable in relation to the learning outcomes.

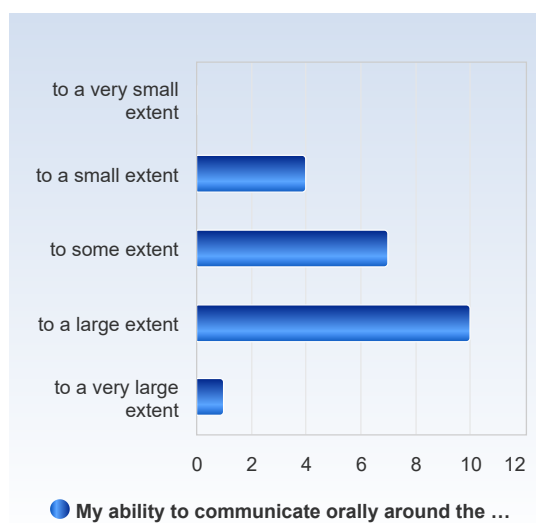
The demands of the course were reasonable in relation to the learning outcomes.	Number of responses
to a very small extent	0 (0,0%)
to a small extent	2 (9,1%)
to some extent	5 (22,7%)
to a large extent	14 (63,6%)
to a very large extent	1 (4,5%)
Total	22 (100,0%)



	Mean	Standard Deviation	Coefficient of Variation	Min	Lower Quartile	Median	Upper Quartile	Max
The demands of the course were reasonable in relation to the learning outcomes.	3,6	0,7	20,0 %	2,0	3,0	4,0	4,0	5,0

My ability to communicate orally around the subject has increased during the course.

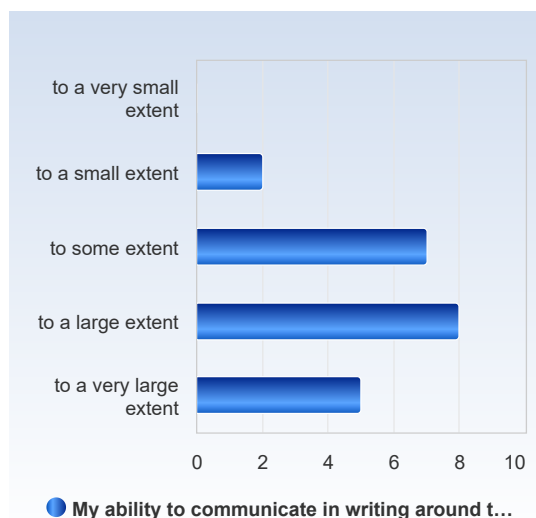
My ability to communicate orally around the subject has increased during the course.	Number of responses
to a very small extent	0 (0,0%)
to a small extent	4 (18,2%)
to some extent	7 (31,8%)
to a large extent	10 (45,5%)
to a very large extent	1 (4,5%)
Total	22 (100,0%)



	Mean	Standard Deviation	Coefficient of Variation	Min	Lower Quartile	Median	Upper Quartile	Max
My ability to communicate orally around the subject has increased during the course.	3,4	0,8	25,2 %	2,0	3,0	3,5	4,0	5,0

My ability to communicate in writing around the subject has increased during the course.

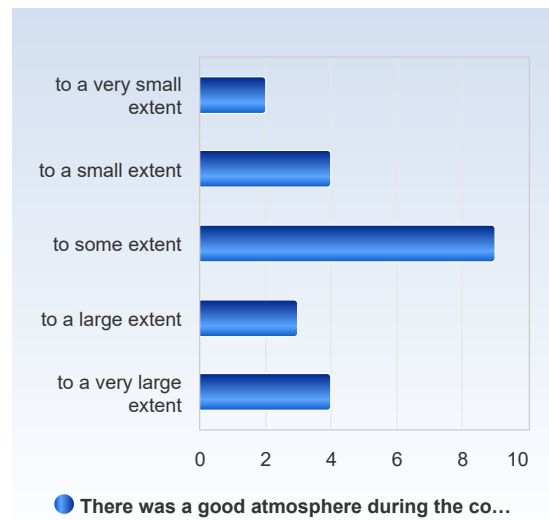
My ability to communicate in writing around the subject has increased during the course.	Number of responses
to a very small extent	0 (0,0%)
to a small extent	2 (9,1%)
to some extent	7 (31,8%)
to a large extent	8 (36,4%)
to a very large extent	5 (22,7%)
Total	22 (100,0%)



	Mean	Standard Deviation	Coefficient of Variation	Min	Lower Quartile	Median	Upper Quartile	Max
My ability to communicate in writing around the subject has increased during the course.	3,7	0,9	25,1 %	2,0	3,0	4,0	4,0	5,0

There was a good atmosphere during the course.

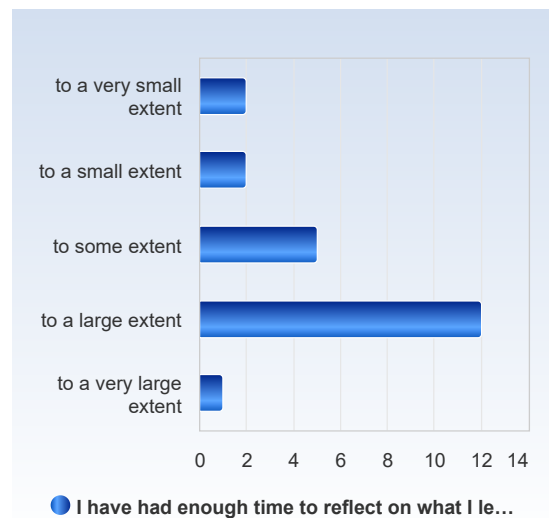
There was a good atmosphere during the course.	Number of responses
to a very small extent	2 (9,1%)
to a small extent	4 (18,2%)
to some extent	9 (40,9%)
to a large extent	3 (13,6%)
to a very large extent	4 (18,2%)
Total	22 (100,0%)



	Mean	Standard Deviation	Coefficient of Variation	Min	Lower Quartile	Median	Upper Quartile	Max
There was a good atmosphere during the course.	3,1	1,2	38,5 %	1,0	2,5	3,0	4,0	5,0

I have had enough time to reflect on what I learned during the course.

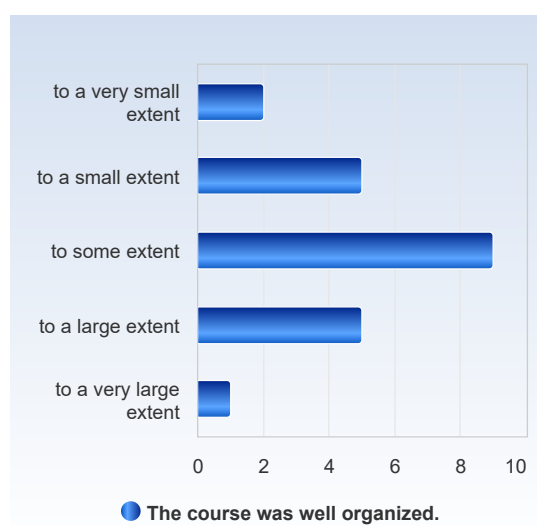
I have had enough time to reflect on what I learned during the course.	Number of responses
to a very small extent	2 (9,1%)
to a small extent	2 (9,1%)
to some extent	5 (22,7%)
to a large extent	12 (54,5%)
to a very large extent	1 (4,5%)
Total	22 (100,0%)



	Mean	Standard Deviation	Coefficient of Variation	Min	Lower Quartile	Median	Upper Quartile	Max
I have had enough time to reflect on what I learned during the course.	3,4	1,0	31,2 %	1,0	3,0	4,0	4,0	5,0

The course was well organized.

The course was well organized.	Number of responses
to a very small extent	2 (9,1%)
to a small extent	5 (22,7%)
to some extent	9 (40,9%)
to a large extent	5 (22,7%)
to a very large extent	1 (4,5%)
Total	22 (100,0%)



	Mean	Standard Deviation	Coefficient of Variation	Min	Lower Quartile	Median	Upper Quartile	Max
The course was well organized.	2,9	1,0	35,0 %	1,0	2,0	3,0	3,5	5,0