



Molecular Genetics and Genomics 5MT010 MT010 HT2025

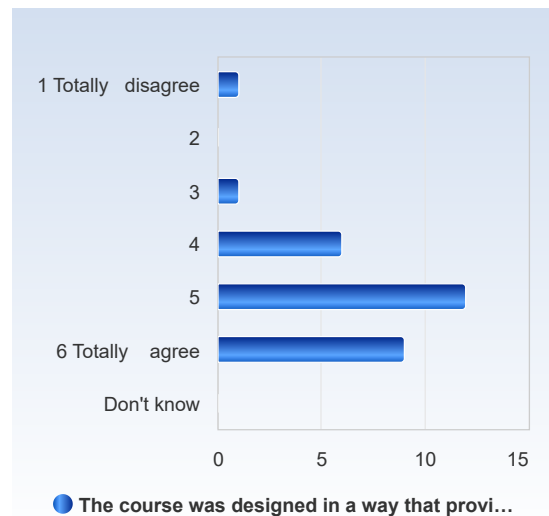
Respondents: 34  
Answer Count: 29  
Answer Frequency: 85.29%

Molecular Genetics and Genomics 5MT010 MT010 HT2025

Respondents: 34  
Answer Count: 29  
Answer Frequency: 85.29%

The course was designed in a way that provided me with opportunities for active learning. For example: seminars with discussions, group work, projects, student presentations, role play, peer learning, practical exercises, laboratory work, workplace-based learning, etc.

The course was designed in a way that provided me with opportunities for active learning. For example: seminars with discussions, group work, projects, student presentations, role play, peer learning, practical exercises, laboratory work, workplace-based learning, etc.	Number of responses
1 Totally disagree	1 (3.4%)
2	0 (0.0%)
3	1 (3.4%)
4	6 (20.7%)
5	12 (41.4%)
6 Totally agree	9 (31.0%)
Don't know	0 (0.0%)
Total	29 (100.0%)

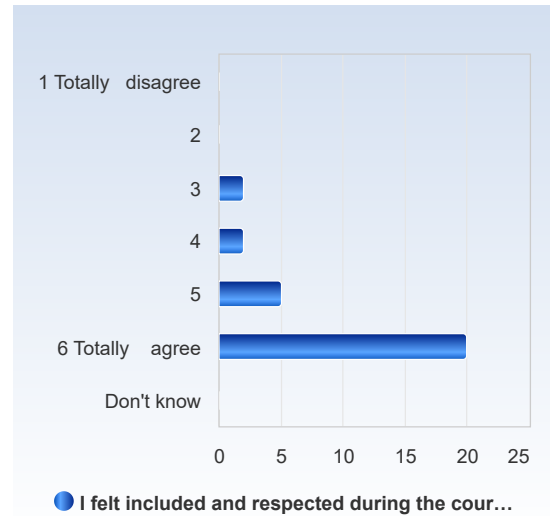


	Mean	Standard Deviation	Coefficient of Variation	Min	Lower Quartile	Median	Upper Quartile	Max
The course was designed in a way that provided me with opportunities for active learning. For example: seminars with discussions, group work, projects, student presentations, role play, peer learning, practical exercises, laboratory work, workplace-based learning, etc.	4.9	1.1	22.7 %	1.0	4.0	5.0	6.0	6.0



**I felt included and respected during the course. For example: I was comfortable collaborating with other students, speaking in front of the group, answering teachers' questions, and I was listened to (not interrupted, ridiculed, or similar).**

I felt included and respected during the course. For example: I was comfortable collaborating with other students, speaking in front of the group, answering teachers' questions, and I was listened to (not interrupted, ridiculed, or similar).	Number of responses
1 Totally disagree	0 (0.0%)
2	0 (0.0%)
3	2 (6.9%)
4	2 (6.9%)
5	5 (17.2%)
6 Totally agree	20 (69.0%)
Don't know	0 (0.0%)
Total	29 (100.0%)



	Mean	Standard Deviation	Coefficient of Variation	Min	Lower Quartile	Median	Upper Quartile	Max
I felt included and respected during the course. For example: I was comfortable collaborating with other students, speaking in front of the group, answering teachers' questions, and I was listened to (not interrupted, ridiculed, or similar).	5.5	0.9	16.6 %	3.0	5.0	6.0	6.0	6.0

**The course as a whole was good.**

The course as a whole was good.	Number of responses
1 Totally disagree	2 (6.9%)
2	3 (10.3%)
3	2 (6.9%)
4	6 (20.7%)
5	10 (34.5%)
6 Totally agree	6 (20.7%)
Don't know	0 (0.0%)
Total	29 (100.0%)

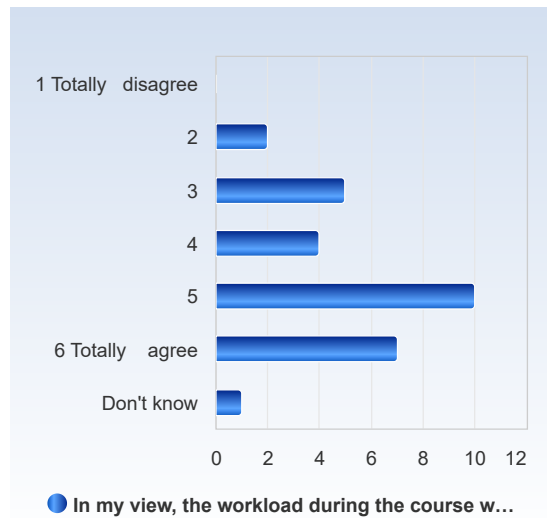


	Mean	Standard Deviation	Coefficient of Variation	Min	Lower Quartile	Median	Upper Quartile	Max
The course as a whole was good.	4.3	1.5	35.3 %	1.0	4.0	5.0	5.0	6.0



**In my view, the workload during the course was reasonable in relation to the extent of the course/number of credits awarded.**

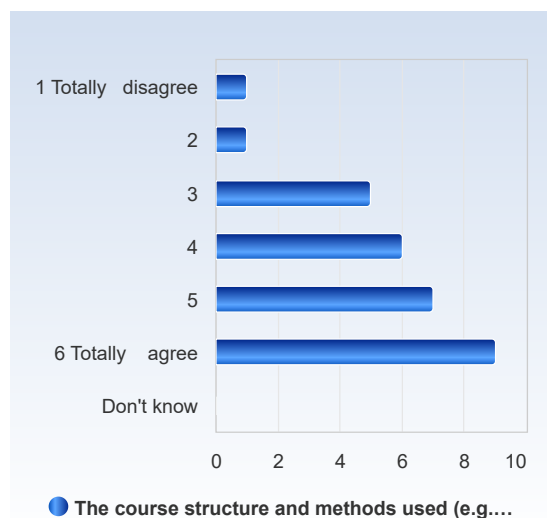
In my view, the workload during the course was reasonable in relation to the extent of the course /number of credits awarded.	Number of responses
1 Totally disagree	0 (0.0%)
2	2 (6.9%)
3	5 (17.2%)
4	4 (13.8%)
5	10 (34.5%)
6 Totally agree	7 (24.1%)
Don't know	1 (3.4%)
Total	29 (100.0%)



	Mean	Standard Deviation	Coefficient of Variation	Min	Lower Quartile	Median	Upper Quartile	Max
In my view, the workload during the course was reasonable in relation to the extent of the course/number of credits awarded.	4.5	1.3	27.8 %	2.0	3.5	5.0	5.5	6.0

**The course structure and methods used (e.g. lectures, exercises, seminars, assignments etc.) were relevant in relation to the learning outcomes.**

The course structure and methods used (e.g. lectures, exercises, seminars, assignments etc.) were relevant in relation to the learning outcomes.	Number of responses
1 Totally disagree	1 (3.4%)
2	1 (3.4%)
3	5 (17.2%)
4	6 (20.7%)
5	7 (24.1%)
6 Totally agree	9 (31.0%)
Don't know	0 (0.0%)
Total	29 (100.0%)

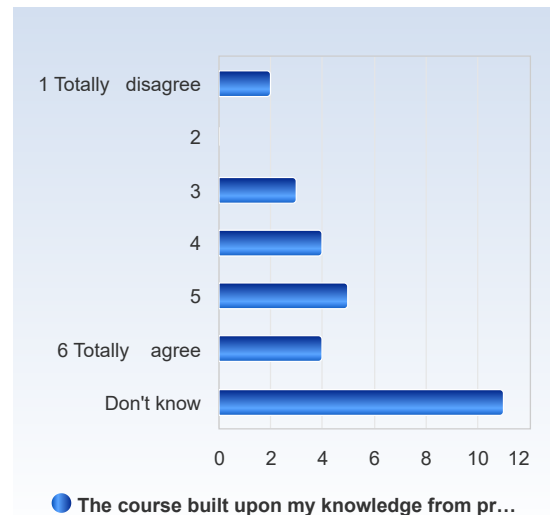




	Mean	Standard Deviation	Coefficient of Variation	Min	Lower Quartile	Median	Upper Quartile	Max
The course structure and methods used (e.g. lectures, exercises, seminars, assignments etc.) were relevant in relation to the learning outcomes.	4.5	1.4	30.5 %	1.0	4.0	5.0	6.0	6.0

### The course built upon my knowledge from previous courses in the programme.

The course built upon my knowledge from previous courses in the programme.	Number of responses
1 Totally disagree	2 (6.9%)
2	0 (0.0%)
3	3 (10.3%)
4	4 (13.8%)
5	5 (17.2%)
6 Totally agree	4 (13.8%)
Don't know	11 (37.9%)
Total	29 (100.0%)

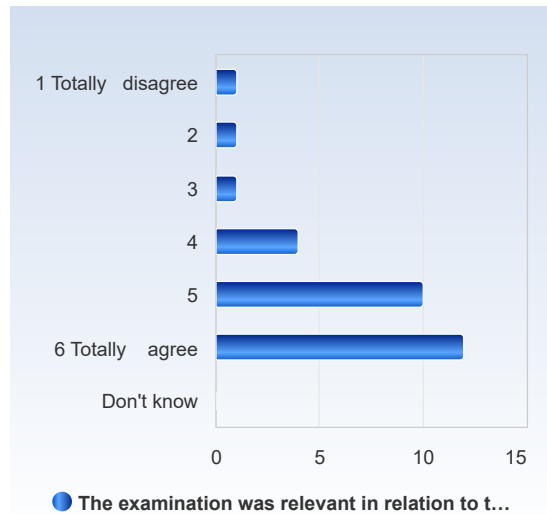


	Mean	Standard Deviation	Coefficient of Variation	Min	Lower Quartile	Median	Upper Quartile	Max
The course built upon my knowledge from previous courses in the programme.	4.2	1.6	36.8 %	1.0	3.5	4.5	5.0	6.0



**The examination was relevant in relation to the learning outcomes.**

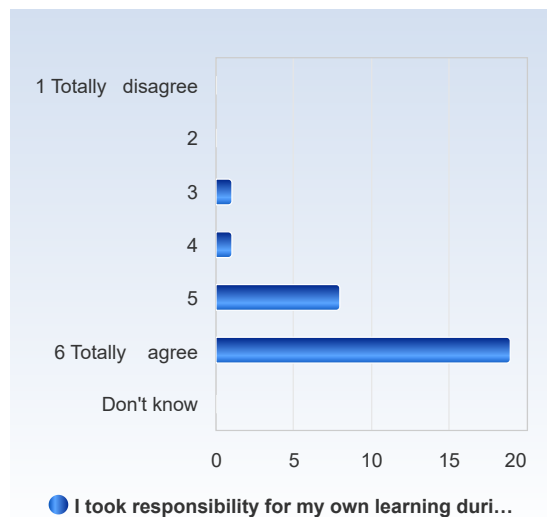
The examination was relevant in relation to the learning outcomes.	Number of responses
1 Totally disagree	1 (3.4%)
2	1 (3.4%)
3	1 (3.4%)
4	4 (13.8%)
5	10 (34.5%)
6 Totally agree	12 (41.4%)
Don't know	0 (0.0%)
Total	29 (100.0%)



	Mean	Standard Deviation	Coefficient of Variation	Min	Lower Quartile	Median	Upper Quartile	Max
The examination was relevant in relation to the learning outcomes.	5.0	1.3	25.5 %	1.0	5.0	5.0	6.0	6.0

**I took responsibility for my own learning during this course.**

I took responsibility for my own learning during this course.	Number of responses
1 Totally disagree	0 (0.0%)
2	0 (0.0%)
3	1 (3.4%)
4	1 (3.4%)
5	8 (27.6%)
6 Totally agree	19 (65.5%)
Don't know	0 (0.0%)
Total	29 (100.0%)



	Mean	Standard Deviation	Coefficient of Variation	Min	Lower Quartile	Median	Upper Quartile	Max
I took responsibility for my own learning during this course.	5.6	0.7	13.3 %	3.0	5.0	6.0	6.0	6.0



**When/if I had questions or problems with the course content, I felt that I could turn to my teacher /supervisor for guidance.**

When/if I had questions or problems with the course content, I felt that I could turn to my teacher/supervisor for guidance.	Number of responses
1 Totally disagree	1 (3.4%)
2	2 (6.9%)
3	2 (6.9%)
4	2 (6.9%)
5	10 (34.5%)
6 Totally agree	12 (41.4%)
Don't know	0 (0.0%)
Total	29 (100.0%)



	Mean	Standard Deviation	Coefficient of Variation	Min	Lower Quartile	Median	Upper Quartile	Max
When/if I had questions or problems with the course content, I felt that I could turn to my teacher /supervisor for guidance.	4.9	1.4	28.9 %	1.0	5.0	5.0	6.0	6.0

**The feedback that I have received has been important for my development and learning.**

The feedback that I have received has been important for my development and learning.	Number of responses
1 Totally disagree	3 (10.3%)
2	4 (13.8%)
3	3 (10.3%)
4	4 (13.8%)
5	7 (24.1%)
6 Totally agree	7 (24.1%)
Don't know	1 (3.4%)
Total	29 (100.0%)



	Mean	Standard Deviation	Coefficient of Variation	Min	Lower Quartile	Median	Upper Quartile	Max
The feedback that I have received has been important for my development and learning.	4.0	1.7	42.9 %	1.0	2.5	4.5	5.5	6.0