



Public Health Sciences - Concepts and Theories 7,5 Hp Fall 2025

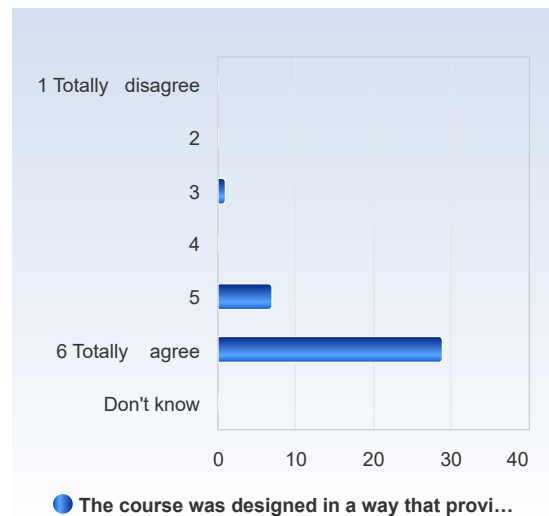
Respondents: 56
Answer Count: 37
Answer Frequency: 66.07%

Public Health Sciences - Concepts and Theories 7,5 Hp Fall 2025

Respondents: 56
Answer Count: 37
Answer Frequency: 66.07%

The course was designed in a way that provided me with opportunities for active learning. For example: seminars with discussions, group work, projects, student presentations, role play, peer learning, practical exercises, laboratory work, workplace-based learning, etc.

The course was designed in a way that provided me with opportunities for active learning. For example: seminars with discussions, group work, projects, student presentations, role play, peer learning, practical exercises, laboratory work, workplace-based learning, etc.	Number of responses
1 Totally disagree	0 (0.0%)
2	0 (0.0%)
3	1 (2.7%)
4	0 (0.0%)
5	7 (18.9%)
6 Totally agree	29 (78.4%)
Don't know	0 (0.0%)
Total	37 (100.0%)

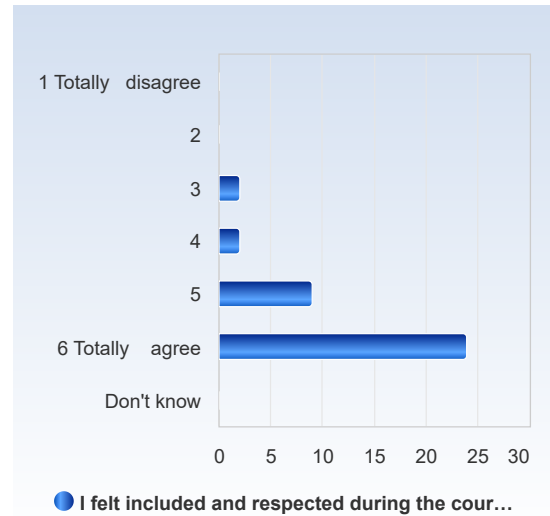


	Mean	Standard Deviation	Coefficient of Variation	Min	Lower Quartile	Median	Upper Quartile	Max
The course was designed in a way that provided me with opportunities for active learning. For example: seminars with discussions, group work, projects, student presentations, role play, peer learning, practical exercises, laboratory work, workplace-based learning, etc.	5.7	0.6	10.6 %	3.0	6.0	6.0	6.0	6.0



I felt included and respected during the course. For example: I was comfortable collaborating with other students, speaking in front of the group, answering teachers' questions, and I was listened to (not interrupted, ridiculed, or similar).

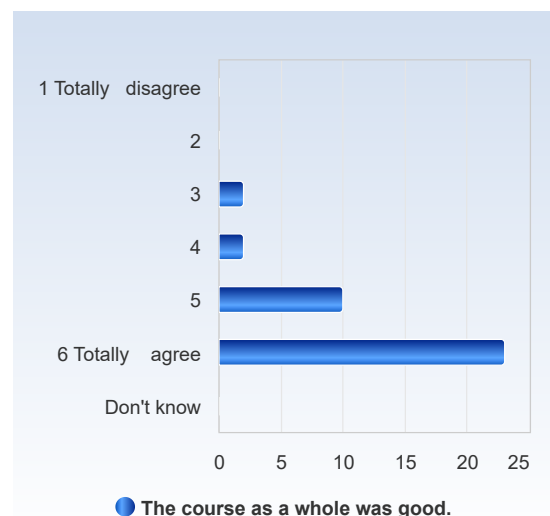
I felt included and respected during the course. For example: I was comfortable collaborating with other students, speaking in front of the group, answering teachers' questions, and I was listened to (not interrupted, ridiculed, or similar).	Number of responses
1 Totally disagree	0 (0.0%)
2	0 (0.0%)
3	2 (5.4%)
4	2 (5.4%)
5	9 (24.3%)
6 Totally agree	24 (64.9%)
Don't know	0 (0.0%)
Total	37 (100.0%)



	Mean	Standard Deviation	Coefficient of Variation	Min	Lower Quartile	Median	Upper Quartile	Max
I felt included and respected during the course. For example: I was comfortable collaborating with other students, speaking in front of the group, answering teachers' questions, and I was listened to (not interrupted, ridiculed, or similar).	5.5	0.8	15.3 %	3.0	5.0	6.0	6.0	6.0

The course as a whole was good.

The course as a whole was good.	Number of responses
1 Totally disagree	0 (0.0%)
2	0 (0.0%)
3	2 (5.4%)
4	2 (5.4%)
5	10 (27.0%)
6 Totally agree	23 (62.2%)
Don't know	0 (0.0%)
Total	37 (100.0%)

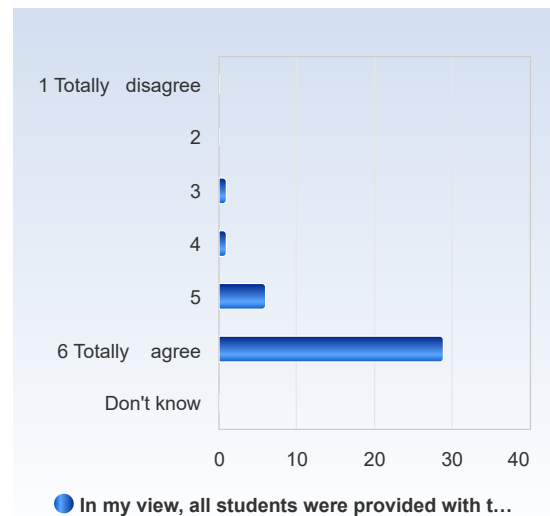


	Mean	Standard Deviation	Coefficient of Variation	Min	Lower Quartile	Median	Upper Quartile	Max
The course as a whole was good.	5.5	0.8	15.3 %	3.0	5.0	6.0	6.0	6.0



In my view, all students were provided with the same learning opportunities during the course.

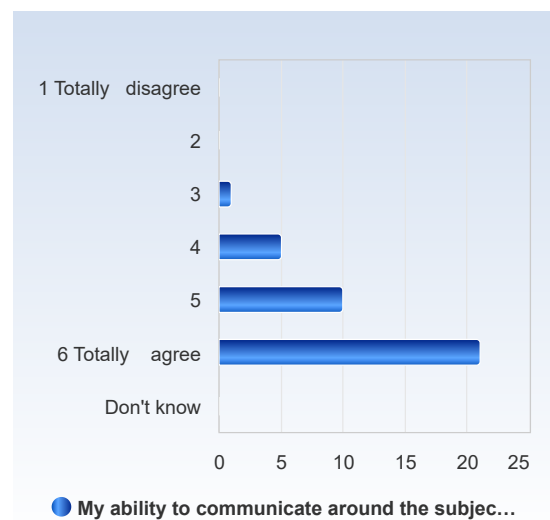
In my view, all students were provided with the same learning opportunities during the course.	Number of responses
1 Totally disagree	0 (0.0%)
2	0 (0.0%)
3	1 (2.7%)
4	1 (2.7%)
5	6 (16.2%)
6 Totally agree	29 (78.4%)
Don't know	0 (0.0%)
Total	37 (100.0%)



	Mean	Standard Deviation	Coefficient of Variation	Min	Lower Quartile	Median	Upper Quartile	Max
In my view, all students were provided with the same learning opportunities during the course.	5.7	0.7	11.6 %	3.0	6.0	6.0	6.0	6.0

My ability to communicate around the subject, both orally and in writing has increased during the course.

My ability to communicate around the subject, both orally and in writing has increased during the course.	Number of responses
1 Totally disagree	0 (0.0%)
2	0 (0.0%)
3	1 (2.7%)
4	5 (13.5%)
5	10 (27.0%)
6 Totally agree	21 (56.8%)
Don't know	0 (0.0%)
Total	37 (100.0%)

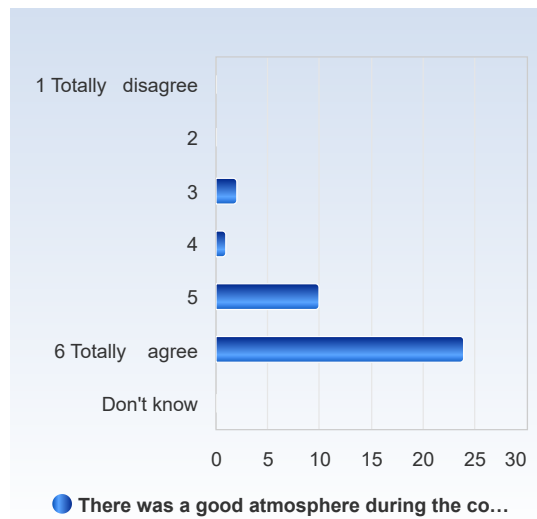




	Mean	Standard Deviation	Coefficient of Variation	Min	Lower Quartile	Median	Upper Quartile	Max
My ability to communicate around the subject, both orally and in writing has increased during the course.	5.4	0.8	15.4 %	3.0	5.0	6.0	6.0	6.0

There was a good atmosphere during the course.

There was a good atmosphere during the course.	Number of responses
1 Totally disagree	0 (0.0%)
2	0 (0.0%)
3	2 (5.4%)
4	1 (2.7%)
5	10 (27.0%)
6 Totally agree	24 (64.9%)
Don't know	0 (0.0%)
Total	37 (100.0%)



	Mean	Standard Deviation	Coefficient of Variation	Min	Lower Quartile	Median	Upper Quartile	Max
There was a good atmosphere during the course.	5.5	0.8	14.6 %	3.0	5.0	6.0	6.0	6.0



I have had enough time to reflect on what I have learned.

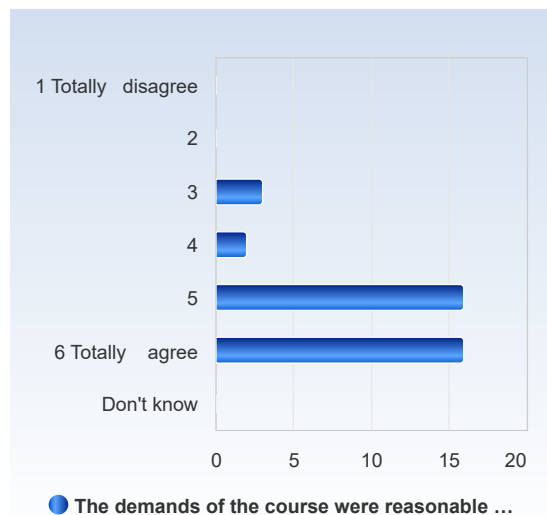
I have had enough time to reflect on what I have learned.	Number of responses
1 Totally disagree	0 (0.0%)
2	1 (2.7%)
3	6 (16.2%)
4	9 (24.3%)
5	9 (24.3%)
6 Totally agree	12 (32.4%)
Don't know	0 (0.0%)
Total	37 (100.0%)



	Mean	Standard Deviation	Coefficient of Variation	Min	Lower Quartile	Median	Upper Quartile	Max
I have had enough time to reflect on what I have learned.	4.7	1.2	25.2 %	2.0	4.0	5.0	6.0	6.0

The demands of the course were reasonable in relation to the learning outcomes.

The demands of the course were reasonable in relation to the learning outcomes.	Number of responses
1 Totally disagree	0 (0.0%)
2	0 (0.0%)
3	3 (8.1%)
4	2 (5.4%)
5	16 (43.2%)
6 Totally agree	16 (43.2%)
Don't know	0 (0.0%)
Total	37 (100.0%)

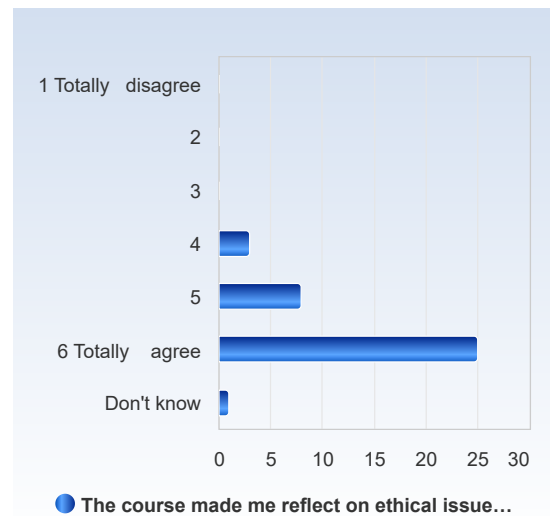


	Mean	Standard Deviation	Coefficient of Variation	Min	Lower Quartile	Median	Upper Quartile	Max
The demands of the course were reasonable in relation to the learning outcomes.	5.2	0.9	17.0 %	3.0	5.0	5.0	6.0	6.0



The course made me reflect on ethical issues and how to act in diverse situations.

The course made me reflect on ethical issues and how to act in diverse situations.	Number of responses
1 Totally disagree	0 (0.0%)
2	0 (0.0%)
3	0 (0.0%)
4	3 (8.1%)
5	8 (21.6%)
6 Totally agree	25 (67.6%)
Don't know	1 (2.7%)
Total	37 (100.0%)



	Mean	Standard Deviation	Coefficient of Variation	Min	Lower Quartile	Median	Upper Quartile	Max
The course made me reflect on ethical issues and how to act in diverse situations.	5.6	0.6	11.5 %	4.0	5.0	6.0	6.0	6.0