



Qualitative Research and Evaluation Methods in Disasters 5HD005 / 2QA357

Spring 2026

Respondents: 36
Answer Count: 19
Answer Frequency: 52.78%

Qualitative Research and Evaluation Methods in Disasters 5HD005 / 2QA357

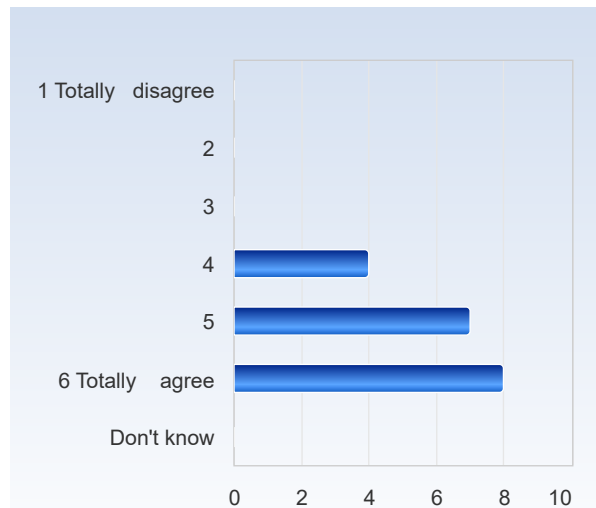
Spring 2026

Respondents: 36
Answer Count: 19
Answer Frequency: 52.78%

The course was designed in a way that provided me with opportunities for active learning. For example: seminars with discussions, group work, projects, student presentations, role play, peer learning, practical exercises, laboratory work, workplace-based learning, etc.

The course was designed in a way that provided me with opportunities for active learning. For example: seminars with discussions, group work, projects, student presentations, role play, peer learning, practical exercises, laboratory work, workplace-based learning, etc.

	Number of responses
1 Totally disagree	0 (0.0%)
2	0 (0.0%)
3	0 (0.0%)
4	4 (21.1%)
5	7 (36.8%)
6 Totally agree	8 (42.1%)
Don't know	0 (0.0%)
Total	19 (100.0%)



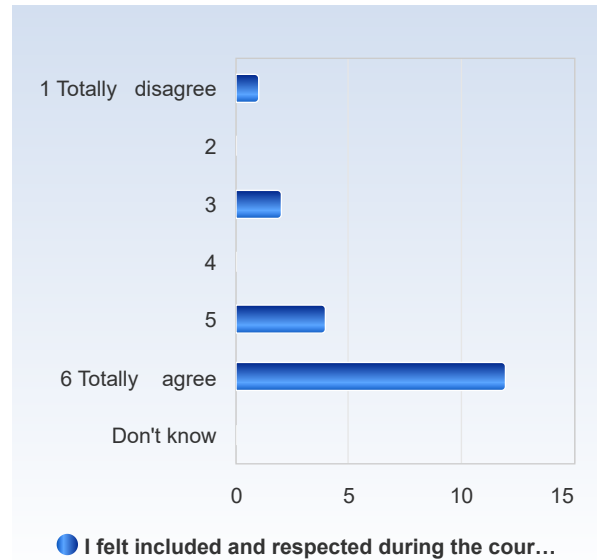
The course was designed in a way that provi...

	Mean	Standard Deviation	Coefficient of Variation	Min	Lower Quartile	Median	Upper Quartile	Max
The course was designed in a way that provided me with opportunities for active learning. For example: seminars with discussions, group work, projects, student presentations, role play, peer learning, practical exercises, laboratory work, workplace-based learning, etc.	5.2	0.8	15.1 %	4.0	5.0	5.0	6.0	6.0



I felt included and respected during the course. For example: I was comfortable collaborating with other students, speaking in front of the group, answering teachers' questions, and I was listened to (not interrupted, ridiculed, or similar).

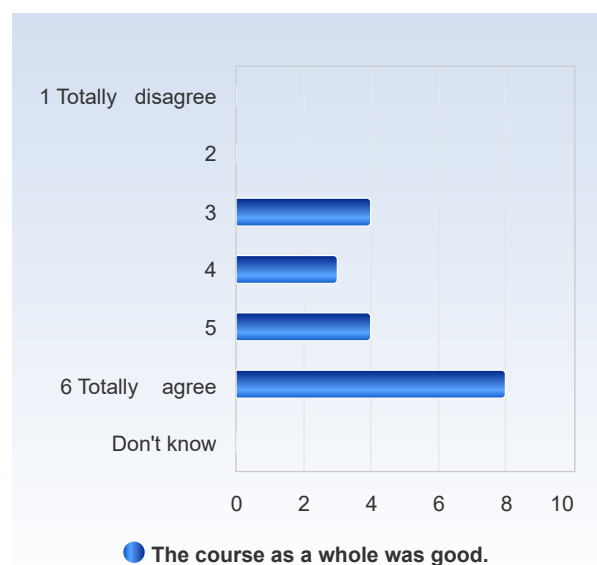
I felt included and respected during the course. For example: I was comfortable collaborating with other students, speaking in front of the group, answering teachers' questions, and I was listened to (not interrupted, ridiculed, or similar).	Number of responses
1 Totally disagree	1 (5.3%)
2	0 (0.0%)
3	2 (10.5%)
4	0 (0.0%)
5	4 (21.1%)
6 Totally agree	12 (63.2%)
Don't know	0 (0.0%)
Total	19 (100.0%)



	Mean	Standard Deviation	Coefficient of Variation	Min	Lower Quartile	Median	Upper Quartile	Max
I felt included and respected during the course. For example: I was comfortable collaborating with other students, speaking in front of the group, answering teachers' questions, and I was listened to (not interrupted, ridiculed, or similar).	5.2	1.4	26.8 %	1.0	5.0	6.0	6.0	6.0

The course as a whole was good.

The course as a whole was good.	Number of responses
1 Totally disagree	0 (0.0%)
2	0 (0.0%)
3	4 (21.1%)
4	3 (15.8%)
5	4 (21.1%)
6 Totally agree	8 (42.1%)
Don't know	0 (0.0%)
Total	19 (100.0%)

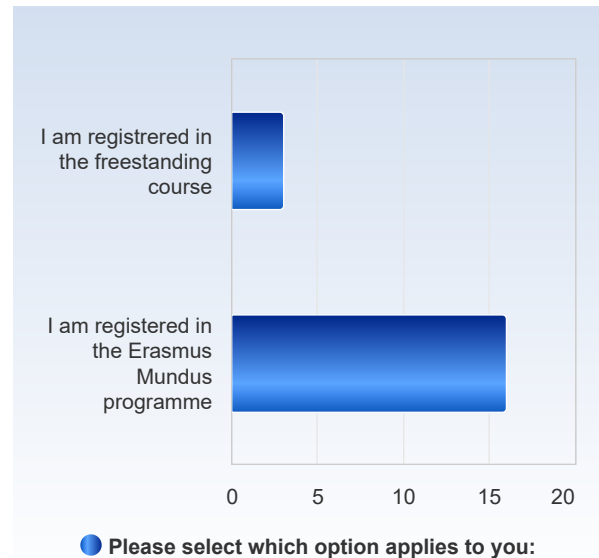


	Mean	Standard Deviation	Coefficient of Variation	Min	Lower Quartile	Median	Upper Quartile	Max
The course as a whole was good.	4.8	1.2	25.1 %	3.0	4.0	5.0	6.0	6.0



Please select which option applies to you:

Please select which option applies to you:	Number of responses
I am registered in the freestanding course	3 (15.8%)
I am registered in the Erasmus Mundus programme	16 (84.2%)
Total	19 (100.0%)



Please select which option applies to you:

	Mean	Standard Deviation	Coefficient of Variation	Min	Lower Quartile	Median	Upper Quartile	Max
Please select which option applies to you:	1.8	0.4	20.3 %	1.0	2.0	2.0	2.0	2.0