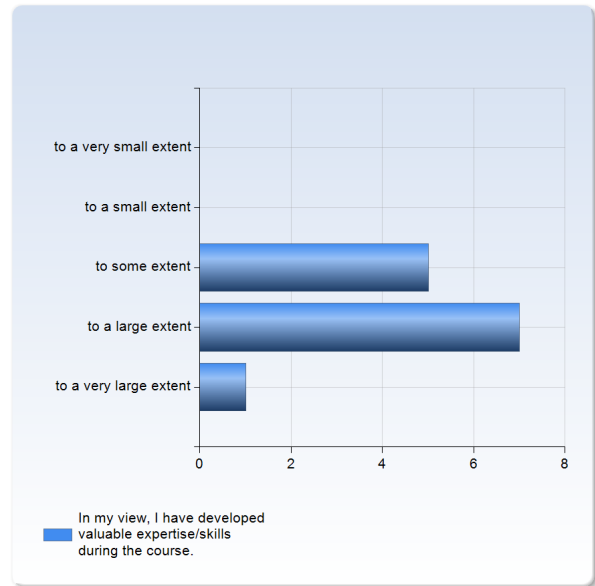


Course evaluation - 5HI003/1QA116 Health Care Organization and Management [in the Digital Age] (7.5 hp), HT17

Respondents: 17
 Answer Count: 13
 Answer Frequency: 76.47 %

In my view, I have developed valuable expertise/skills during the course.

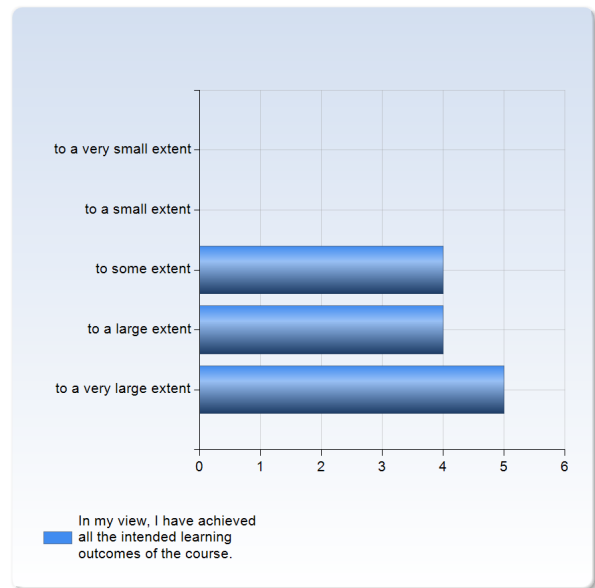
In my view, I have developed valuable expertise /skills during the course.	Number of Responses
to a very small extent	0 (0.0%)
to a small extent	0 (0.0%)
to some extent	5 (38.5%)
to a large extent	7 (53.8%)
to a very large extent	1 (7.7%)
Total	13 (100.0%)



	Mean	Standard Deviation	Coefficient of Variation	Min	Lower Quartile	Median	Upper Quartile	Max
In my view, I have developed valuable expertise/skills during the course.	3.7	0.6	17.1 %	3.0	3.0	4.0	4.0	5.0

In my view, I have achieved all the intended learning outcomes of the course.

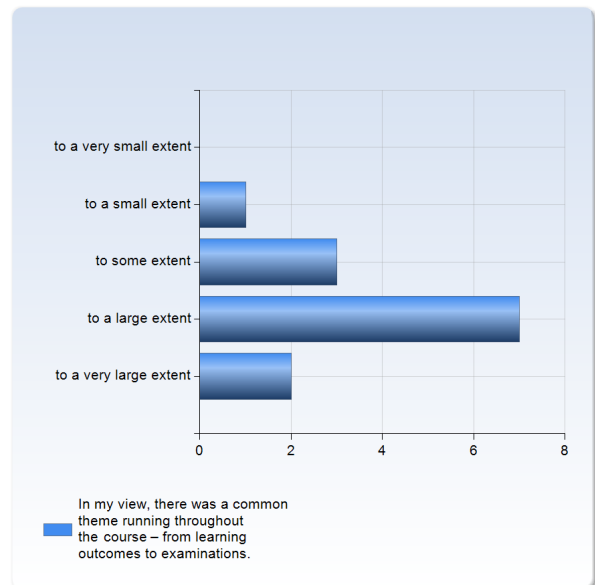
In my view, I have achieved all the intended learning outcomes of the course.	Number of Responses
to a very small extent	0 (0.0%)
to a small extent	0 (0.0%)
to some extent	4 (30.8%)
to a large extent	4 (30.8%)
to a very large extent	5 (38.5%)
Total	13 (100.0%)



	Mean	Standard Deviation	Coefficient of Variation	Min	Lower Quartile	Median	Upper Quartile	Max
In my view, I have achieved all the intended learning outcomes of the course.	4.1	0.9	21.2 %	3.0	3.0	4.0	5.0	5.0

In my view, there was a common theme running throughout the course – from learning outcomes to examinations.

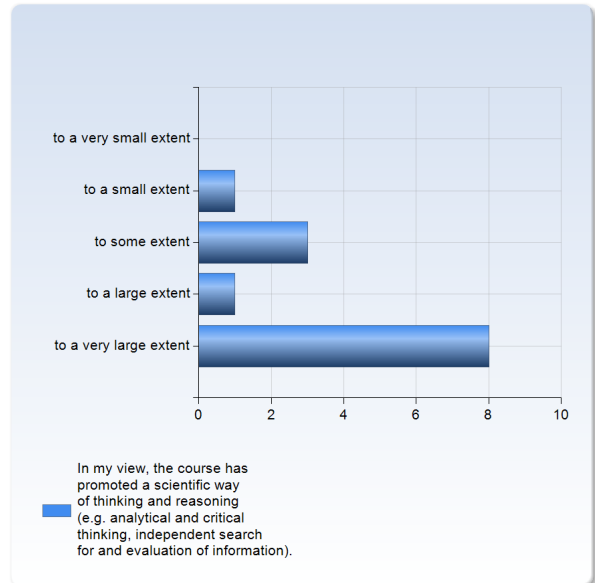
In my view, there was a common theme running throughout the course – from learning outcomes to examinations.	Number of Responses
to a very small extent	0 (0.0%)
to a small extent	1 (7.7%)
to some extent	3 (23.1%)
to a large extent	7 (53.8%)
to a very large extent	2 (15.4%)
Total	13 (100.0%)



	Mean	Standard Deviation	Coefficient of Variation	Min	Lower Quartile	Median	Upper Quartile	Max
In my view, there was a common theme running throughout the course – from learning outcomes to examinations.	3.8	0.8	22.1 %	2.0	3.0	4.0	4.0	5.0

In my view, the course has promoted a scientific way of thinking and reasoning (e.g. analytical and critical thinking, independent search for and evaluation of information).

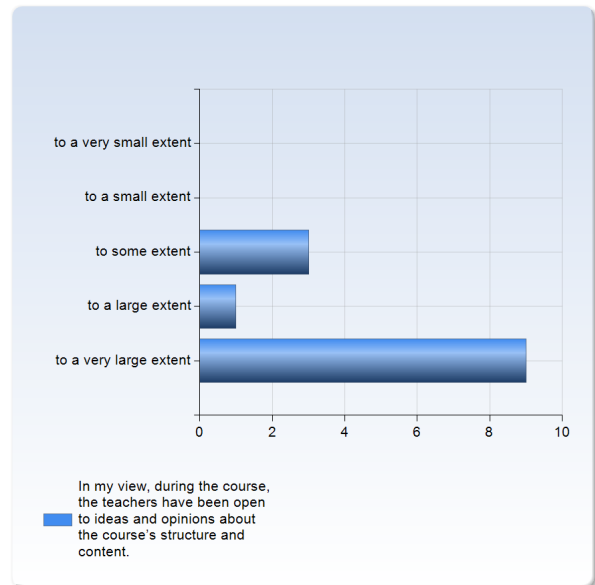
In my view, the course has promoted a scientific way of thinking and reasoning (e.g. analytical and critical thinking, independent search for and evaluation of information).	Number of Responses
to a very small extent	0 (0.0%)
to a small extent	1 (7.7%)
to some extent	3 (23.1%)
to a large extent	1 (7.7%)
to a very large extent	8 (61.5%)
Total	13 (100.0%)



In my view, the course has promoted a scientific way of thinking and reasoning (e.g. analytical and critical thinking, independent search for and evaluation of information).	Mean	Standard Deviation	Coefficient of Variation	Lower Min	Lower Quartile	Median	Upper Quartile	Upper Max
		4.2	1.1	25.8 %	2.0	3.0	5.0	5.0

In my view, during the course, the teachers have been open to ideas and opinions about the course's structure and content.

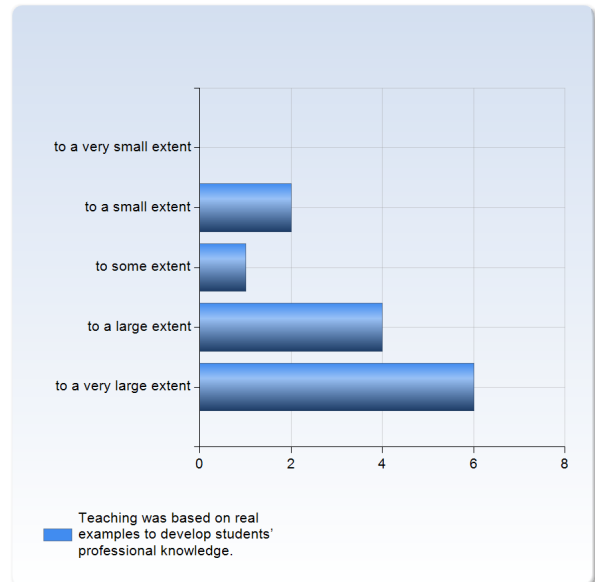
In my view, during the course, the teachers have been open to ideas and opinions about the course's structure and content.	Number of Responses
to a very small extent	0 (0.0%)
to a small extent	0 (0.0%)
to some extent	3 (23.1%)
to a large extent	1 (7.7%)
to a very large extent	9 (69.2%)
Total	13 (100.0%)



	Mean	Standard Deviation	Coefficient of Variation	Min	Lower Quartile	Median	Upper Quartile	Max
In my view, during the course, the teachers have been open to ideas and opinions about the course's structure and content.	4.5	0.9	19.7 %	3.0	4.0	5.0	5.0	5.0

Teaching was based on real examples to develop students' professional knowledge.

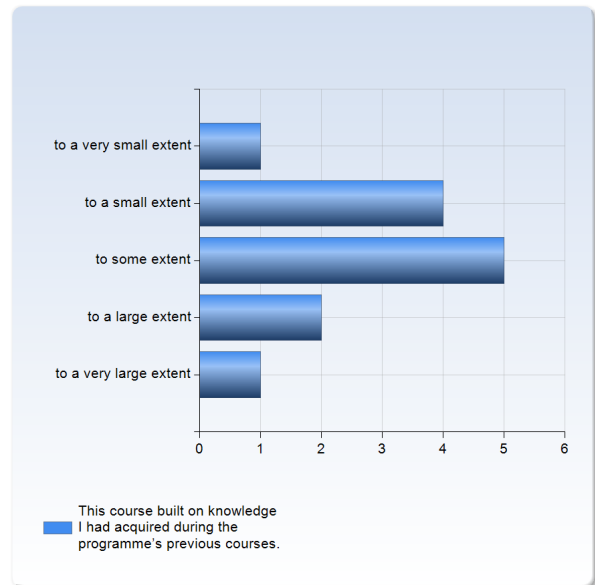
Teaching was based on real examples to develop students' professional knowledge.	Number of Responses
to a very small extent	0 (0.0%)
to a small extent	2 (15.4%)
to some extent	1 (7.7%)
to a large extent	4 (30.8%)
to a very large extent	6 (46.2%)
Total	13 (100.0%)



	Mean	Standard Deviation	Coefficient of Variation	Min	Lower Quartile	Median	Upper Quartile	Max
Teaching was based on real examples to develop students' professional knowledge.	4.1	1.1	27.4 %	2.0	4.0	4.0	5.0	5.0

This course built on knowledge I had acquired during the programme's previous courses.

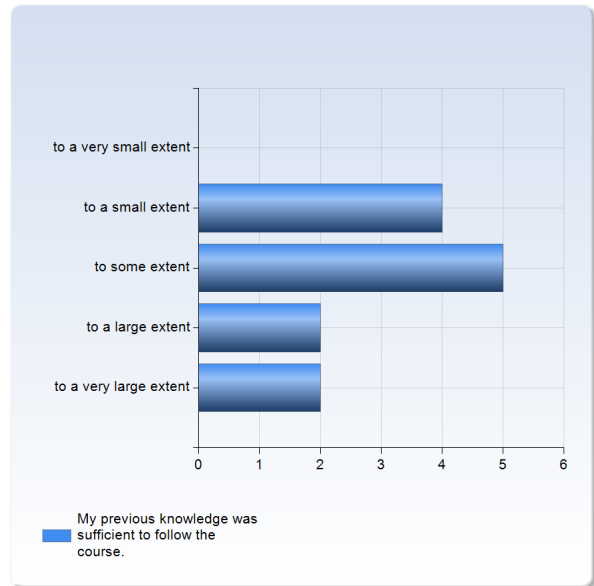
This course built on knowledge I had acquired during the programme's previous courses.	Number of Responses
to a very small extent	1 (7.7%)
to a small extent	4 (30.8%)
to some extent	5 (38.5%)
to a large extent	2 (15.4%)
to a very large extent	1 (7.7%)
Total	13 (100.0%)



	Mean	Standard Deviation	Coefficient of Variation	Min	Lower Quartile	Median	Upper Quartile	Max
This course built on knowledge I had acquired during the programme's previous courses.	2.8	1.1	37.5 %	1.0	2.0	3.0	3.0	5.0

My previous knowledge was sufficient to follow the course.

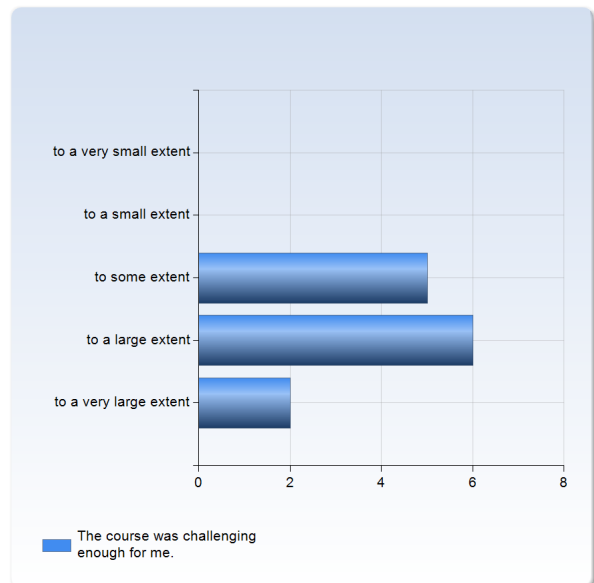
My previous knowledge was sufficient to follow the course.	Number of Responses
to a very small extent	0 (0.0%)
to a small extent	4 (30.8%)
to some extent	5 (38.5%)
to a large extent	2 (15.4%)
to a very large extent	2 (15.4%)
Total	13 (100.0%)



	Mean	Standard Deviation	Coefficient of Variation	Min	Lower Quartile	Median	Upper Quartile	Max
My previous knowledge was sufficient to follow the course.	3.2	1.1	33.9 %	2.0	2.0	3.0	4.0	5.0

The course was challenging enough for me.

The course was challenging enough for me.	Number of Responses
to a very small extent	0 (0.0%)
to a small extent	0 (0.0%)
to some extent	5 (38.5%)
to a large extent	6 (46.2%)
to a very large extent	2 (15.4%)
Total	13 (100.0%)



	Mean	Standard Deviation	Coefficient of Variation	Min	Lower Quartile	Median	Upper Quartile	Max
The course was challenging enough for me.	3.8	0.7	19.2 %	3.0	3.0	4.0	4.0	5.0

What has been especially good during the course? Motivate.

What has been especially good during the course? Motivate.

Absolutely loved the group activities and guest lectures that were conducted! The innovative learning and organizational approaches that were taught were very resourceful!

The world cafe and jigsaw methodology

Learnibg methods, the case and WHO framework

- teaching methodology
- world cafe
- study visits
- assignment subjects
- the positive attitude of all the course contributors
- the fact that you wanted us to engage in each and every lecture
- the out of the blue presentations

diverse of content

Group work and peer reviews

Jigsaw and world café session, plus the study visits. Also, the dynamic way of learning.

Study visits

A lot of innovative strategies for team work, personal work planning and feedback.

The world cafe and jigsaw sessions were two great ways to engage students. Highly recommend you to keep them till next year.

study visits

Honestly , I felt everyday was new to me , practical work during the course live videos, guest lectures everything was amazing . Only one thing I would like to mention is please explain about assignment precisely so that everyone would do their best.

Group works, lectures, invited lectures and that instructors were open to new suggestions.

This can be improved during the course: (give as constructive suggestions as possible)

This can be improved during the course: (give as constructive suggestions as possible)

Loved the course content but I would have preferred if there was more content added per week. The course was suited for somebody with a part time job but for students who have come to only study, it wasn't as intensive as expected. More lectures would definitely be a major plus point!

The assignments should be published at least at Sunday night so we can have an early insight of what the students are going to do in the week. Also instead of introduction to assignment at the beginning of week there should be a proper lecture describing the basics of the theme of the week to build a foundation on subject matter.

Ho through the theorie before assignment. This is not a remote couose of self study

- It would be beneficial if you uploaded the assignments earlier. Personally, I needed more time to study the literature not only for the assignment but because i found it interesting. And because it's hard to deal with those kinds of assignments in such a limited amount of time, while you are working.

- It would be great if you change the constellation of groups each week

- more lectures, study cases and different countries

more lectures during week

If possible more lectures start of the week

Having more in class lectures, having overall view of the assignments in the first week of the course, having longer study visits so that students can observe more.

Fewer assignments, fewer interactive lectures. More litteraturebased lectures, more structure in the course.

Give references that make clearer the path that should be followed to learn the ILO. Sometimes the main week topic was lost between the large amount of week's literature.

Less focus on group assignments, imo. Although working with other students can be great at times, I think focusing more on individual assignments and then having, say, a jigsaw or world cafe session at the end of the week would be so much more fruitful. But I guess there would be mixed feelings towards that approach. Some people enjoy working in groups, after all.

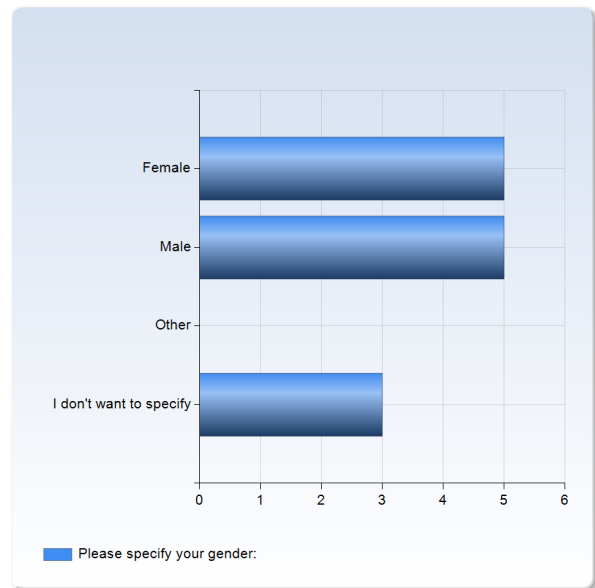
more lectures.

Precisely explain about assignment .

Scheduling (of the assignments) can be slightly improved. Otherwise excellent course.

Please specify your gender:

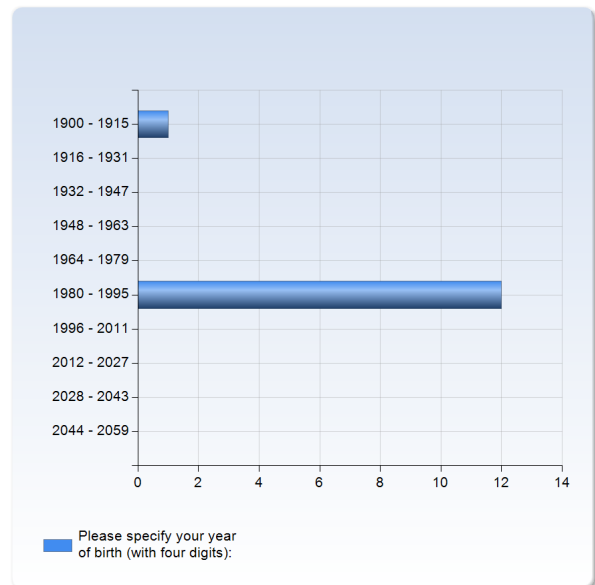
Please specify your gender:	Number of Responses
Female	5 (38.5%)
Male	5 (38.5%)
Other	0 (0.0%)
I don't want to specify	3 (23.1%)
Total	13 (100.0%)



	Mean	Standard Deviation	Coefficient of Variation	Min	Lower Quartile	Median	Upper Quartile	Max
Please specify your gender:	2.1	1.2	57.2 %	1.0	1.0	2.0	2.0	4.0

Please specify your year of birth (with four digits):

Please specify your year of birth (with four digits):	Number of Responses
1900 - 1915	1 (7.7%)
1916 - 1931	0 (0.0%)
1932 - 1947	0 (0.0%)
1948 - 1963	0 (0.0%)
1964 - 1979	0 (0.0%)
1980 - 1995	12 (92.3%)
1996 - 2011	0 (0.0%)
2012 - 2027	0 (0.0%)
2028 - 2043	0 (0.0%)
2044 - 2059	0 (0.0%)
Total	13 (100.0%)



	Mean	Standard Deviation	Coefficient of Variation	Min	Lower Quartile	Median	Upper Quartile	Max
Please specify your year of birth (with four digits):	1983.1	25.3	1.3 %	1900.0	1988.0	1990.0	1993.0	1995.0