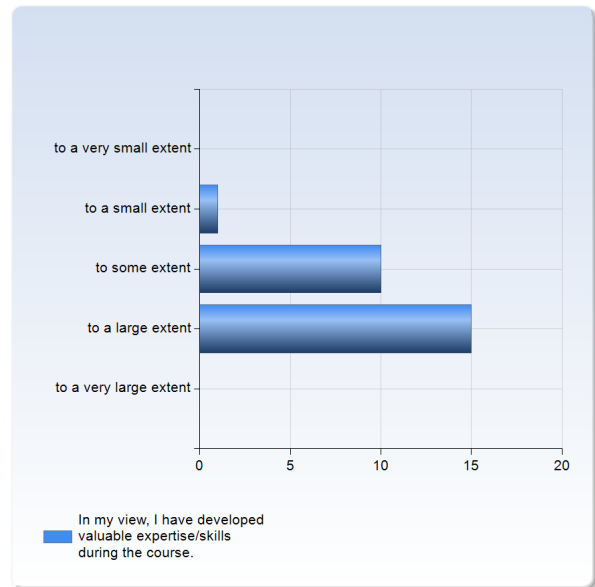


Applied communication in Biomedicine 3, ACB3 (4BI098), 2019

Respondents: 42
Answer Count: 26
Answer Frequency: 61.90%

In my view, I have developed valuable expertise/skills during the course.

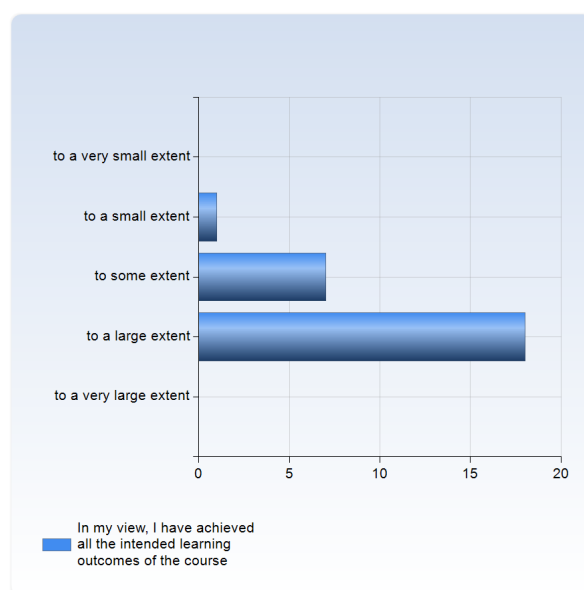
In my view, I have developed valuable expertise /skills during the course.	Number of Responses
to a very small extent	0 (0.0%)
to a small extent	1 (3.8%)
to some extent	10 (38.5%)
to a large extent	15 (57.7%)
to a very large extent	0 (0.0%)
Total	26 (100.0%)



	Mean	Standard Deviation	Coefficient of Variation	Min	Lower Quartile	Median	Upper Quartile	Max
In my view, I have developed valuable expertise/skills during the course.	3.5	0.6	16.4 %	2.0	3.0	4.0	4.0	4.0

In my view, I have achieved all the intended learning outcomes of the course

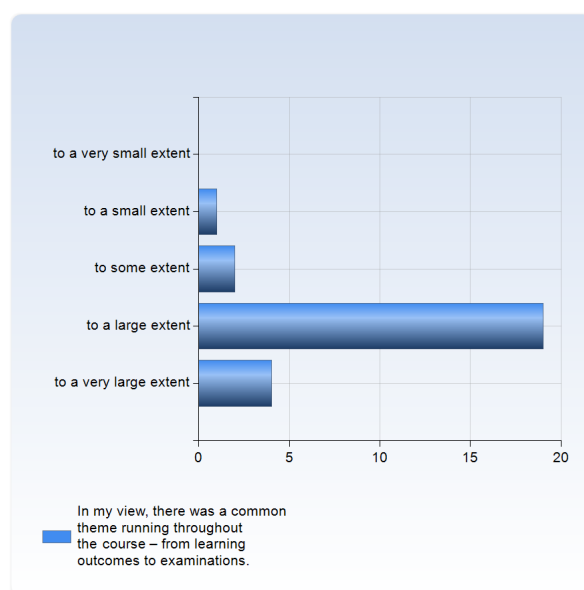
In my view, I have achieved all the intended learning outcomes of the course	Number of Responses
to a very small extent	0 (0.0%)
to a small extent	1 (3.8%)
to some extent	7 (26.9%)
to a large extent	18 (69.2%)
to a very large extent	0 (0.0%)
Total	26 (100.0%)



	Mean	Standard Deviation	Coefficient of Variation	Min	Lower Quartile	Median	Upper Quartile	Max
In my view, I have achieved all the intended learning outcomes of the course	3.7	0.6	15.4 %	2.0	3.0	4.0	4.0	4.0

In my view, there was a common theme running throughout the course – from learning outcomes to examinations.

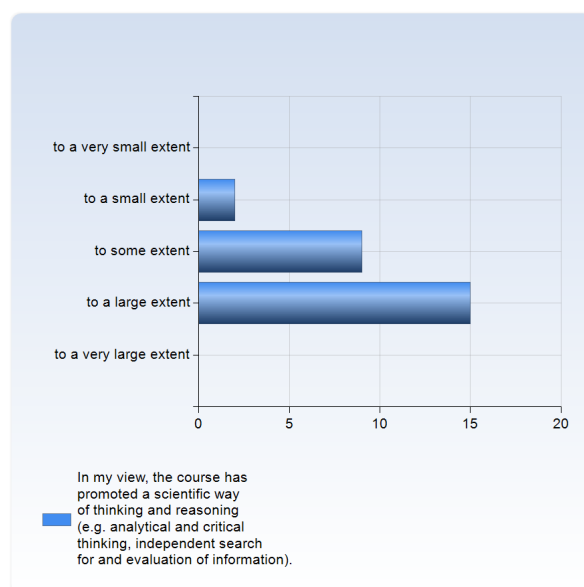
In my view, there was a common theme running throughout the course – from learning outcomes to examinations.	Number of Responses
to a very small extent	0 (0.0%)
to a small extent	1 (3.8%)
to some extent	2 (7.7%)
to a large extent	19 (73.1%)
to a very large extent	4 (15.4%)
Total	26 (100.0%)



	Mean	Standard Deviation	Coefficient of Variation	Min	Lower Quartile	Median	Upper Quartile	Max
In my view, there was a common theme running throughout the course – from learning outcomes to examinations.	4.0	0.6	15.8 %	2.0	4.0	4.0	4.0	5.0

In my view, the course has promoted a scientific way of thinking and reasoning (e.g. analytical and critical thinking, independent search for and evaluation of information).

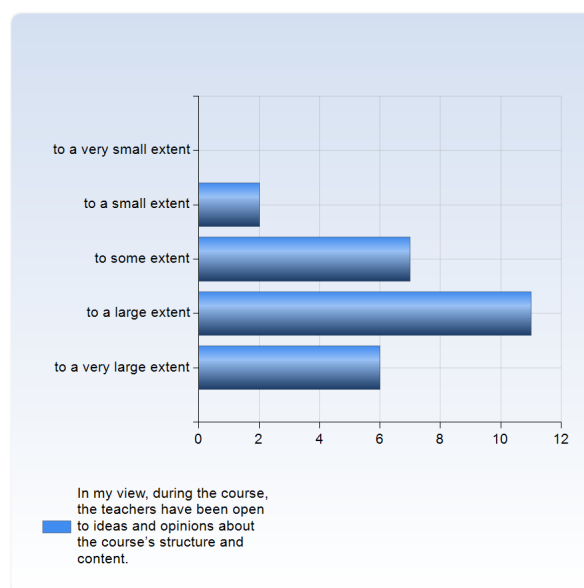
In my view, the course has promoted a scientific way of thinking and reasoning (e.g. analytical and critical thinking, independent search for and evaluation of information).	Number of Responses
to a very small extent	0 (0.0%)
to a small extent	2 (7.7%)
to some extent	9 (34.6%)
to a large extent	15 (57.7%)
to a very large extent	0 (0.0%)
Total	26 (100.0%)



	Mean	Standard Deviation	Coefficient of Variation	Min	Lower Quartile	Median	Upper Quartile	Max
In my view, the course has promoted a scientific way of thinking and reasoning (e.g. analytical and critical thinking, independent search for and evaluation of information).	3.5	0.6	18.5 %	2.0	3.0	4.0	4.0	4.0

In my view, during the course, the teachers have been open to ideas and opinions about the course's structure and content.

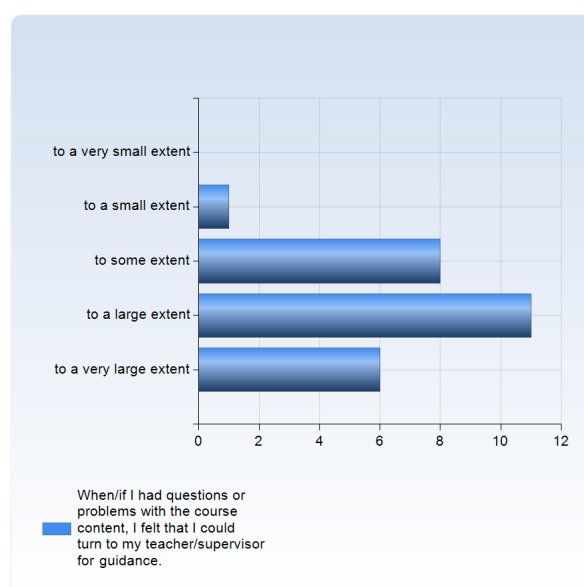
In my view, during the course, the teachers have been open to ideas and opinions about the course's structure and content.	Number of Responses
to a very small extent	0 (0.0%)
to a small extent	2 (7.7%)
to some extent	7 (26.9%)
to a large extent	11 (42.3%)
to a very large extent	6 (23.1%)
Total	26 (100.0%)



	Mean	Standard Deviation	Coefficient of Variation	Min	Lower Quartile	Median	Upper Quartile	Max
In my view, during the course, the teachers have been open to ideas and opinions about the course's structure and content.	3.8	0.9	23.5 %	2.0	3.0	4.0	4.0	5.0

When/if I had questions or problems with the course content, I felt that I could turn to my teacher/supervisor for guidance.

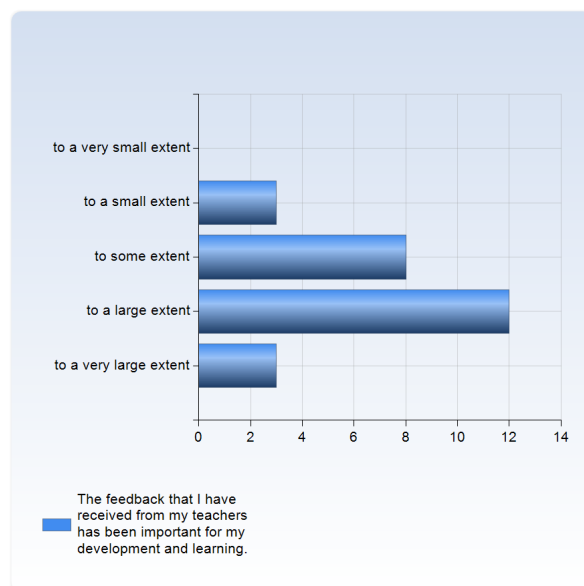
When/if I had questions or problems with the course content, I felt that I could turn to my teacher/supervisor for guidance.	Number of Responses
to a very small extent	0 (0.0%)
to a small extent	1 (3.8%)
to some extent	8 (30.8%)
to a large extent	11 (42.3%)
to a very large extent	6 (23.1%)
Total	26 (100.0%)



	Mean	Standard Deviation	Coefficient of Variation	Min	Lower Quartile	Median	Upper Quartile	Max
When/if I had questions or problems with the course content, I felt that I could turn to my teacher/supervisor for guidance.	3.8	0.8	21.7 %	2.0	3.0	4.0	4.0	5.0

The feedback that I have received from my teachers has been important for my development and learning.

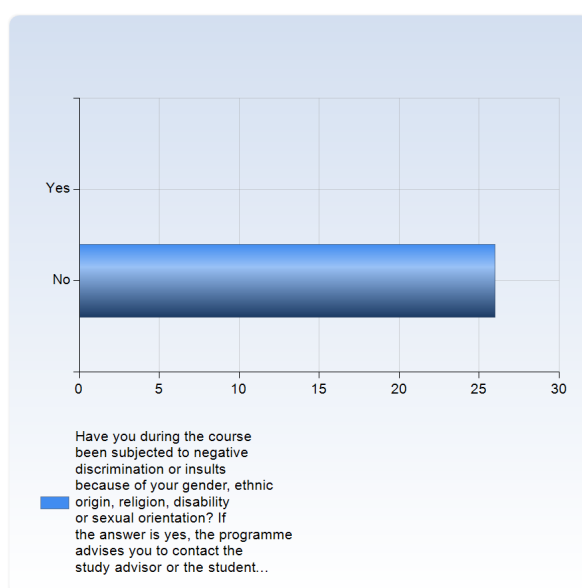
The feedback that I have received from my teachers has been important for my development and learning.	Number of Responses
to a very small extent	0 (0.0%)
to a small extent	3 (11.5%)
to some extent	8 (30.8%)
to a large extent	12 (46.2%)
to a very large extent	3 (11.5%)
Total	26 (100.0%)



	Mean	Standard Deviation	Coefficient of Variation	Min	Lower Quartile	Median	Upper Quartile	Max
The feedback that I have received from my teachers has been important for my development and learning.	3.6	0.9	23.9 %	2.0	3.0	4.0	4.0	5.0

Have you during the course been subjected to negative discrimination or insults because of your gender, ethnic origin, religion, disability or sexual orientation? If the answer is yes, the programme advises you to contact the study advisor or the student ombudsman; see KI webpage for Contact information.

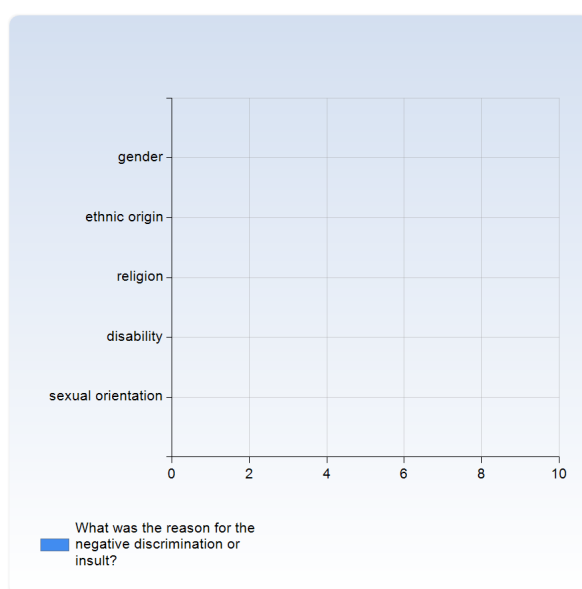
Have you during the course been subjected to negative discrimination or insults because of your gender, ethnic origin, religion, disability or sexual orientation? If the answer is yes, the programme advises you to contact the study advisor or the student ombudsman; see KI webpage for Contact information.	Number of Responses
Yes	0 (0.0%)
No	26 (100.0%)
Total	26 (100.0%)



	Mean	Standard Deviation	Coefficient of Variation	Lower Min	Lower Quartile	Median	Upper Quartile	Max
Have you during the course been subjected to negative discrimination or insults because of your gender, ethnic origin, religion, disability or sexual orientation? If the answer is yes, the programme advises you to contact the study advisor or the student ombudsman; see KI webpage for Contact information.	2.0	0.0	0.0 %	2.0	2.0	2.0	2.0	2.0

What was the reason for the negative discrimination or insult?

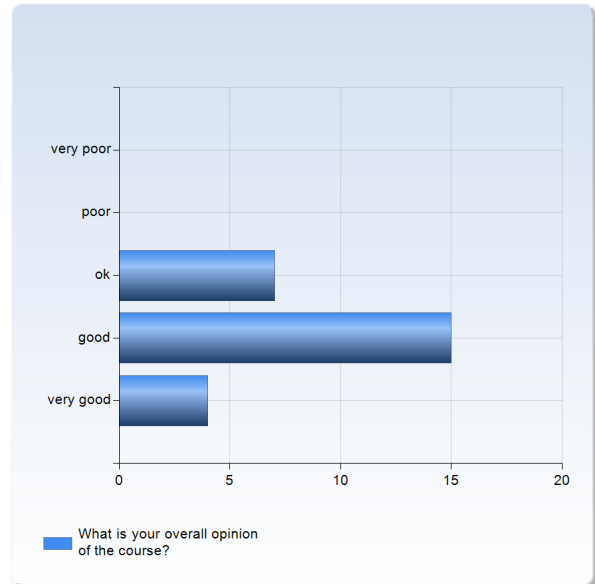
What was the reason for the negative discrimination or insult?	Number of Responses
gender	0 (0.0%)
ethnic origin	0 (0.0%)
religion	0 (0.0%)
disability	0 (0.0%)
sexual orientation	0 (0.0%)
Total	0 (0.0%)



	Mean	Standard Deviation	Coefficient of Variation	Min	Lower Quartile	Median	Upper Quartile	Max
What was the reason for the negative discrimination or insult?	0.0	0.0	NaN %	∞	0.0	0.0	0.0	$-\infty$

What is your overall opinion of the course?

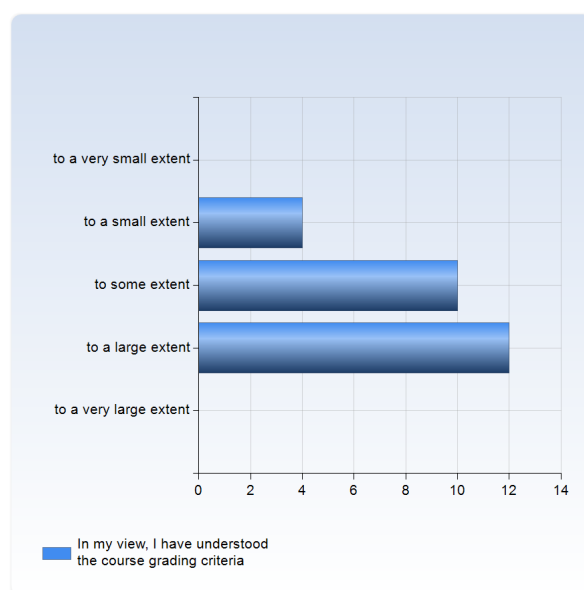
What is your overall opinion of the course?	Number of Responses
very poor	0 (0.0%)
poor	0 (0.0%)
ok	7 (26.9%)
good	15 (57.7%)
very good	4 (15.4%)
Total	26 (100.0%)



	Mean	Standard Deviation	Coefficient of Variation	Min	Lower Quartile	Median	Upper Quartile	Max
What is your overall opinion of the course?	3.9	0.7	16.8 %	3.0	3.5	4.0	4.0	5.0

In my view, I have understood the course grading criteria

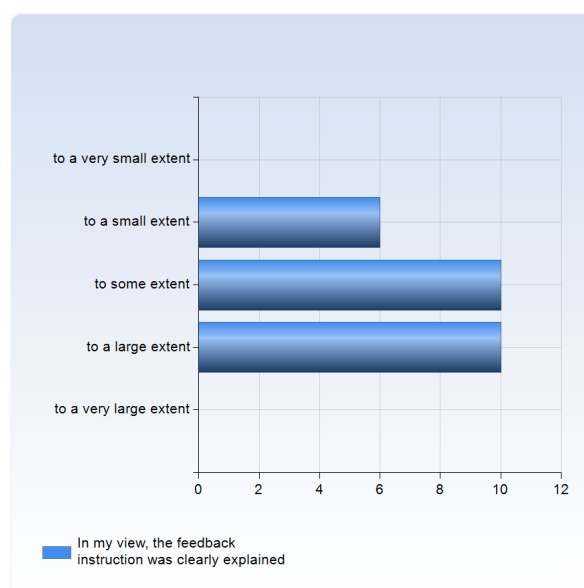
In my view, I have understood the course grading criteria	Number of Responses
to a very small extent	0 (0.0%)
to a small extent	4 (15.4%)
to some extent	10 (38.5%)
to a large extent	12 (46.2%)
to a very large extent	0 (0.0%)
Total	26 (100.0%)



	Mean	Standard Deviation	Coefficient of Variation	Min	Lower Quartile	Median	Upper Quartile	Max
In my view, I have understood the course grading criteria	3.3	0.7	22.2 %	2.0	3.0	3.0	4.0	4.0

In my view, the feedback instruction was clearly explained

In my view, the feedback instruction was clearly explained	Number of Responses
to a very small extent	0 (0.0%)
to a small extent	6 (23.1%)
to some extent	10 (38.5%)
to a large extent	10 (38.5%)
to a very large extent	0 (0.0%)
Total	26 (100.0%)



	Mean	Standard Deviation	Coefficient of Variation	Min	Lower Quartile	Median	Upper Quartile	Max
In my view, the feedback instruction was clearly explained	3.2	0.8	24.9 %	2.0	3.0	3.0	4.0	4.0