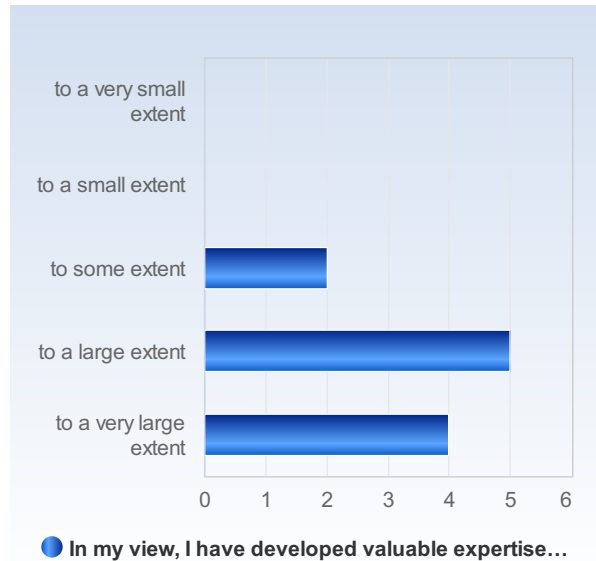


Course evaluation Applied epidemiology 1 – distribution of health (4FH089) Spring 2022

Respondents: 22
 Answer Count: 11
 Answer Frequency: 50.00%

In my view, I have developed valuable expertise /skills during the course.

In my view, I have developed valuable expertise /skills during the course.	Number of responses
to a very small extent	0 (0.0%)
to a small extent	0 (0.0%)
to some extent	2 (18.2%)
to a large extent	5 (45.5%)
to a very large extent	4 (36.4%)
Total	11 (100.0%)



	Mean	Standard Deviation	Coefficient of Variation	Min	Lower Quartile	Median	Upper Quartile	Max
In my view, I have developed valuable expertise/skills during the course.	4.2	0.8	18.0 %	3.0	4.0	4.0	5.0	5.0

In my view, I have achieved all the intended learning outcomes of the course.

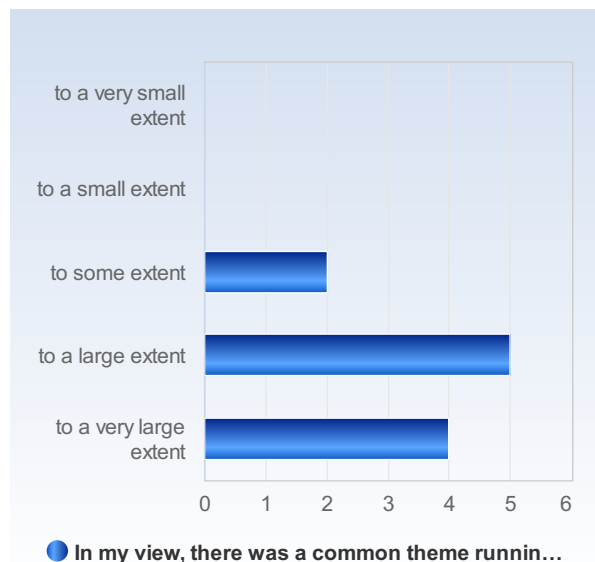
In my view, I have achieved all the intended learning outcomes of the course.	Number of responses
to a very small extent	0 (0.0%)
to a small extent	1 (9.1%)
to some extent	2 (18.2%)
to a large extent	6 (54.5%)
to a very large extent	2 (18.2%)
Total	11 (100.0%)



	Mean	Standard Deviation	Coefficient of Variation	Min	Lower Quartile	Median	Upper Quartile	Max
In my view, I have achieved all the intended learning outcomes of the course.	3.8	0.9	22.9 %	2.0	3.5	4.0	4.0	5.0

In my view, there was a common theme running throughout the course – from learning outcomes to examinations.

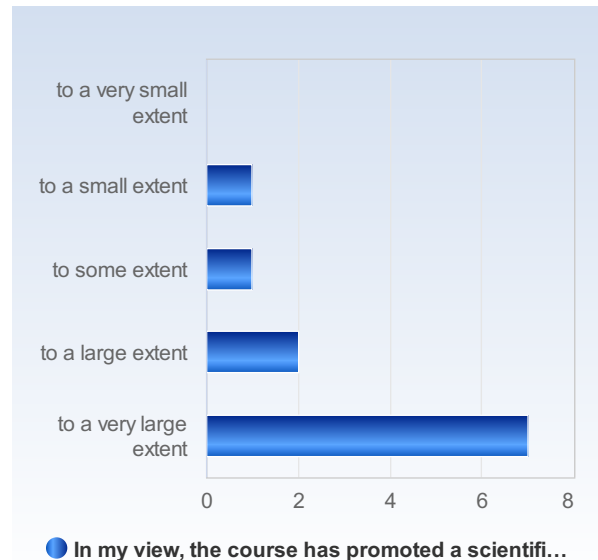
In my view, there was a common theme running throughout the course – from learning outcomes to examinations.	Number of responses
to a very small extent	0 (0.0%)
to a small extent	0 (0.0%)
to some extent	2 (18.2%)
to a large extent	5 (45.5%)
to a very large extent	4 (36.4%)
Total	11 (100.0%)



	Mean	Standard Deviation	Coefficient of Variation	Min	Lower Quartile	Median	Upper Quartile	Max
In my view, there was a common theme running throughout the course – from learning outcomes to examinations.	4.2	0.8	18.0 %	3.0	4.0	4.0	5.0	5.0

In my view, the course has promoted a scientific way of thinking and reasoning (e.g. analytical and critical thinking, independent search for and evaluation of information).

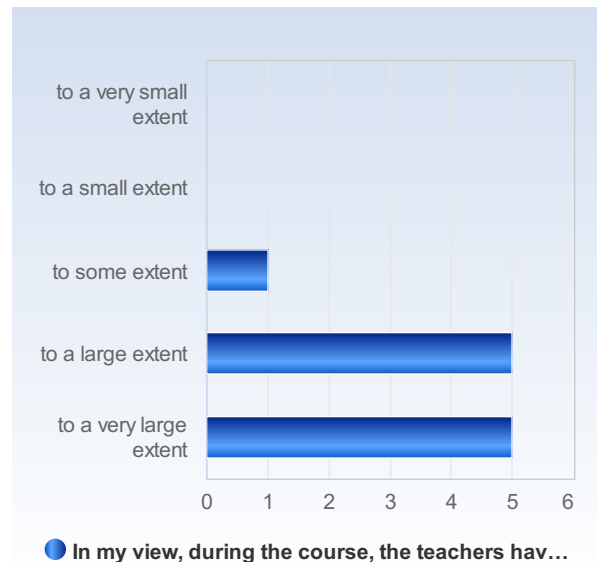
In my view, the course has promoted a scientific way of thinking and reasoning (e.g. analytical and critical thinking, independent search for and evaluation of information).	Number of responses
to a very small extent	0 (0.0%)
to a small extent	1 (9.1%)
to some extent	1 (9.1%)
to a large extent	2 (18.2%)
to a very large extent	7 (63.6%)
Total	11 (100.0%)



	Mean	Standard Deviation	Coefficient of Variation	Min	Lower Quartile	Median	Upper Quartile	Max
In my view, the course has promoted a scientific way of thinking and reasoning (e.g. analytical and critical thinking, independent search for and evaluation of information).	4.4	1.0	23.5 %	2.0	4.0	5.0	5.0	5.0

In my view, during the course, the teachers have been open to ideas and opinions about the course's structure and content.

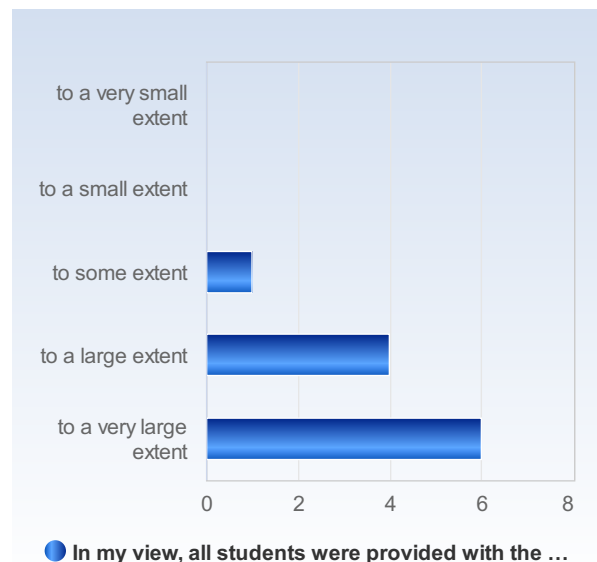
In my view, during the course, the teachers have been open to ideas and opinions about the course's structure and content.	Number of responses
to a very small extent	0 (0.0%)
to a small extent	0 (0.0%)
to some extent	1 (9.1%)
to a large extent	5 (45.5%)
to a very large extent	5 (45.5%)
Total	11 (100.0%)



	Mean	Standard Deviation	Coefficient of Variation	Min	Lower Quartile	Median	Upper Quartile	Max
In my view, during the course, the teachers have been open to ideas and opinions about the course's structure and content.	4.4	0.7	15.5 %	3.0	4.0	4.0	5.0	5.0

In my view, all students were provided with the same learning opportunities during the course.

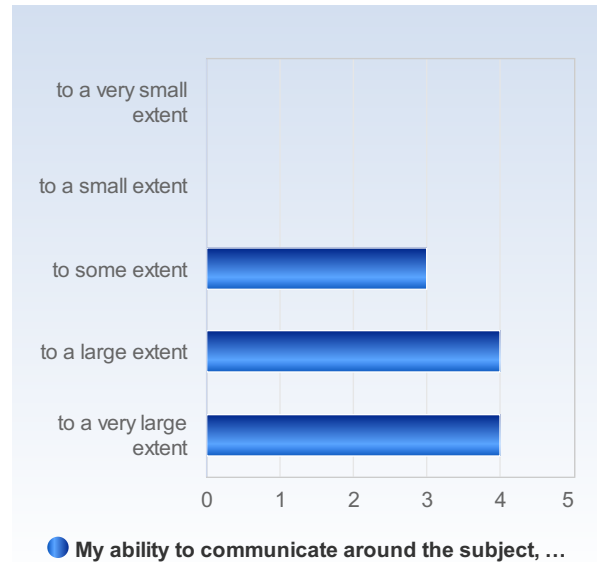
In my view, all students were provided with the same learning opportunities during the course.	Number of responses
to a very small extent	0 (0.0%)
to a small extent	0 (0.0%)
to some extent	1 (9.1%)
to a large extent	4 (36.4%)
to a very large extent	6 (54.5%)
Total	11 (100.0%)



	Mean	Standard Deviation	Coefficient of Variation	Min	Lower Quartile	Median	Upper Quartile	Max
In my view, all students were provided with the same learning opportunities during the course.	4.5	0.7	15.4 %	3.0	4.0	5.0	5.0	5.0

My ability to communicate around the subject, both orally and in writing has increased during the course.

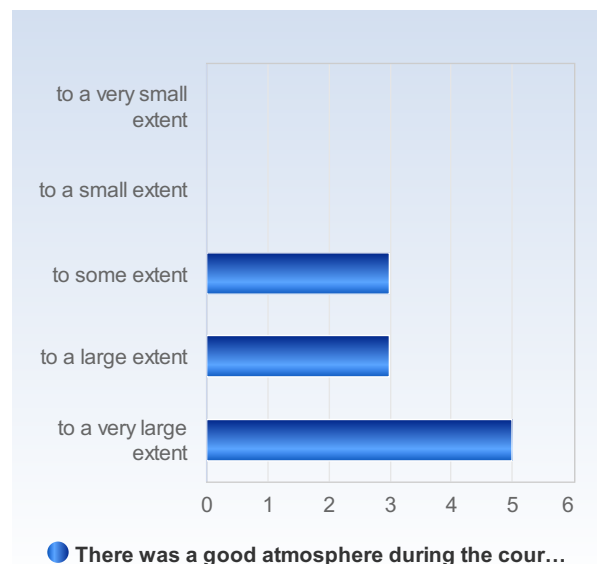
My ability to communicate around the subject, both orally and in writing has increased during the course.	Number of responses
to a very small extent	0 (0.0%)
to a small extent	0 (0.0%)
to some extent	3 (27.3%)
to a large extent	4 (36.4%)
to a very large extent	4 (36.4%)
Total	11 (100.0%)



	Mean	Standard Deviation	Coefficient of Variation	Min	Lower Quartile	Median	Upper Quartile	Max
My ability to communicate around the subject, both orally and in writing has increased during the course.	4.1	0.8	20.3 %	3.0	3.5	4.0	5.0	5.0

There was a good atmosphere during the course.

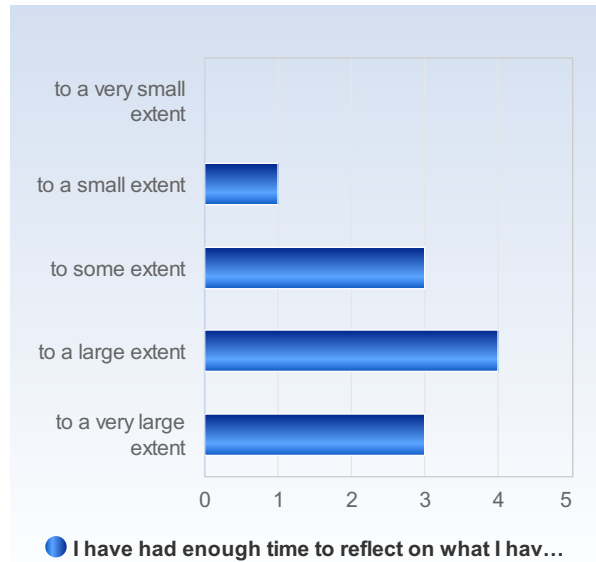
There was a good atmosphere during the course.	Number of responses
to a very small extent	0 (0.0%)
to a small extent	0 (0.0%)
to some extent	3 (27.3%)
to a large extent	3 (27.3%)
to a very large extent	5 (45.5%)
Total	11 (100.0%)



	Mean	Standard Deviation	Coefficient of Variation	Min	Lower Quartile	Median	Upper Quartile	Max
There was a good atmosphere during the course.	4.2	0.9	20.9 %	3.0	3.5	4.0	5.0	5.0

I have had enough time to reflect on what I have learned.

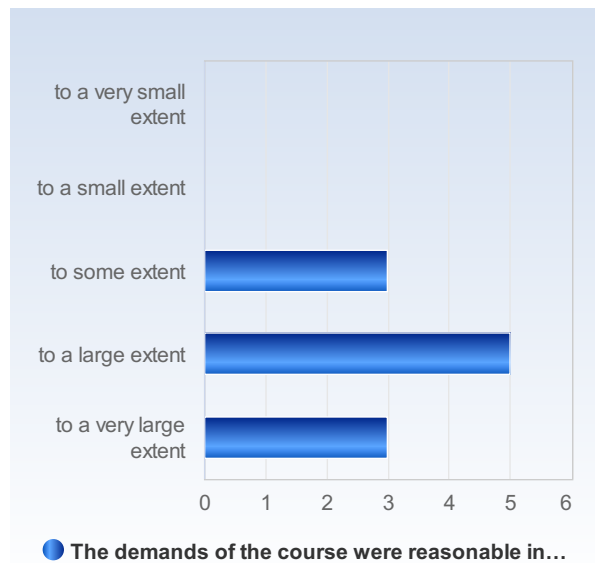
I have had enough time to reflect on what I have learned.	Number of responses
to a very small extent	0 (0.0%)
to a small extent	1 (9.1%)
to some extent	3 (27.3%)
to a large extent	4 (36.4%)
to a very large extent	3 (27.3%)
Total	11 (100.0%)



	Mean	Standard Deviation	Coefficient of Variation	Min	Lower Quartile	Median	Upper Quartile	Max
I have had enough time to reflect on what I have learned.	3.8	1.0	25.7 %	2.0	3.0	4.0	4.5	5.0

The demands of the course were reasonable in relation to the learning outcomes.

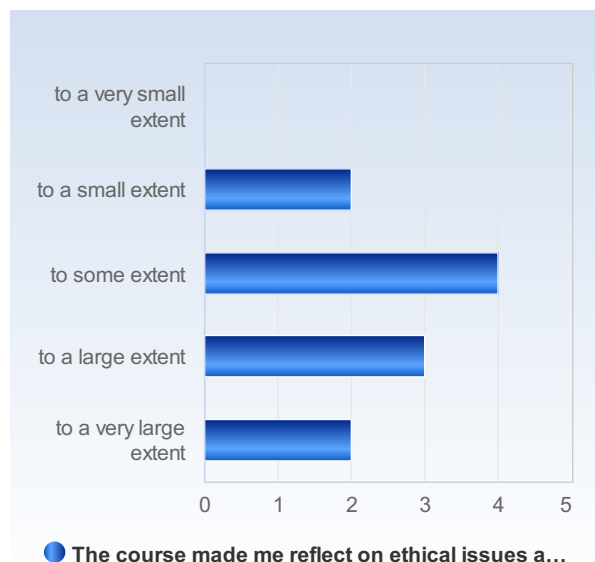
The demands of the course were reasonable in relation to the learning outcomes.	Number of responses
to a very small extent	0 (0.0%)
to a small extent	0 (0.0%)
to some extent	3 (27.3%)
to a large extent	5 (45.5%)
to a very large extent	3 (27.3%)
Total	11 (100.0%)



	Mean	Standard Deviation	Coefficient of Variation	Min	Lower Quartile	Median	Upper Quartile	Max
The demands of the course were reasonable in relation to the learning outcomes.	4.0	0.8	19.4 %	3.0	3.5	4.0	4.5	5.0

The course made me reflect on ethical issues and how to act in diverse situations.

The course made me reflect on ethical issues and how to act in diverse situations.	Number of responses
to a very small extent	0 (0.0%)
to a small extent	2 (18.2%)
to some extent	4 (36.4%)
to a large extent	3 (27.3%)
to a very large extent	2 (18.2%)
Total	11 (100.0%)



	Mean	Standard Deviation	Coefficient of Variation	Min	Lower Quartile	Median	Upper Quartile	Max
The course made me reflect on ethical issues and how to act in diverse situations.	3.5	1.0	30.0 %	2.0	3.0	3.0	4.0	5.0

TO REGISTER YOUR ANSWERS, PLEASE PRESS SEND