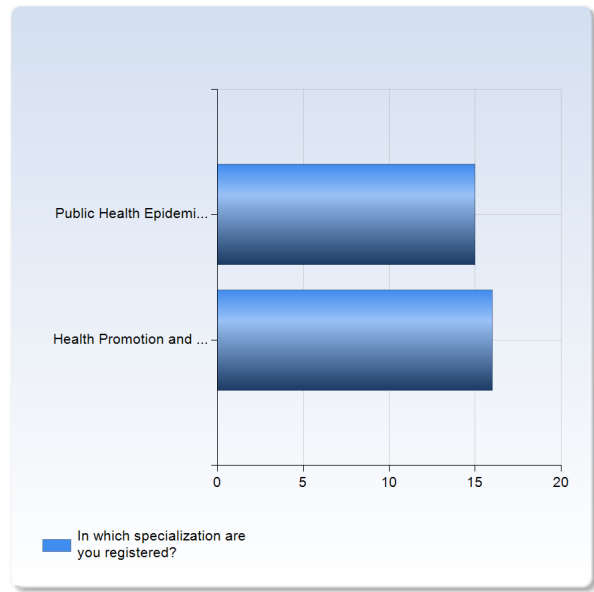


Course evaluation: Biostatistics 2 (4FH087) Spring 2021

Respondents: 45
Answer Count: 31
Answer Frequency: 68.89%

In which specialization are you registered?

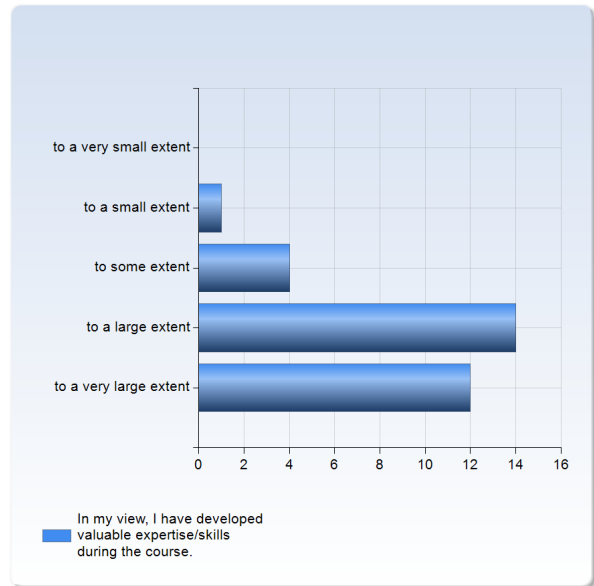
In which specialization are you registered?	Number of Responses
Public Health Epidemiology	15 (48.4%)
Health Promotion and Prevention	16 (51.6%)
Total	31 (100.0%)



	Mean	Standard Deviation	Coefficient of Variation	Min	Lower Quartile	Median	Upper Quartile	Max
In which specialization are you registered?	1.5	0.5	33.5 %	1.0	1.0	2.0	2.0	2.0

In my view, I have developed valuable expertise/skills during the course.

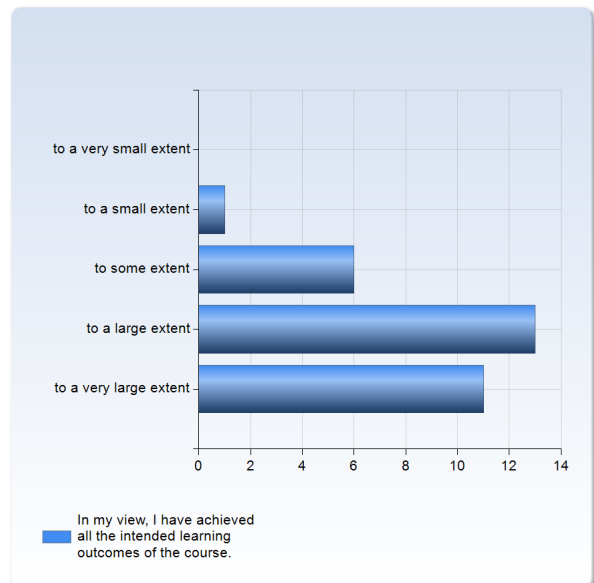
In my view, I have developed valuable expertise /skills during the course.	Number of Responses
to a very small extent	0 (0.0%)
to a small extent	1 (3.2%)
to some extent	4 (12.9%)
to a large extent	14 (45.2%)
to a very large extent	12 (38.7%)
Total	31 (100.0%)



	Mean	Standard Deviation	Coefficient of Variation	Min	Lower Quartile	Median	Upper Quartile	Max
In my view, I have developed valuable expertise/skills during the course.	4.2	0.8	18.9 %	2.0	4.0	4.0	5.0	5.0

In my view, I have achieved all the intended learning outcomes of the course.

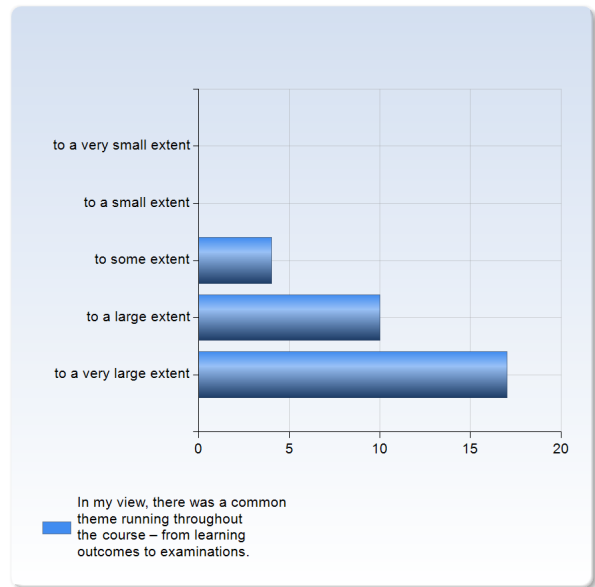
In my view, I have achieved all the intended learning outcomes of the course.	Number of Responses
to a very small extent	0 (0.0%)
to a small extent	1 (3.2%)
to some extent	6 (19.4%)
to a large extent	13 (41.9%)
to a very large extent	11 (35.5%)
Total	31 (100.0%)



	Mean	Standard Deviation	Coefficient of Variation	Min	Lower Quartile	Median	Upper Quartile	Max
In my view, I have achieved all the intended learning outcomes of the course.	4.1	0.8	20.3 %	2.0	4.0	4.0	5.0	5.0

In my view, there was a common theme running throughout the course – from learning outcomes to examinations.

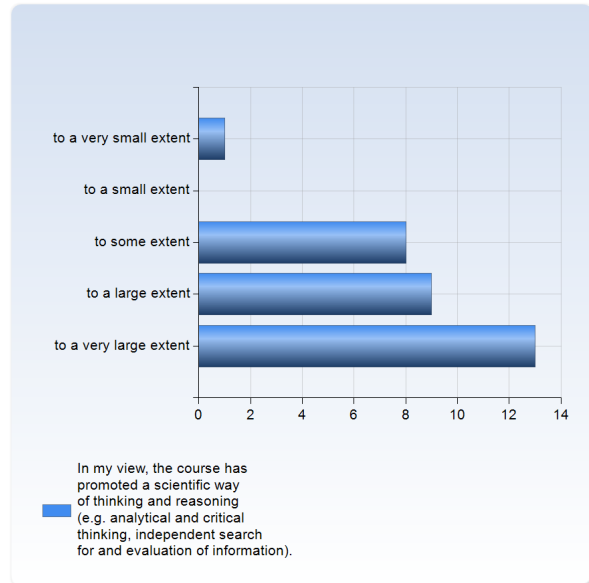
In my view, there was a common theme running throughout the course – from learning outcomes to examinations.	Number of Responses
to a very small extent	0 (0.0%)
to a small extent	0 (0.0%)
to some extent	4 (12.9%)
to a large extent	10 (32.3%)
to a very large extent	17 (54.8%)
Total	31 (100.0%)



	Mean	Standard Deviation	Coefficient of Variation	Min	Lower Quartile	Median	Upper Quartile	Max
In my view, there was a common theme running throughout the course – from learning outcomes to examinations.	4.4	0.7	16.3 %	3.0	4.0	5.0	5.0	5.0

In my view, the course has promoted a scientific way of thinking and reasoning (e.g. analytical and critical thinking, independent search for and evaluation of information).

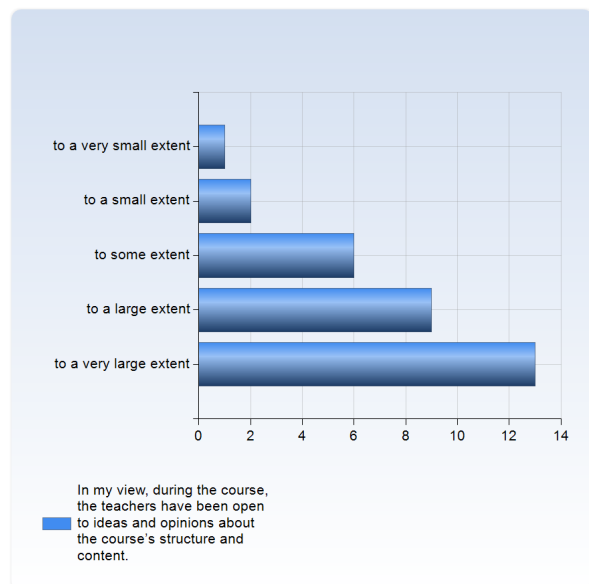
In my view, the course has promoted a scientific way of thinking and reasoning (e.g. analytical and critical thinking, independent search for and evaluation of information).	Number of Responses
to a very small extent	1 (3.2%)
to a small extent	0 (0.0%)
to some extent	8 (25.8%)
to a large extent	9 (29.0%)
to a very large extent	13 (41.9%)
Total	31 (100.0%)



In my view, the course has promoted a scientific way of thinking and reasoning (e.g. analytical and critical thinking, independent search for and evaluation of information).	Mean	Standard Deviation	Coefficient of Variation	Lower Quartile	Median	Upper Quartile	Max
	4.1	1.0	24.6 %	1.0	3.0	4.0	5.0

In my view, during the course, the teachers have been open to ideas and opinions about the course's structure and content.

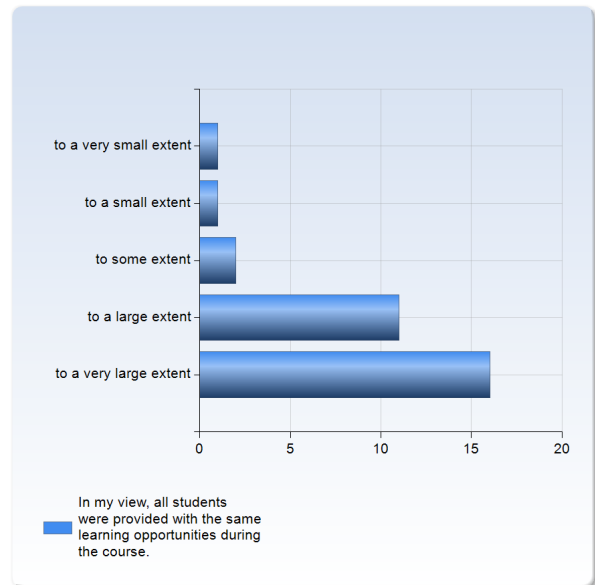
In my view, during the course, the teachers have been open to ideas and opinions about the course's structure and content.	Number of Responses
to a very small extent	1 (3.2%)
to a small extent	2 (6.5%)
to some extent	6 (19.4%)
to a large extent	9 (29.0%)
to a very large extent	13 (41.9%)
Total	31 (100.0%)



	Mean	Standard Deviation	Coefficient of Variation	Min	Lower Quartile	Median	Upper Quartile	Max
In my view, during the course, the teachers have been open to ideas and opinions about the course's structure and content.	4.0	1.1	27.4 %	1.0	3.0	4.0	5.0	5.0

In my view, all students were provided with the same learning opportunities during the course.

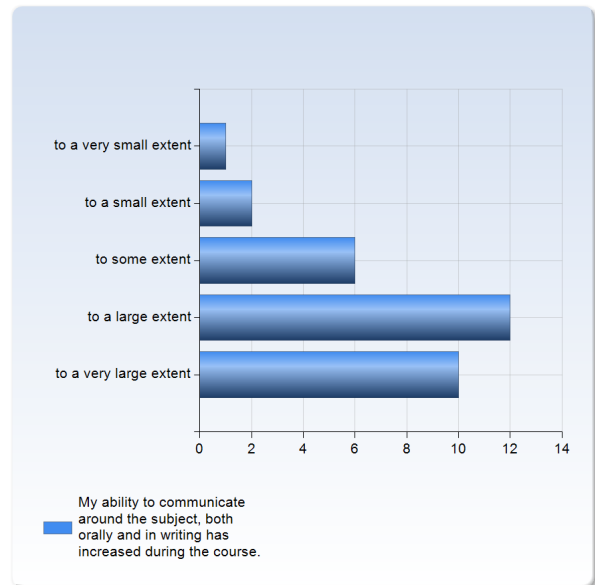
In my view, all students were provided with the same learning opportunities during the course.	Number of Responses
to a very small extent	1 (3.2%)
to a small extent	1 (3.2%)
to some extent	2 (6.5%)
to a large extent	11 (35.5%)
to a very large extent	16 (51.6%)
Total	31 (100.0%)



	Mean	Standard Deviation	Coefficient of Variation	Min	Lower Quartile	Median	Upper Quartile	Max
In my view, all students were provided with the same learning opportunities during the course.	4.3	1.0	22.7 %	1.0	4.0	5.0	5.0	5.0

My ability to communicate around the subject, both orally and in writing has increased during the course.

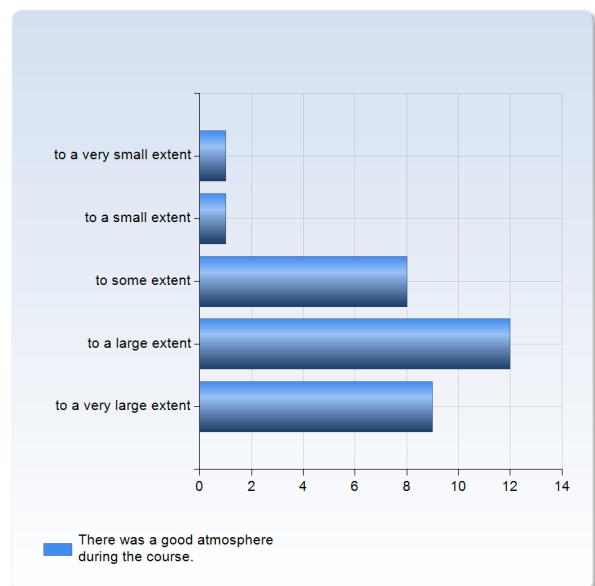
My ability to communicate around the subject, both orally and in writing has increased during the course.	Number of Responses
to a very small extent	1 (3.2%)
to a small extent	2 (6.5%)
to some extent	6 (19.4%)
to a large extent	12 (38.7%)
to a very large extent	10 (32.3%)
Total	31 (100.0%)



	Mean	Standard Deviation	Coefficient of Variation	Min	Lower Quartile	Median	Upper Quartile	Max
My ability to communicate around the subject, both orally and in writing has increased during the course.	3.9	1.0	26.8 %	1.0	3.0	4.0	5.0	5.0

There was a good atmosphere during the course.

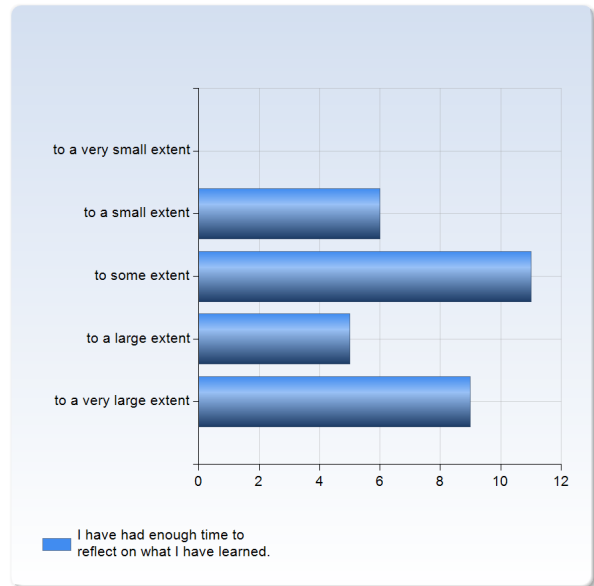
There was a good atmosphere during the course.	Number of Responses
to a very small extent	1 (3.2%)
to a small extent	1 (3.2%)
to some extent	8 (25.8%)
to a large extent	12 (38.7%)
to a very large extent	9 (29.0%)
Total	31 (100.0%)



	Mean	Standard Deviation	Coefficient of Variation	Min	Lower Quartile	Median	Upper Quartile	Max
There was a good atmosphere during the course.	3.9	1.0	25.6 %	1.0	3.0	4.0	5.0	5.0

I have had enough time to reflect on what I have learned.

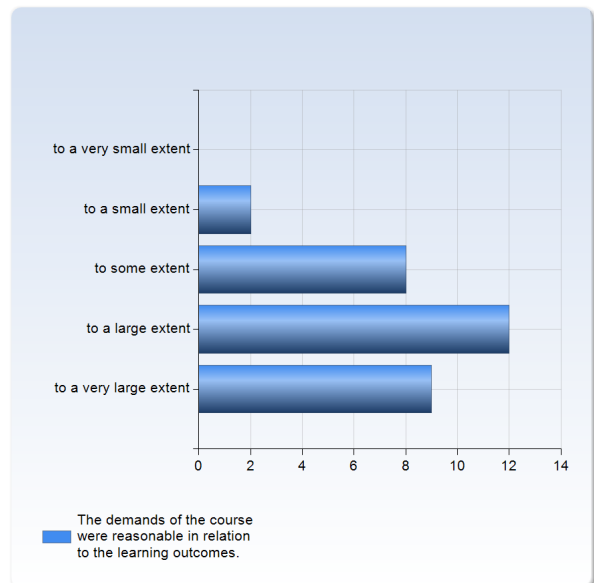
I have had enough time to reflect on what I have learned.	Number of Responses
to a very small extent	0 (0.0%)
to a small extent	6 (19.4%)
to some extent	11 (35.5%)
to a large extent	5 (16.1%)
to a very large extent	9 (29.0%)
Total	31 (100.0%)



	Mean	Standard Deviation	Coefficient of Variation	Min	Lower Quartile	Median	Upper Quartile	Max
I have had enough time to reflect on what I have learned.	3.5	1.1	31.6 %	2.0	3.0	3.0	5.0	5.0

The demands of the course were reasonable in relation to the learning outcomes.

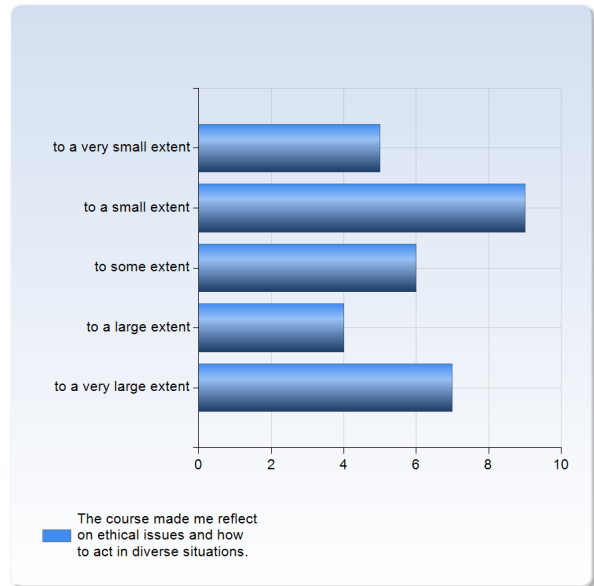
The demands of the course were reasonable in relation to the learning outcomes.	Number of Responses
to a very small extent	0 (0.0%)
to a small extent	2 (6.5%)
to some extent	8 (25.8%)
to a large extent	12 (38.7%)
to a very large extent	9 (29.0%)
Total	31 (100.0%)



	Mean	Standard Deviation	Coefficient of Variation	Min	Lower Quartile	Median	Upper Quartile	Max
The demands of the course were reasonable in relation to the learning outcomes.	3.9	0.9	23.3 %	2.0	3.0	4.0	5.0	5.0

The course made me reflect on ethical issues and how to act in diverse situations.

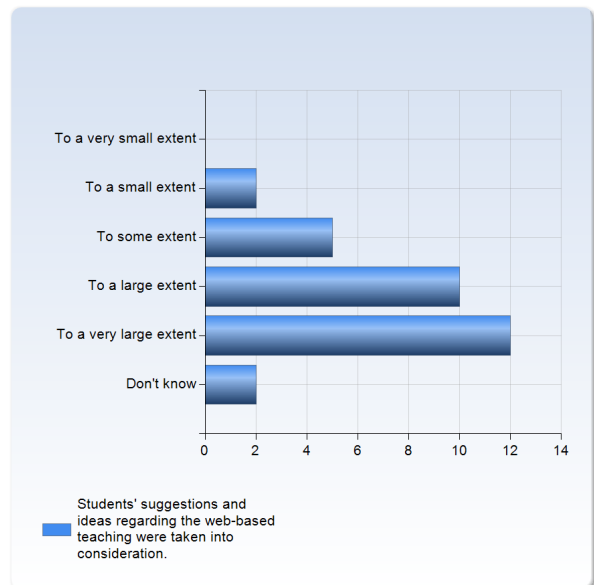
The course made me reflect on ethical issues and how to act in diverse situations.	Number of Responses
to a very small extent	5 (16.1%)
to a small extent	9 (29.0%)
to some extent	6 (19.4%)
to a large extent	4 (12.9%)
to a very large extent	7 (22.6%)
Total	31 (100.0%)



	Mean	Standard Deviation	Coefficient of Variation	Min	Lower Quartile	Median	Upper Quartile	Max
The course made me reflect on ethical issues and how to act in diverse situations.	3.0	1.4	48.0 %	1.0	2.0	3.0	4.0	5.0

Students' suggestions and ideas regarding the web-based teaching were taken into consideration.

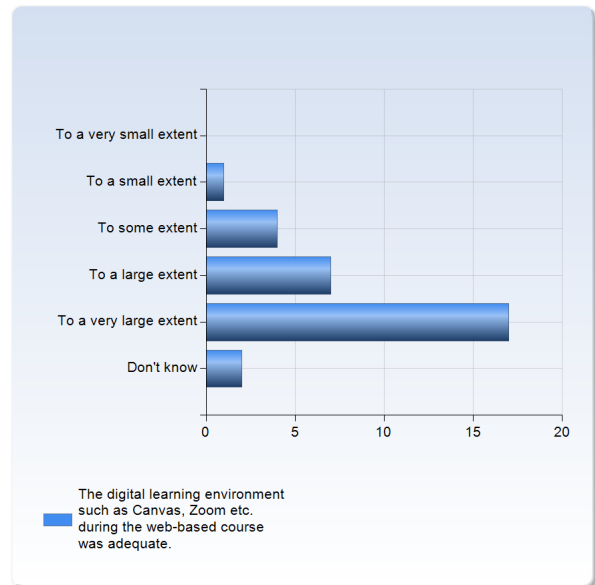
Students' suggestions and ideas regarding the web-based teaching were taken into consideration.	Number of Responses
To a very small extent	0 (0.0%)
To a small extent	2 (6.5%)
To some extent	5 (16.1%)
To a large extent	10 (32.3%)
To a very large extent	12 (38.7%)
Don't know	2 (6.5%)
Total	31 (100.0%)



	Mean	Standard Deviation	Coefficient of Variation	Min	Lower Quartile	Median	Upper Quartile	Max
Students' suggestions and ideas regarding the web-based teaching were taken into consideration.	4.1	0.9	22.9 %	2.0	4.0	4.0	5.0	5.0

The digital learning environment such as Canvas, Zoom etc. during the web-based course was adequate.

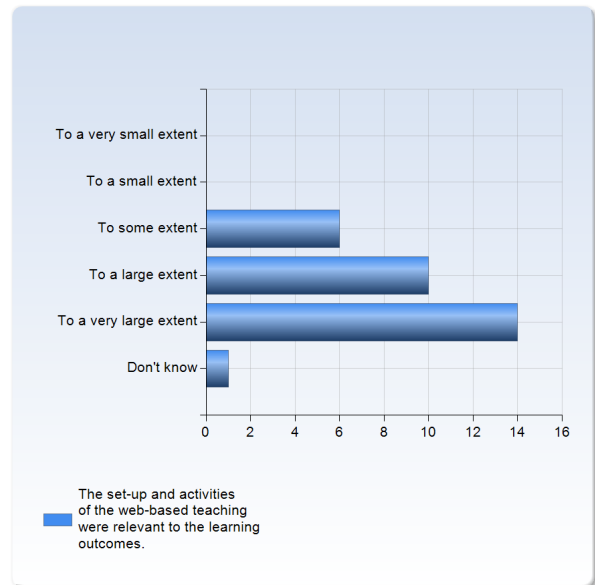
The digital learning environment such as Canvas, Zoom etc. during the web-based course was adequate.	Number of Responses
To a very small extent	0 (0.0%)
To a small extent	1 (3.2%)
To some extent	4 (12.9%)
To a large extent	7 (22.6%)
To a very large extent	17 (54.8%)
Don't know	2 (6.5%)
Total	31 (100.0%)



	Mean	Standard Deviation	Coefficient of Variation	Min	Lower Quartile	Median	Upper Quartile	Max
The digital learning environment such as Canvas, Zoom etc. during the web-based course was adequate.	4.4	0.9	19.7 %	2.0	4.0	5.0	5.0	5.0

The set-up and activities of the web-based teaching were relevant to the learning outcomes.

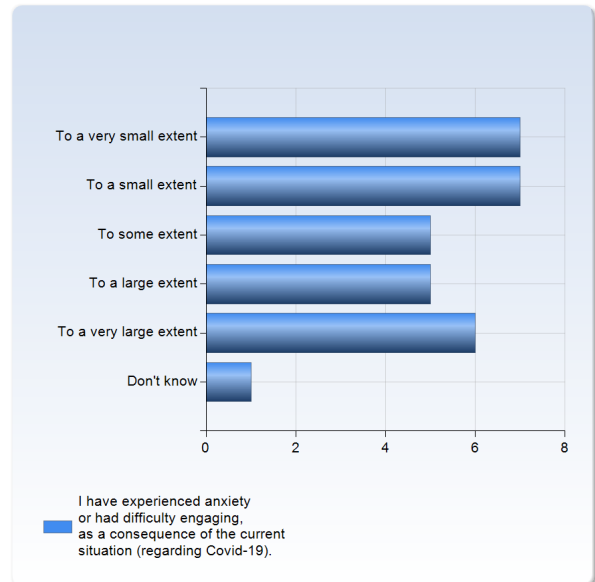
The set-up and activities of the web-based teaching were relevant to the learning outcomes.	Number of Responses
To a very small extent	0 (0.0%)
To a small extent	0 (0.0%)
To some extent	6 (19.4%)
To a large extent	10 (32.3%)
To a very large extent	14 (45.2%)
<i>Don't know</i>	1 (3.2%)
Total	31 (100.0%)



	Mean	Standard Deviation	Coefficient of Variation	Min	Lower Quartile	Median	Upper Quartile	Max
The set-up and activities of the web-based teaching were relevant to the learning outcomes.	4.3	0.8	18.4 %	3.0	4.0	4.0	5.0	5.0

I have experienced anxiety or had difficulty engaging, as a consequence of the current situation (regarding Covid-19).

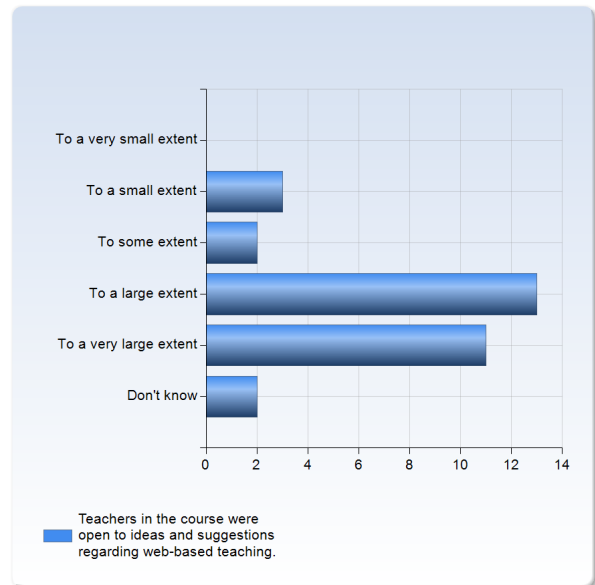
I have experienced anxiety or had difficulty engaging, as a consequence of the current situation (regarding Covid-19).	Number of Responses
To a very small extent	7 (22.6%)
To a small extent	7 (22.6%)
To some extent	5 (16.1%)
To a large extent	5 (16.1%)
To a very large extent	6 (19.4%)
<i>Don't know</i>	1 (3.2%)
Total	31 (100.0%)



	Mean	Standard Deviation	Coefficient of Variation	Min	Lower Quartile	Median	Upper Quartile	Max
I have experienced anxiety or had difficulty engaging, as a consequence of the current situation (regarding Covid-19).	2.9	1.5	51.6 %	1.0	2.0	3.0	4.0	5.0

Teachers in the course were open to ideas and suggestions regarding web-based teaching.

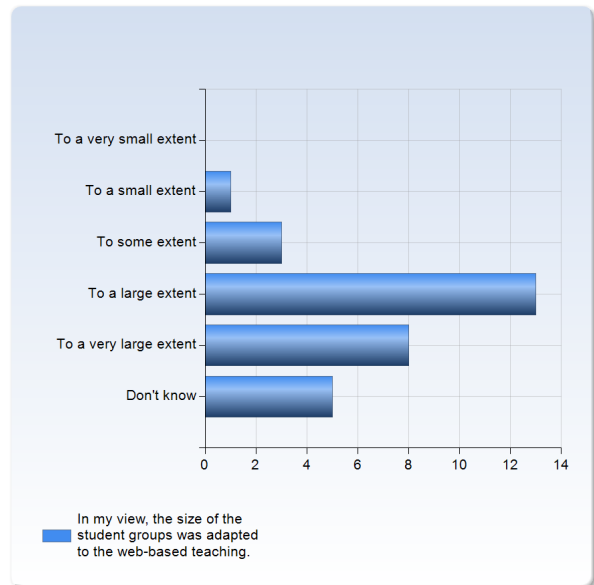
Teachers in the course were open to ideas and suggestions regarding web-based teaching.	Number of Responses
To a very small extent	0 (0.0%)
To a small extent	3 (9.7%)
To some extent	2 (6.5%)
To a large extent	13 (41.9%)
To a very large extent	11 (35.5%)
<i>Don't know</i>	2 (6.5%)
Total	31 (100.0%)



	Mean	Standard Deviation	Coefficient of Variation	Min	Lower Quartile	Median	Upper Quartile	Max
Teachers in the course were open to ideas and suggestions regarding web-based teaching.	4.1	0.9	22.9 %	2.0	4.0	4.0	5.0	5.0

In my view, the size of the student groups was adapted to the web-based teaching.

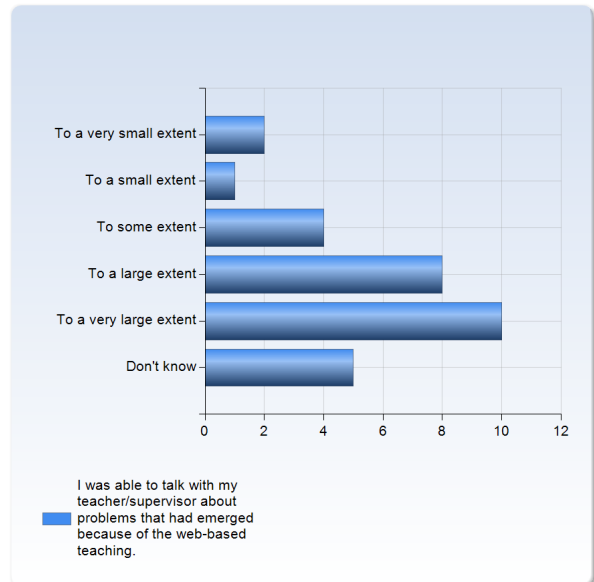
In my view, the size of the student groups was adapted to the web-based teaching.	Number of Responses
To a very small extent	0 (0.0%)
To a small extent	1 (3.3%)
To some extent	3 (10.0%)
To a large extent	13 (43.3%)
To a very large extent	8 (26.7%)
<i>Don't know</i>	5 (16.7%)
Total	30 (100.0%)



	Mean	Standard Deviation	Coefficient of Variation	Min	Lower Quartile	Median	Upper Quartile	Max
In my view, the size of the student groups was adapted to the web-based teaching.	4.1	0.8	19.0 %	2.0	4.0	4.0	5.0	5.0

I was able to talk with my teacher/supervisor about problems that had emerged because of the web-based teaching.

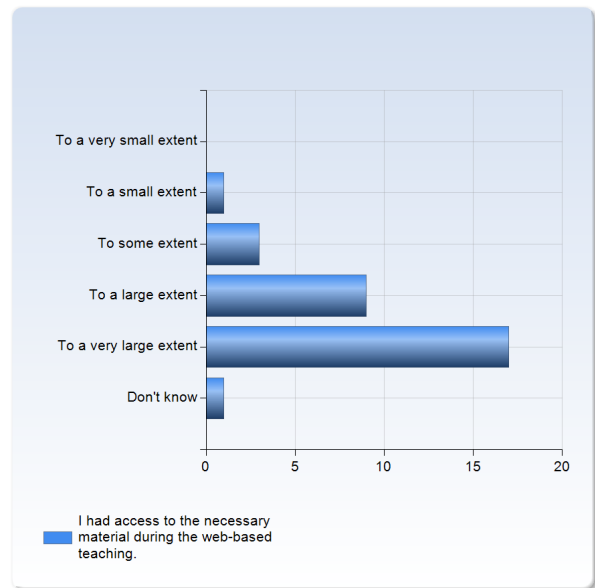
I was able to talk with my teacher/supervisor about problems that had emerged because of the web-based teaching.	Number of Responses
To a very small extent	2 (6.7%)
To a small extent	1 (3.3%)
To some extent	4 (13.3%)
To a large extent	8 (26.7%)
To a very large extent	10 (33.3%)
<i>Don't know</i>	5 (16.7%)
Total	30 (100.0%)



	Mean	Standard Deviation	Coefficient of Variation	Min	Lower Quartile	Median	Upper Quartile	Max
I was able to talk with my teacher/supervisor about problems that had emerged because of the web-based teaching.	3.9	1.2	31.2 %	1.0	3.0	4.0	5.0	5.0

I had access to the necessary material during the web-based teaching.

I had access to the necessary material during the web-based teaching.	Number of Responses
To a very small extent	0 (0.0%)
To a small extent	1 (3.2%)
To some extent	3 (9.7%)
To a large extent	9 (29.0%)
To a very large extent	17 (54.8%)
<i>Don't know</i>	1 (3.2%)
Total	31 (100.0%)



	Mean	Standard Deviation	Coefficient of Variation	Min	Lower Quartile	Median	Upper Quartile	Max
I had access to the necessary material during the web-based teaching.	4.4	0.8	18.5 %	2.0	4.0	5.0	5.0	5.0