



HIV - an individual focus from a global perspective 1QA147 2026

Respondents: 35
Answer Count: 14
Answer Frequency: 40.00%

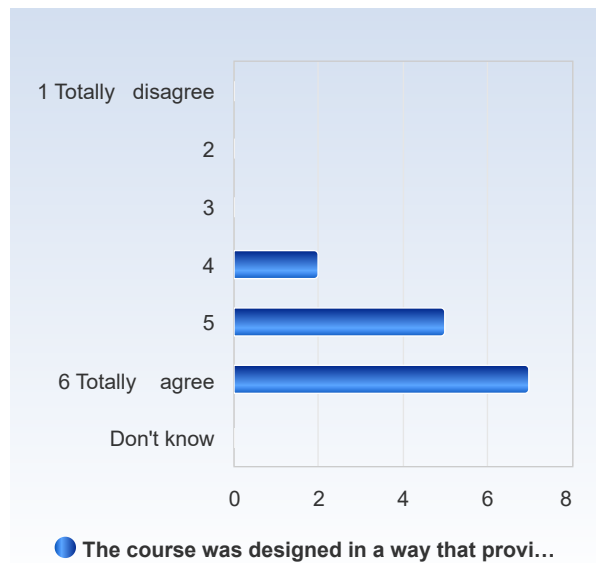
HIV - an individual focus from a global perspective 1QA147 2026

Respondents: 35
Answer Count: 14
Answer Frequency: 40.00%

The course was designed in a way that provided me with opportunities for active learning. For example: seminars with discussions, group work, projects, student presentations, role play, peer learning, practical exercises, laboratory work, workplace-based learning, etc.

The course was designed in a way that provided me with opportunities for active learning. For example: seminars with discussions, group work, projects, student presentations, role play, peer learning, practical exercises, laboratory work, workplace-based learning, etc.

	Number of responses
1 Totally disagree	0 (0.0%)
2	0 (0.0%)
3	0 (0.0%)
4	2 (14.3%)
5	5 (35.7%)
6 Totally agree	7 (50.0%)
Don't know	0 (0.0%)
Total	14 (100.0%)

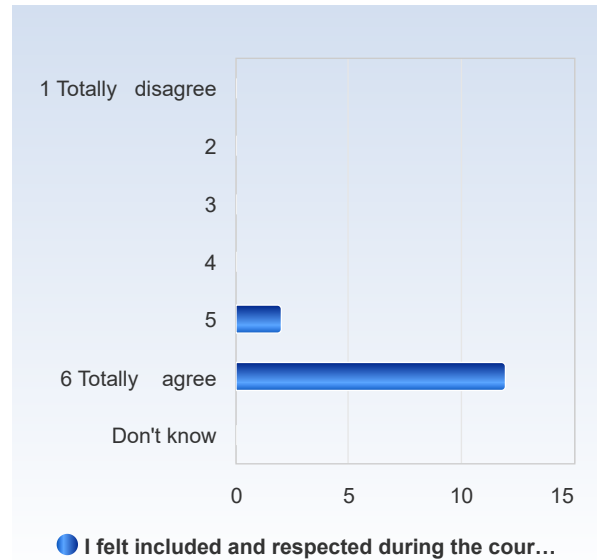


	Mean	Standard Deviation	Coefficient of Variation	Min	Lower Quartile	Median	Upper Quartile	Max
The course was designed in a way that provided me with opportunities for active learning. For example: seminars with discussions, group work, projects, student presentations, role play, peer learning, practical exercises, laboratory work, workplace-based learning, etc.	5.4	0.7	13.9 %	4.0	5.0	5.5	6.0	6.0



I felt included and respected during the course. For example: I was comfortable collaborating with other students, speaking in front of the group, answering teachers' questions, and I was listened to (not interrupted, ridiculed, or similar).

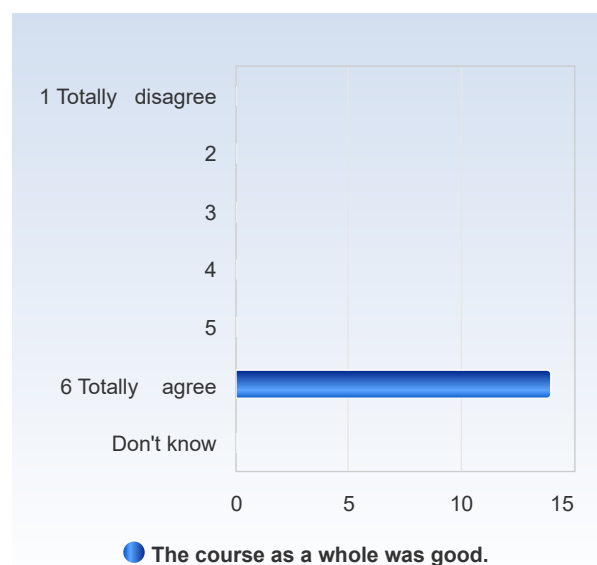
	Number of responses
I felt included and respected during the course. For example: I was comfortable collaborating with other students, speaking in front of the group, answering teachers' questions, and I was listened to (not interrupted, ridiculed, or similar).	
1 Totally disagree	0 (0.0%)
2	0 (0.0%)
3	0 (0.0%)
4	0 (0.0%)
5	2 (14.3%)
6 Totally agree	12 (85.7%)
Don't know	0 (0.0%)
Total	14 (100.0%)



	Mean	Standard Deviation	Coefficient of Variation	Min	Lower Quartile	Median	Upper Quartile	Max
I felt included and respected during the course. For example: I was comfortable collaborating with other students, speaking in front of the group, answering teachers' questions, and I was listened to (not interrupted, ridiculed, or similar).	5.9	0.4	6.2 %	5.0	6.0	6.0	6.0	6.0

The course as a whole was good.

	Number of responses
The course as a whole was good.	
1 Totally disagree	0 (0.0%)
2	0 (0.0%)
3	0 (0.0%)
4	0 (0.0%)
5	0 (0.0%)
6 Totally agree	14 (100.0%)
Don't know	0 (0.0%)
Total	14 (100.0%)

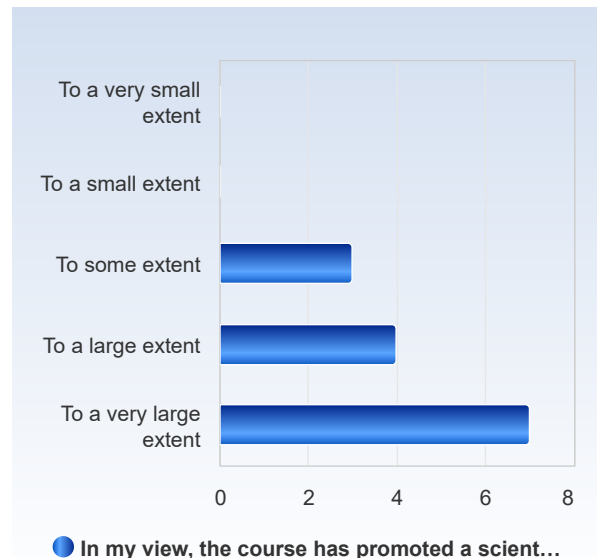


	Mean	Standard Deviation	Coefficient of Variation	Min	Lower Quartile	Median	Upper Quartile	Max
The course as a whole was good.	6.0	0.0	0.0 %	6.0	6.0	6.0	6.0	6.0



In my view, the course has promoted a scientific way of thinking and reasoning (e.g. analytical and critical thinking, independent search for and evaluation of information).

In my view, the course has promoted a scientific way of thinking and reasoning (e.g. analytical and critical thinking, independent search for and evaluation of information).	Number of responses
To a very small extent	0 (0.0%)
To a small extent	0 (0.0%)
To some extent	3 (21.4%)
To a large extent	4 (28.6%)
To a very large extent	7 (50.0%)
Total	14 (100.0%)

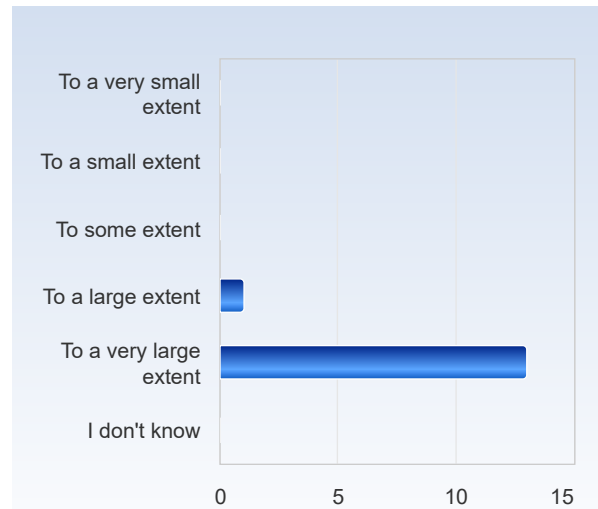


	Mean	Standard Deviation	Coefficient of Variation	Min	Lower Quartile	Median	Upper Quartile	Max
In my view, the course has promoted a scientific way of thinking and reasoning (e.g. analytical and critical thinking, independent search for and evaluation of information).	4.3	0.8	19.3 %	3.0	4.0	4.5	5.0	5.0



The teachers of the course were committed and showed good pedagogical competence

The teachers of the course were committed and showed good pedagogical competence	Number of responses
To a very small extent	0 (0.0%)
To a small extent	0 (0.0%)
To some extent	0 (0.0%)
To a large extent	1 (7.1%)
To a very large extent	13 (92.9%)
<i>I don't know</i>	0 (0.0%)
Total	14 (100.0%)



● The teachers of the course were committed a...

	Mean	Standard Deviation	Coefficient of Variation	Min	Lower Quartile	Median	Upper Quartile	Max
The teachers of the course were committed and showed good pedagogical competence	4.9	0.3	5.4 %	4.0	5.0	5.0	5.0	5.0

The assessment criteria for the examination were published in advance.

The assessment criteria for the examination were published in advance.	Number of responses
To a very small extent	0 (0.0%)
To a small extent	2 (14.3%)
To some extent	0 (0.0%)
To a large extent	6 (42.9%)
To a very large extent	6 (42.9%)
<i>I don't know</i>	0 (0.0%)
Total	14 (100.0%)



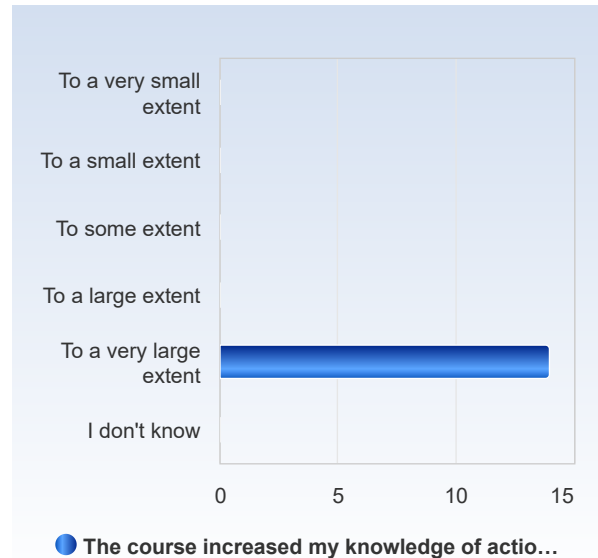
● The assessment criteria for the examination ...

	Mean	Standard Deviation	Coefficient of Variation	Min	Lower Quartile	Median	Upper Quartile	Max
The assessment criteria for the examination were published in advance.	4.1	1.0	24.8 %	2.0	4.0	4.0	5.0	5.0



The course increased my knowledge of actions to promote patient health and prevent disease. The course increased my knowledge of HIV and possible interventions to promote patients' health and prevent disease.

The course increased my knowledge of actions to promote patient health and prevent disease. The course increased my knowledge of HIV and possible interventions to promote patients' health and prevent disease.	Number of responses
To a very small extent	0 (0.0%)
To a small extent	0 (0.0%)
To some extent	0 (0.0%)
To a large extent	0 (0.0%)
To a very large extent	14 (100.0%)
<i>I don't know</i>	0 (0.0%)
Total	14 (100.0%)



	Mean	Standard Deviation	Coefficient of Variation	Min	Lower Quartile	Median	Upper Quartile	Max
The course increased my knowledge of actions to promote patient health and prevent disease. The course increased my knowledge of HIV and possible interventions to promote patients' health and prevent disease.	5.0	0.0	0.0 %	5.0	5.0	5.0	5.0	5.0

I would recommend others to take this course

I would recommend others to take this course	Number of responses
To a very small extent	0 (0.0%)
To a small extent	0 (0.0%)
To some extent	0 (0.0%)
To a large extent	1 (7.1%)
To a very large extent	13 (92.9%)
<i>I don't know</i>	0 (0.0%)
Total	14 (100.0%)



	Mean	Standard Deviation	Coefficient of Variation	Min	Lower Quartile	Median	Upper Quartile	Max
I would recommend others to take this course	4.9	0.3	5.4 %	4.0	5.0	5.0	5.0	5.0