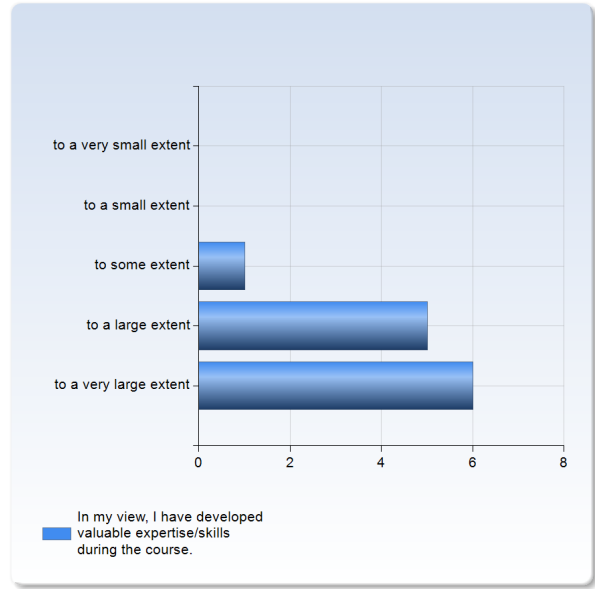


VT21 4HM005 Health Outcomes Measurement

Respondents: 30
 Answer Count: 12
 Answer Frequency: 40.00%

In my view, I have developed valuable expertise/skills during the course.

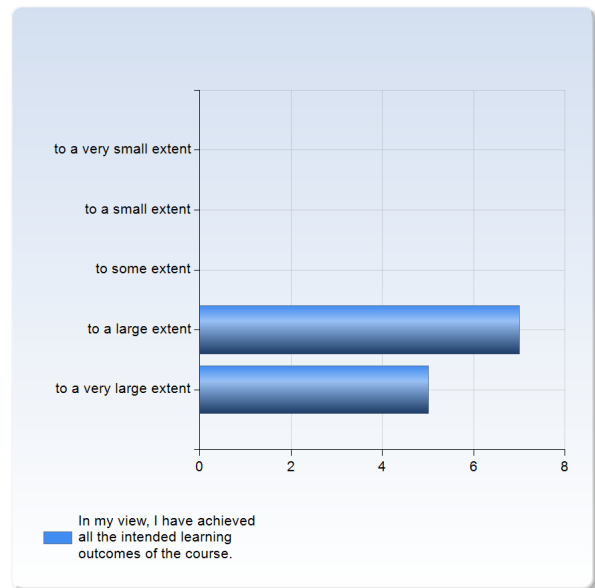
In my view, I have developed valuable expertise /skills during the course.	Number of Responses
to a very small extent	0 (0.0%)
to a small extent	0 (0.0%)
to some extent	1 (8.3%)
to a large extent	5 (41.7%)
to a very large extent	6 (50.0%)
Total	12 (100.0%)



	Mean	Standard Deviation	Coefficient of Variation	Min	Lower Quartile	Median	Upper Quartile	Max
In my view, I have developed valuable expertise/skills during the course.	4.4	0.7	15.1 %	3.0	4.0	4.5	5.0	5.0

In my view, I have achieved all the intended learning outcomes of the course.

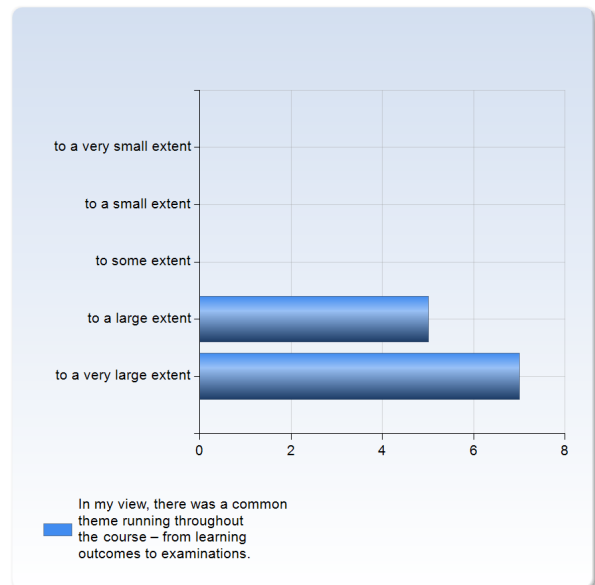
In my view, I have achieved all the intended learning outcomes of the course.	Number of Responses
to a very small extent	0 (0.0%)
to a small extent	0 (0.0%)
to some extent	0 (0.0%)
to a large extent	7 (58.3%)
to a very large extent	5 (41.7%)
Total	12 (100.0%)



	Mean	Standard Deviation	Coefficient of Variation	Min	Lower Quartile	Median	Upper Quartile	Max
In my view, I have achieved all the intended learning outcomes of the course.	4.4	0.5	11.7 %	4.0	4.0	4.0	5.0	5.0

In my view, there was a common theme running throughout the course – from learning outcomes to examinations.

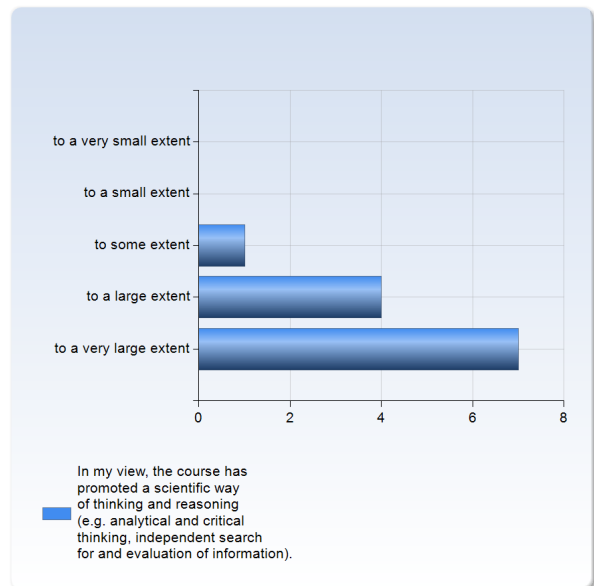
In my view, there was a common theme running throughout the course – from learning outcomes to examinations.	Number of Responses
to a very small extent	0 (0.0%)
to a small extent	0 (0.0%)
to some extent	0 (0.0%)
to a large extent	5 (41.7%)
to a very large extent	7 (58.3%)
Total	12 (100.0%)



	Mean	Standard Deviation	Coefficient of Variation	Min	Lower Quartile	Median	Upper Quartile	Max
In my view, there was a common theme running throughout the course – from learning outcomes to examinations.	4.6	0.5	11.2 %	4.0	4.0	5.0	5.0	5.0

In my view, the course has promoted a scientific way of thinking and reasoning (e.g. analytical and critical thinking, independent search for and evaluation of information).

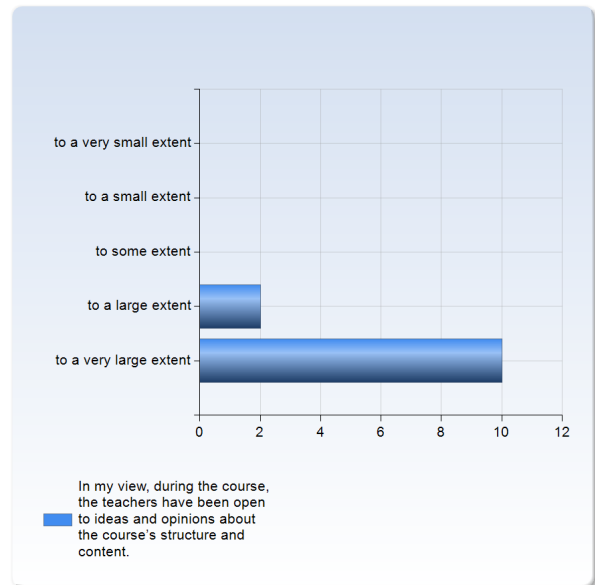
In my view, the course has promoted a scientific way of thinking and reasoning (e.g. analytical and critical thinking, independent search for and evaluation of information).	Number of Responses
to a very small extent	0 (0.0%)
to a small extent	0 (0.0%)
to some extent	1 (8.3%)
to a large extent	4 (33.3%)
to a very large extent	7 (58.3%)
Total	12 (100.0%)



In my view, the course has promoted a scientific way of thinking and reasoning (e.g. analytical and critical thinking, independent search for and evaluation of information).	Mean	Standard Deviation	Coefficient of Variation	Min	Lower Quartile	Median	Upper Quartile	Max
In my view, the course has promoted a scientific way of thinking and reasoning (e.g. analytical and critical thinking, independent search for and evaluation of information).	4.5	0.7	15.0 %	3.0	4.0	5.0	5.0	5.0

In my view, during the course, the teachers have been open to ideas and opinions about the course's structure and content.

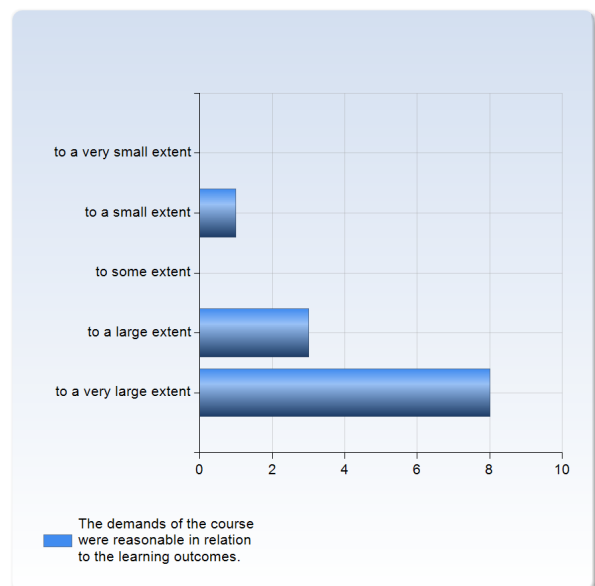
In my view, during the course, the teachers have been open to ideas and opinions about the course's structure and content.	Number of Responses
to a very small extent	0 (0.0%)
to a small extent	0 (0.0%)
to some extent	0 (0.0%)
to a large extent	2 (16.7%)
to a very large extent	10 (83.3%)
Total	12 (100.0%)



	Mean	Standard Deviation	Coefficient of Variation	Min	Lower Quartile	Median	Upper Quartile	Max
In my view, during the course, the teachers have been open to ideas and opinions about the course's structure and content.	4.8	0.4	8.1 %	4.0	5.0	5.0	5.0	5.0

The demands of the course were reasonable in relation to the learning outcomes.

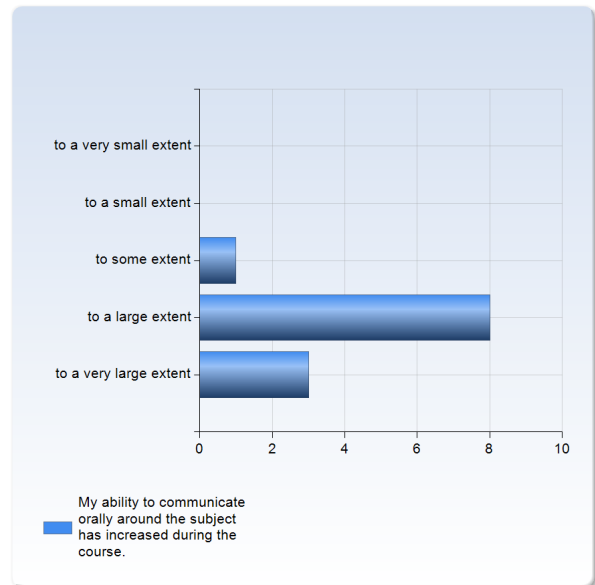
The demands of the course were reasonable in relation to the learning outcomes.	Number of Responses
to a very small extent	0 (0.0%)
to a small extent	1 (8.3%)
to some extent	0 (0.0%)
to a large extent	3 (25.0%)
to a very large extent	8 (66.7%)
Total	12 (100.0%)



	Mean	Standard Deviation	Coefficient of Variation	Min	Lower Quartile	Median	Upper Quartile	Max
The demands of the course were reasonable in relation to the learning outcomes.	4.5	0.9	20.1 %	2.0	4.0	5.0	5.0	5.0

My ability to communicate orally around the subject has increased during the course.

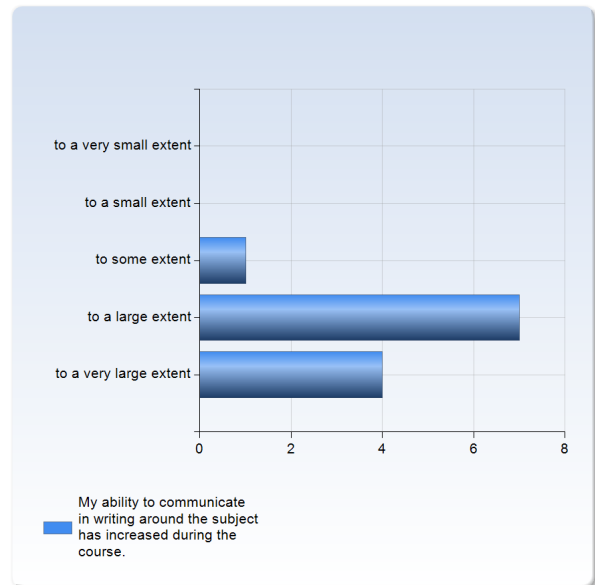
My ability to communicate orally around the subject has increased during the course.	Number of Responses
to a very small extent	0 (0.0%)
to a small extent	0 (0.0%)
to some extent	1 (8.3%)
to a large extent	8 (66.7%)
to a very large extent	3 (25.0%)
Total	12 (100.0%)



	Mean	Standard Deviation	Coefficient of Variation	Min	Lower Quartile	Median	Upper Quartile	Max
My ability to communicate orally around the subject has increased during the course.	4.2	0.6	13.9 %	3.0	4.0	4.0	4.5	5.0

My ability to communicate in writing around the subject has increased during the course.

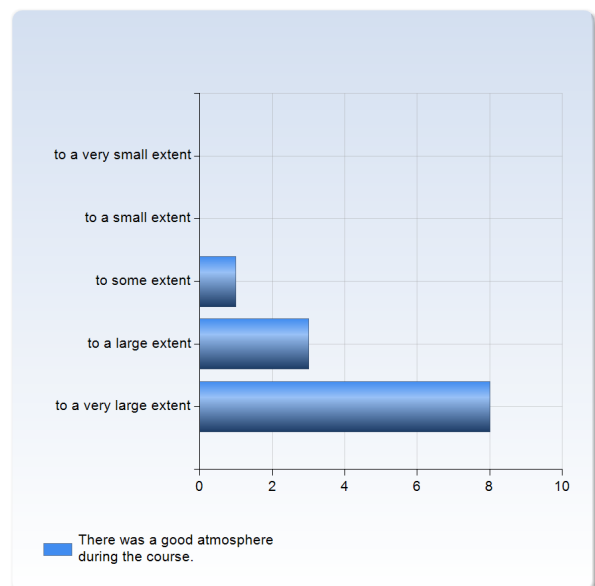
My ability to communicate in writing around the subject has increased during the course.	Number of Responses
to a very small extent	0 (0.0%)
to a small extent	0 (0.0%)
to some extent	1 (8.3%)
to a large extent	7 (58.3%)
to a very large extent	4 (33.3%)
Total	12 (100.0%)



	Mean	Standard Deviation	Coefficient of Variation	Min	Lower Quartile	Median	Upper Quartile	Max
My ability to communicate in writing around the subject has increased during the course.	4.3	0.6	14.6 %	3.0	4.0	4.0	5.0	5.0

There was a good atmosphere during the course.

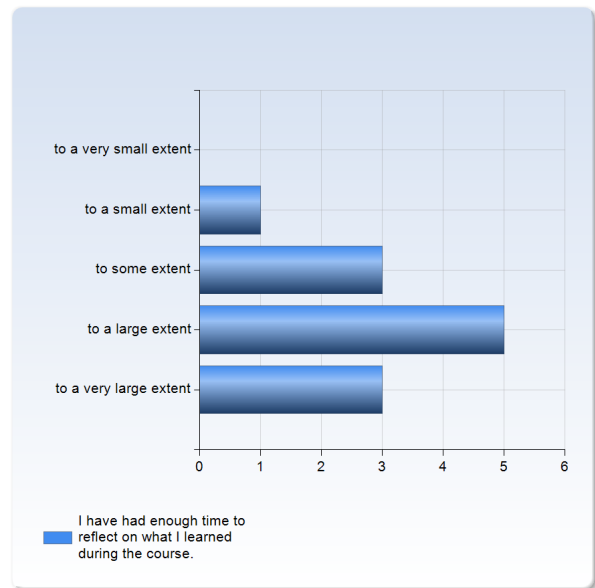
There was a good atmosphere during the course.	Number of Responses
to a very small extent	0 (0.0%)
to a small extent	0 (0.0%)
to some extent	1 (8.3%)
to a large extent	3 (25.0%)
to a very large extent	8 (66.7%)
Total	12 (100.0%)



	Mean	Standard Deviation	Coefficient of Variation	Min	Lower Quartile	Median	Upper Quartile	Max
There was a good atmosphere during the course.	4.6	0.7	14.6 %	3.0	4.0	5.0	5.0	5.0

I have had enough time to reflect on what I learned during the course.

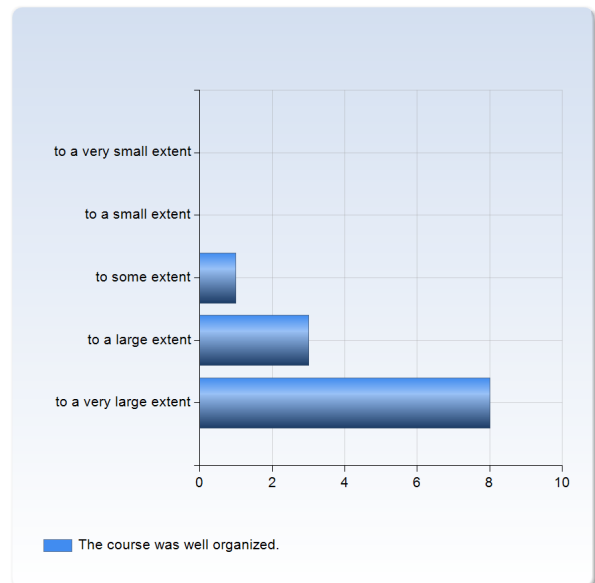
I have had enough time to reflect on what I learned during the course.	Number of Responses
to a very small extent	0 (0.0%)
to a small extent	1 (8.3%)
to some extent	3 (25.0%)
to a large extent	5 (41.7%)
to a very large extent	3 (25.0%)
Total	12 (100.0%)



	Mean	Standard Deviation	Coefficient of Variation	Min	Lower Quartile	Median	Upper Quartile	Max
I have had enough time to reflect on what I learned during the course.	3.8	0.9	24.5 %	2.0	3.0	4.0	4.5	5.0

The course was well organized.

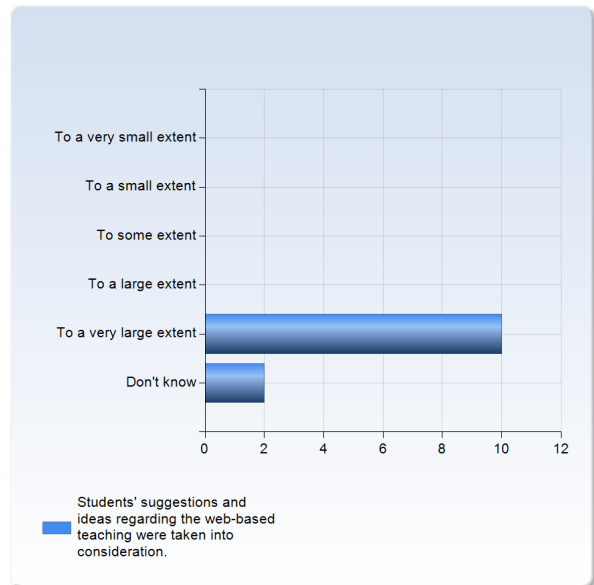
The course was well organized.	Number of Responses
to a very small extent	0 (0.0%)
to a small extent	0 (0.0%)
to some extent	1 (8.3%)
to a large extent	3 (25.0%)
to a very large extent	8 (66.7%)
Total	12 (100.0%)



	Mean	Standard Deviation	Coefficient of Variation	Min	Lower Quartile	Median	Upper Quartile	Max
The course was well organized.	4.6	0.7	14.6 %	3.0	4.0	5.0	5.0	5.0

Students' suggestions and ideas regarding the web-based teaching were taken into consideration.

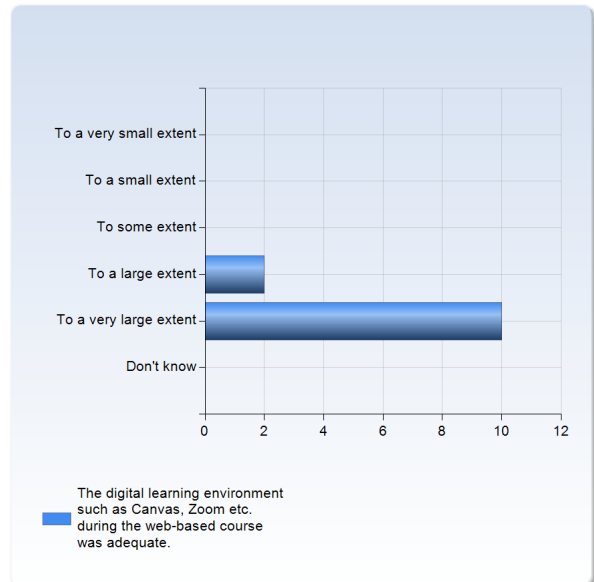
Students' suggestions and ideas regarding the web-based teaching were taken into consideration.	Number of Responses
To a very small extent	0 (0.0%)
To a small extent	0 (0.0%)
To some extent	0 (0.0%)
To a large extent	0 (0.0%)
To a very large extent	10 (83.3%)
<i>Don't know</i>	2 (16.7%)
Total	12 (100.0%)



	Mean	Standard Deviation	Coefficient of Variation	Min	Lower Quartile	Median	Upper Quartile	Max
Students' suggestions and ideas regarding the web-based teaching were taken into consideration.	5.0	0.0	0.0 %	5.0	5.0	5.0	5.0	5.0

The digital learning environment such as Canvas, Zoom etc. during the web-based course was adequate.

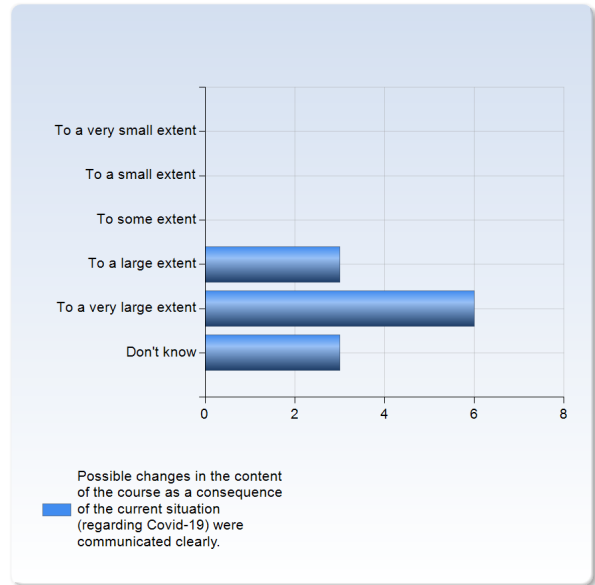
The digital learning environment such as Canvas, Zoom etc. during the web-based course was adequate.	Number of Responses
To a very small extent	0 (0.0%)
To a small extent	0 (0.0%)
To some extent	0 (0.0%)
To a large extent	2 (16.7%)
To a very large extent	10 (83.3%)
<i>Don't know</i>	0 (0.0%)
Total	12 (100.0%)



	Mean	Standard Deviation	Coefficient of Variation	Min	Lower Quartile	Median	Upper Quartile	Max
The digital learning environment such as Canvas, Zoom etc. during the web-based course was adequate.	4.8	0.4	8.1 %	4.0	5.0	5.0	5.0	5.0

Possible changes in the content of the course as a consequence of the current situation (regarding Covid-19) were communicated clearly.

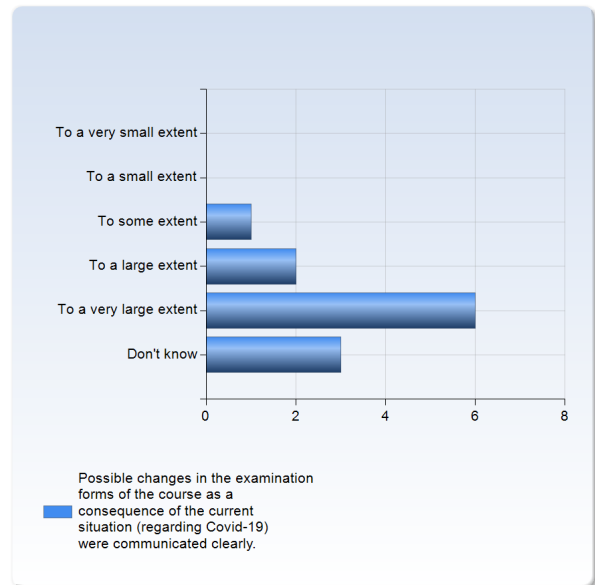
Possible changes in the content of the course as a consequence of the current situation (regarding Covid-19) were communicated clearly.	Number of Responses
To a very small extent	0 (0.0%)
To a small extent	0 (0.0%)
To some extent	0 (0.0%)
To a large extent	3 (25.0%)
To a very large extent	6 (50.0%)
<i>Don't know</i>	3 (25.0%)
Total	12 (100.0%)



	Mean	Standard Deviation	Coefficient of Variation	Lower Min	Lower Quartile	Median	Upper Quartile	Max
Possible changes in the content of the course as a consequence of the current situation (regarding Covid-19) were communicated clearly.	4.7	0.5	10.7 %	4.0	4.0	5.0	5.0	5.0

Possible changes in the examination forms of the course as a consequence of the current situation (regarding Covid-19) were communicated clearly.

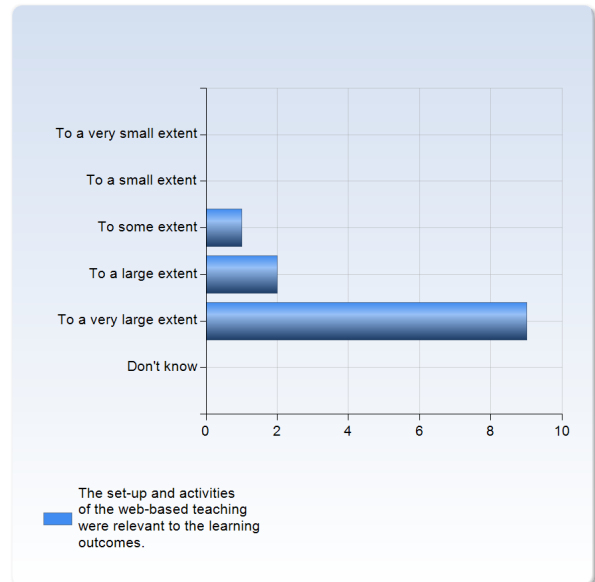
Possible changes in the examination forms of the course as a consequence of the current situation (regarding Covid-19) were communicated clearly.	Number of Responses
To a very small extent	0 (0.0%)
To a small extent	0 (0.0%)
To some extent	1 (8.3%)
To a large extent	2 (16.7%)
To a very large extent	6 (50.0%)
Don't know	3 (25.0%)
Total	12 (100.0%)



Possible changes in the examination forms of the course as a consequence of the current situation (regarding Covid-19) were communicated clearly.	Mean	Standard Deviation	Coefficient of Variation	Min	Lower Quartile	Median	Upper Quartile	Max
		4.6	0.7	15.9 %	3.0	4.0	5.0	5.0

The set-up and activities of the web-based teaching were relevant to the learning outcomes.

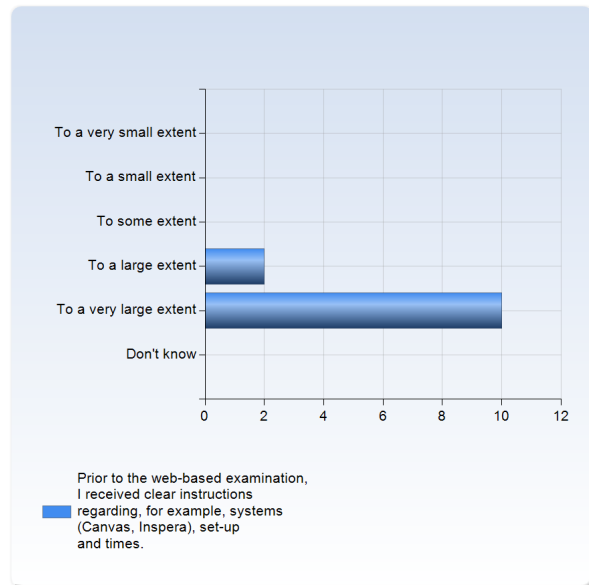
The set-up and activities of the web-based teaching were relevant to the learning outcomes.	Number of Responses
To a very small extent	0 (0.0%)
To a small extent	0 (0.0%)
To some extent	1 (8.3%)
To a large extent	2 (16.7%)
To a very large extent	9 (75.0%)
Don't know	0 (0.0%)
Total	12 (100.0%)



The set-up and activities of the web-based teaching were relevant to the learning outcomes.	Mean	Standard Deviation	Coefficient of Variation	Min	Lower Quartile	Median	Upper Quartile	Max
		4.7	0.7	14.0 %	3.0	4.5	5.0	5.0

Prior to the web-based examination, I received clear instructions regarding, for example, systems (Canvas, Inspera), set-up and times.

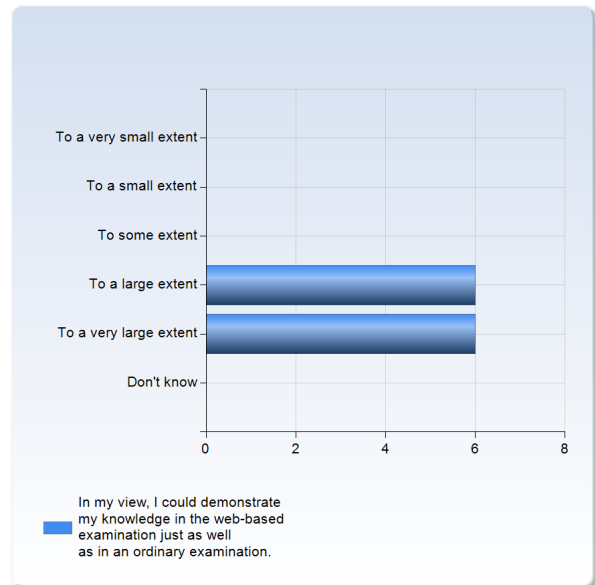
Prior to the web-based examination, I received clear instructions regarding, for example, systems (Canvas, Inspera), set-up and times.	Number of Responses
To a very small extent	0 (0.0%)
To a small extent	0 (0.0%)
To some extent	0 (0.0%)
To a large extent	2 (16.7%)
To a very large extent	10 (83.3%)
Don't know	0 (0.0%)
Total	12 (100.0%)



	Mean	Standard Deviation	Coefficient of Variation	Lower Min	Lower Quartile	Median	Upper Quartile	Max
Prior to the web-based examination, I received clear instructions regarding, for example, systems (Canvas, Inspera), set-up and times.	4.8	0.4	8.1 %	4.0	5.0	5.0	5.0	5.0

In my view, I could demonstrate my knowledge in the web-based examination just as well as in an ordinary examination.

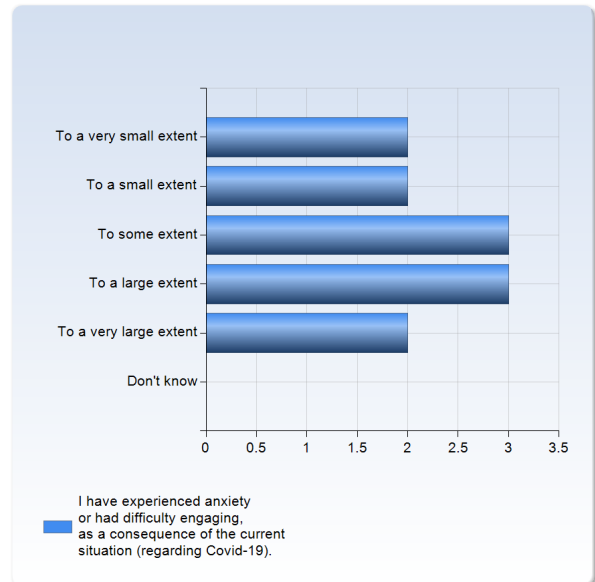
In my view, I could demonstrate my knowledge in the web-based examination just as well as in an ordinary examination.	Number of Responses
To a very small extent	0 (0.0%)
To a small extent	0 (0.0%)
To some extent	0 (0.0%)
To a large extent	6 (50.0%)
To a very large extent	6 (50.0%)
<i>Don't know</i>	0 (0.0%)
	12
Total	(100.0%)



	Mean	Standard Deviation	Coefficient of Variation	Lower Quartile	Median	Upper Quartile	Max
In my view, I could demonstrate my knowledge in the web-based examination just as well as in an ordinary examination.	4.5	0.5	11.6 %	4.0	4.5	5.0	5.0

I have experienced anxiety or had difficulty engaging, as a consequence of the current situation (regarding Covid-19).

I have experienced anxiety or had difficulty engaging, as a consequence of the current situation (regarding Covid-19).	Number of Responses
To a very small extent	2 (16.7%)
To a small extent	2 (16.7%)
To some extent	3 (25.0%)
To a large extent	3 (25.0%)
To a very large extent	2 (16.7%)
<i>Don't know</i>	0 (0.0%)
	12
Total	(100.0%)



	Mean	Standard Deviation	Coefficient of Variation	Lower Quartile	Median	Upper Quartile	Max
I have experienced anxiety or had difficulty engaging, as a consequence of the current situation (regarding Covid-19).	3.1	1.4	44.7 %	1.0	3.0	4.0	5.0