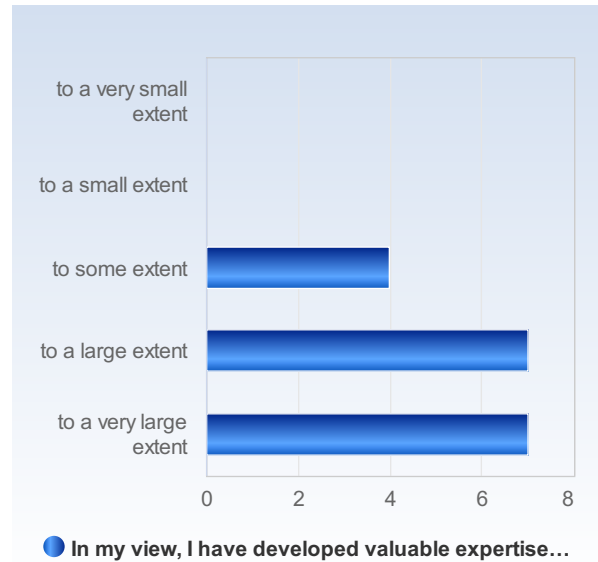


Course Evaluation Global Health (3GB012) FALL 2020 / SPRING 2021

Respondents: 42
 Answer Count: 18
 Answer Frequency: 42,86 %

In my view, I have developed valuable expertise/skills during the course.

In my view, I have developed valuable expertise /skills during the course.	Number of responses
to a very small extent	0 (0,0%)
to a small extent	0 (0,0%)
to some extent	4 (22,2%)
to a large extent	7 (38,9%)
to a very large extent	7 (38,9%)
Total	18 (100,0%)



	Mean	Standard Deviation	Coefficient of Variation	Min	Lower Quartile	Median	Upper Quartile	Max
In my view, I have developed valuable expertise/skills during the course.	4,2	0,8	18,9 %	3,0	4,0	4,0	5,0	5,0

In my view, I have achieved all the intended learning outcomes of the course.

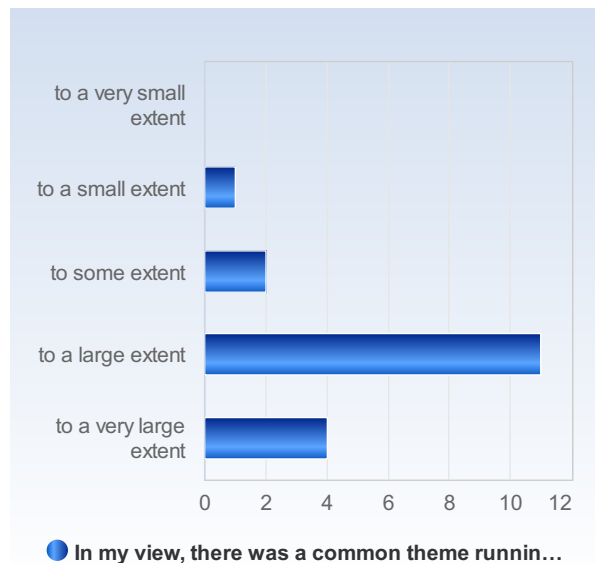
In my view, I have achieved all the intended learning outcomes of the course.	Number of responses
to a very small extent	0 (0,0%)
to a small extent	0 (0,0%)
to some extent	4 (22,2%)
to a large extent	9 (50,0%)
to a very large extent	5 (27,8%)
Total	18 (100,0%)



	Mean	Standard Deviation	Coefficient of Variation	Min	Lower Quartile	Median	Upper Quartile	Max
In my view, I have achieved all the intended learning outcomes of the course.	4,1	0,7	17,9 %	3,0	4,0	4,0	4,5	5,0

In my view, there was a common theme running throughout the course – from learning outcomes to examinations.

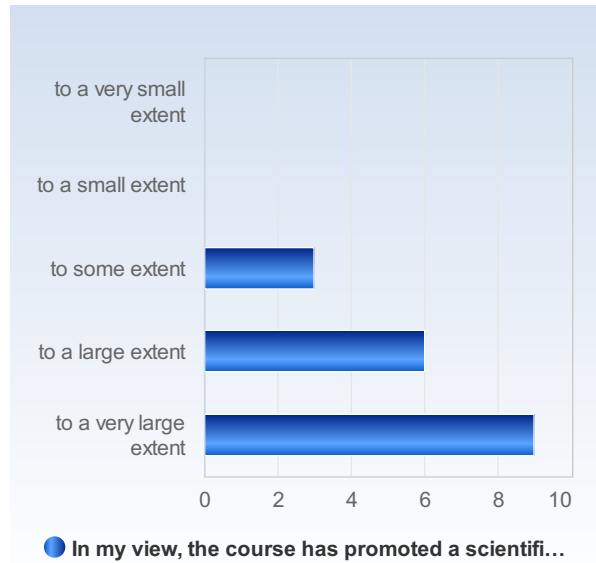
In my view, there was a common theme running throughout the course – from learning outcomes to examinations.	Number of responses
to a very small extent	0 (0,0%)
to a small extent	1 (5,6%)
to some extent	2 (11,1%)
to a large extent	11 (61,1%)
to a very large extent	4 (22,2%)
Total	18 (100,0%)



	Mean	Standard Deviation	Coefficient of Variation	Min	Lower Quartile	Median	Upper Quartile	Max
In my view, there was a common theme running throughout the course – from learning outcomes to examinations.	4,0	0,8	19,2 %	2,0	4,0	4,0	4,0	5,0

In my view, the course has promoted a scientific way of thinking and reasoning (e.g. analytical and critical thinking, independent search for and evaluation of information).

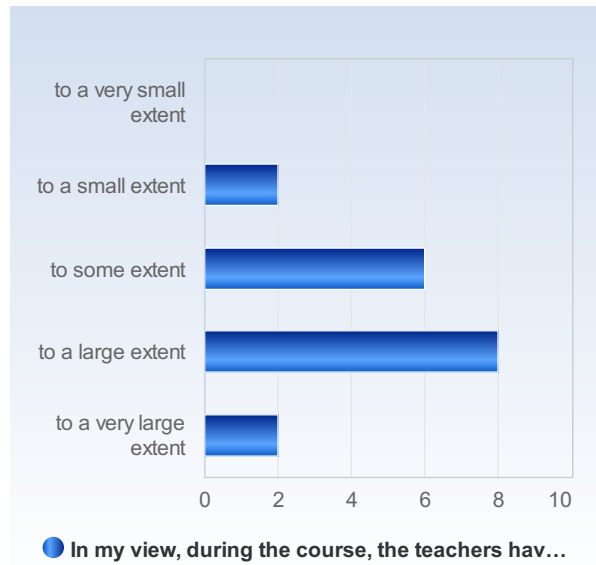
In my view, the course has promoted a scientific way of thinking and reasoning (e.g. analytical and critical thinking, independent search for and evaluation of information).	Number of responses
to a very small extent	0 (0,0%)
to a small extent	0 (0,0%)
to some extent	3 (16,7%)
to a large extent	6 (33,3%)
to a very large extent	9 (50,0%)
Total	18 (100,0%)



In my view, the course has promoted a scientific way of thinking and reasoning (e.g. analytical and critical thinking, independent search for and evaluation of information).	Mean	Standard Deviation	Coefficient of Variation	Lower Min	Lower Quartile	Median	Upper Quartile	Max
In my view, the course has promoted a scientific way of thinking and reasoning (e.g. analytical and critical thinking, independent search for and evaluation of information).	4,3	0,8	17,7 %	3,0	4,0	4,5	5,0	5,0

In my view, during the course, the teachers have been open to ideas and opinions about the course's structure and content.

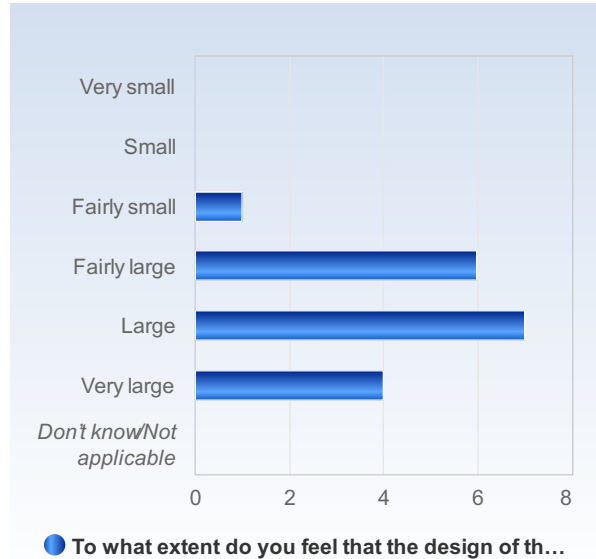
In my view, during the course, the teachers have been open to ideas and opinions about the course's structure and content.	Number of responses
to a very small extent	0 (0,0%)
to a small extent	2 (11,1%)
to some extent	6 (33,3%)
to a large extent	8 (44,4%)
to a very large extent	2 (11,1%)
Total	18 (100,0%)



	Mean	Standard Deviation	Coefficient of Variation	Min	Lower Quartile	Median	Upper Quartile	Max
In my view, during the course, the teachers have been open to ideas and opinions about the course's structure and content.	3,6	0,9	24,1 %	2,0	3,0	4,0	4,0	5,0

To what extent do you feel that the design of the course was appropriate to the intended learning outcomes?

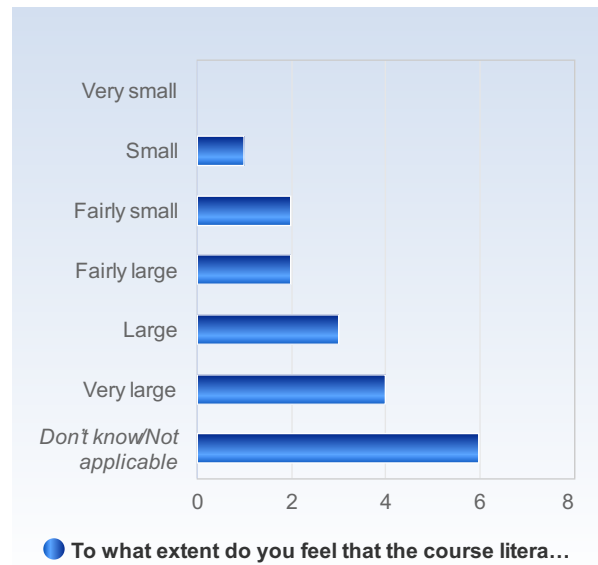
To what extent do you feel that the design of the course was appropriate to the intended learning outcomes?	Number of responses
Very small	0 (0,0%)
Small	0 (0,0%)
Fairly small	1 (5,6%)
Fairly large	6 (33,3%)
Large	7 (38,9%)
Very large	4 (22,2%)
Don't know/Not applicable	0 (0,0%)
Total	18 (100,0%)



	Mean	Standard Deviation	Coefficient of Variation	Min	Lower Quartile	Median	Upper Quartile	Max
To what extent do you feel that the design of the course was appropriate to the intended learning outcomes?	4,8	0,9	18,4 %	3,0	4,0	5,0	5,0	6,0

To what extent do you feel that the course literature supported your learning?

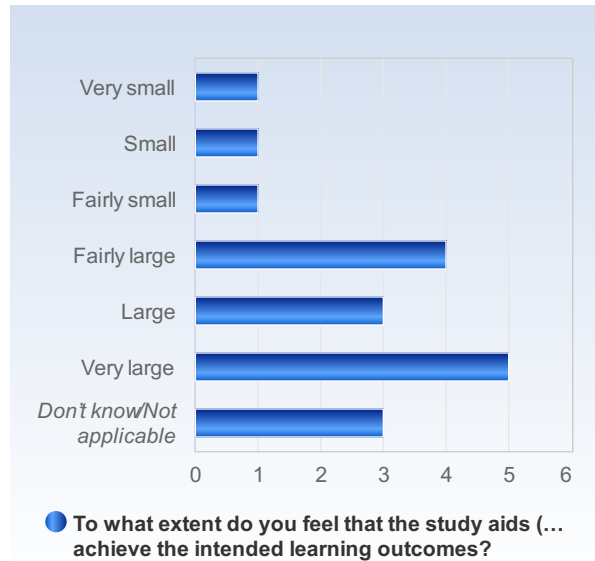
To what extent do you feel that the course literature supported your learning?	Number of responses
Very small	0 (0,0%)
Small	1 (5,6%)
Fairly small	2 (11,1%)
Fairly large	2 (11,1%)
Large	3 (16,7%)
Very large	4 (22,2%)
<i>Don't know/Not applicable</i>	6 (33,3%)
Total	18 (100,0%)



	Mean	Standard Deviation	Coefficient of Variation	Min	Lower Quartile	Median	Upper Quartile	Max
To what extent do you feel that the course literature supported your learning?	4,6	1,4	30,1 %	2,0	3,5	5,0	6,0	6,0

To what extent do you feel that the study aids (computer programmes, internet, models, equipment and other material) helped you achieve the intended learning outcomes?

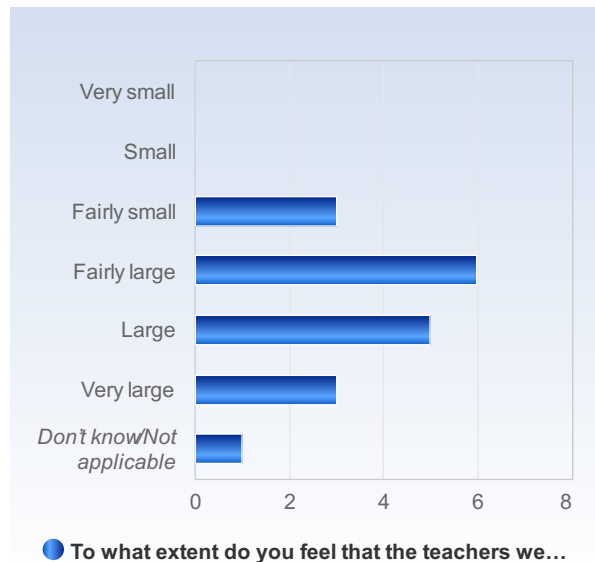
To what extent do you feel that the study aids (computer programmes, internet, models, equipment and other material) helped you achieve the intended learning outcomes?	Number of responses
Very small	1 (5,6%)
Small	1 (5,6%)
Fairly small	1 (5,6%)
Fairly large	4 (22,2%)
Large	3 (16,7%)
Very large	5 (27,8%)
Don't know/Not applicable	3 (16,7%)
Total	18 (100,0%)



To what extent do you feel that the study aids (computer programmes, internet, models, equipment and other material) helped you achieve the intended learning outcomes?	Mean	Standard Deviation	Coefficient of Variation	Min	Lower Quartile	Median	Upper Quartile	Max
	4,5	1,6	34,8 %	1,0	4,0	5,0	6,0	6,0

To what extent do you feel that the teachers were able to support your learning during the course?

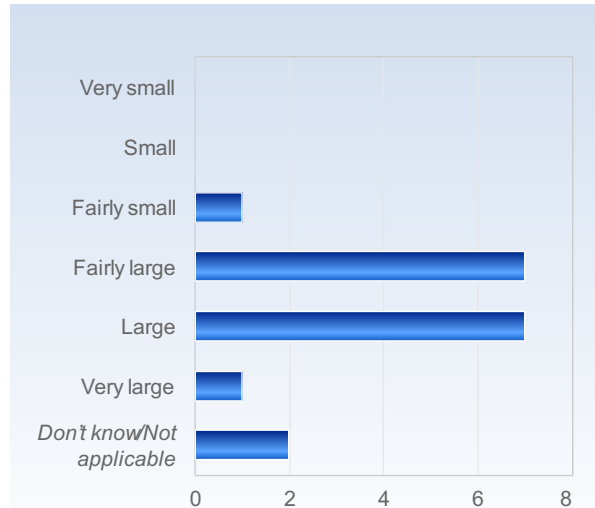
To what extent do you feel that the teachers were able to support your learning during the course?	Number of responses
Very small	0 (0,0%)
Small	0 (0,0%)
Fairly small	3 (16,7%)
Fairly large	6 (33,3%)
Large	5 (27,8%)
Very large	3 (16,7%)
Don't know/Not applicable	1 (5,6%)
Total	18 (100,0%)



	Mean	Standard Deviation	Coefficient of Variation	Min	Lower Quartile	Median	Upper Quartile	Max
To what extent do you feel that the teachers were able to support your learning during the course?	4,5	1,0	22,5 %	3,0	4,0	4,0	5,0	6,0

To what extent do you feel that the tests/exams was appropriately designed with respect to the intended learning outcomes?

To what extent do you feel that the tests/exams was appropriately designed with respect to the intended learning outcomes?	Number of responses
Very small	0 (0,0%)
Small	0 (0,0%)
Fairly small	1 (5,6%)
Fairly large	7 (38,9%)
Large	7 (38,9%)
Very large	1 (5,6%)
<i>Don't know/Not applicable</i>	2 (11,1%)
Total	18 (100,0%)

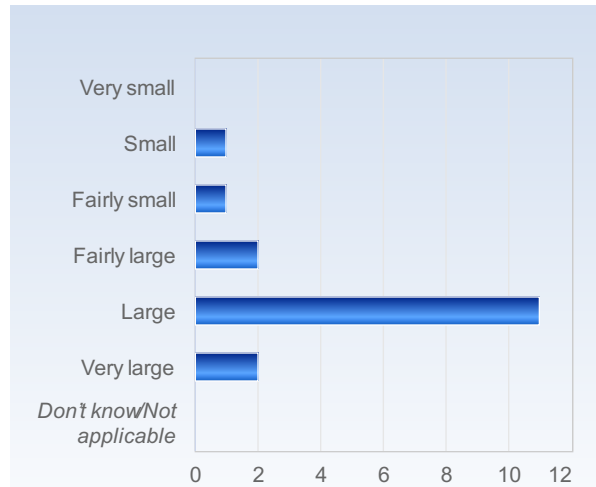


● To what extent do you feel that the tests/exams ...

	Mean	Standard Deviation	Coefficient of Variation	Min	Lower Quartile	Median	Upper Quartile	Max
To what extent do you feel that the tests/exams was appropriately designed with respect to the intended learning outcomes?	4,5	0,7	16,2 %	3,0	4,0	4,5	5,0	6,0

To what extent do you feel that the workload during the course was reasonable in relation to the extent of the course/number of credits awarded?

To what extent do you feel that the workload during the course/number of credits awarded?	Number of responses
Very small	0 (0,0%)
Small	1 (5,9%)
Fairly small	1 (5,9%)
Fairly large	2 (11,8%)
Large	11 (64,7%)
Very large	2 (11,8%)
Don't know/Not applicable	0 (0,0%)
Total	17 (100,0%)

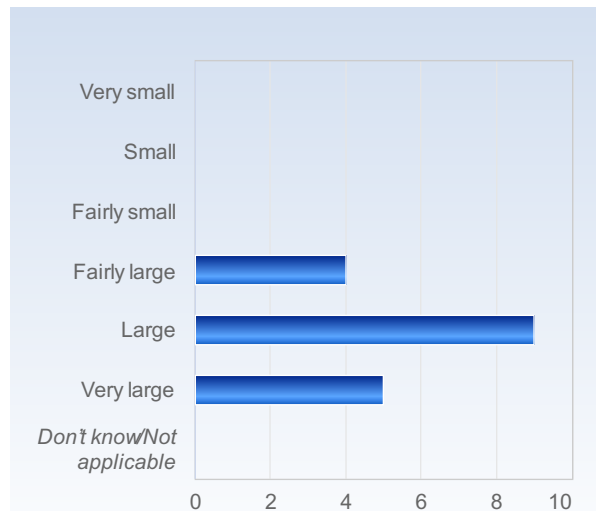


● To what extent do you feel that the workload during the course was reasonable in relation to the extent of the course/number of credits awarded?

To what extent do you feel that the workload during the course was reasonable in relation to the extent of the course/number of credits awarded?	Mean	Standard Deviation	Coefficient of Variation	Lower Quartile	Median	Upper Quartile	Max
	4,7	1,0	20,9 %	2,0	5,0	5,0	6,0

To what extent do you feel that you have acquired applicable and relevant theoretical knowledge?

To what extent do you feel that you have acquired applicable and relevant theoretical knowledge?	Number of responses
Very small	0 (0,0%)
Small	0 (0,0%)
Fairly small	0 (0,0%)
Fairly large	4 (22,2%)
Large	9 (50,0%)
Very large	5 (27,8%)
Don't know/Not applicable	0 (0,0%)
Total	18 (100,0%)

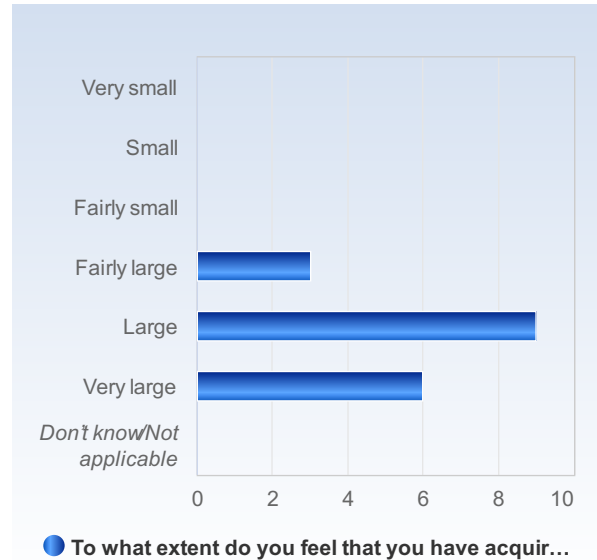


● To what extent do you feel that you have acquired applicable and relevant theoretical knowledge?

	Mean	Standard Deviation	Coefficient of Variation	Min	Lower Quartile	Median	Upper Quartile	Max
To what extent do you feel that you have acquired applicable and relevant theoretical knowledge?	5,1	0,7	14,3 %	4,0	5,0	5,0	5,5	6,0

To what extent do you feel that you have acquired applicable and relevant practical skills?

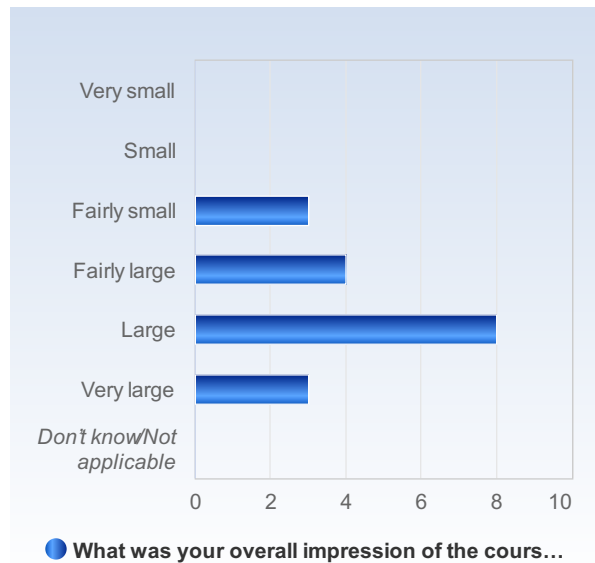
To what extent do you feel that you have acquired applicable and relevant practical skills?	Number of responses
Very small	0 (0,0%)
Small	0 (0,0%)
Fairly small	0 (0,0%)
Fairly large	3 (16,7%)
Large	9 (50,0%)
Very large	6 (33,3%)
<i>Don't know/Not applicable</i>	0 (0,0%)
Total	18 (100,0%)



	Mean	Standard Deviation	Coefficient of Variation	Min	Lower Quartile	Median	Upper Quartile	Max
To what extent do you feel that you have acquired applicable and relevant practical skills?	5,2	0,7	13,7 %	4,0	5,0	5,0	6,0	6,0

What was your overall impression of the course?

What was your overall impression of the course?	Number of responses
Very small	0 (0,0%)
Small	0 (0,0%)
Fairly small	3 (16,7%)
Fairly large	4 (22,2%)
Large	8 (44,4%)
Very large	3 (16,7%)
<i>Don't know/Not applicable</i>	0 (0,0%)
Total	18 (100,0%)

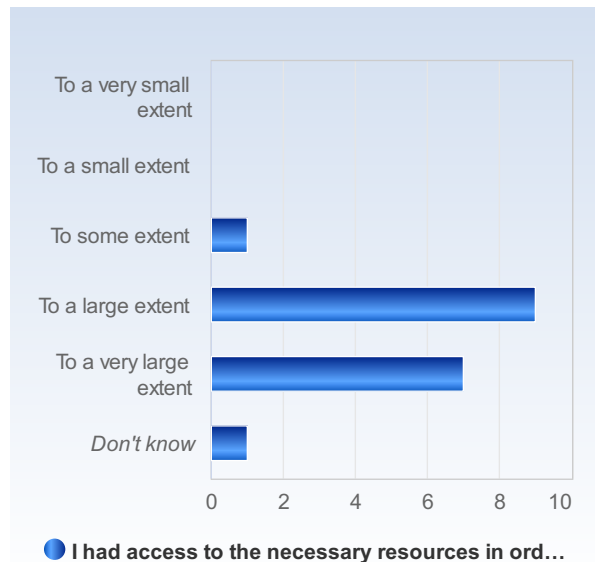


	Mean	Standard Deviation	Coefficient of Variation	Min	Lower Quartile	Median	Upper Quartile	Max
What was your overall impression of the course?	4,6	1,0	21,2 %	3,0	4,0	5,0	5,0	6,0

Questions regarding digital teaching

I had access to the necessary resources in order to carry out the web-based teaching activities.

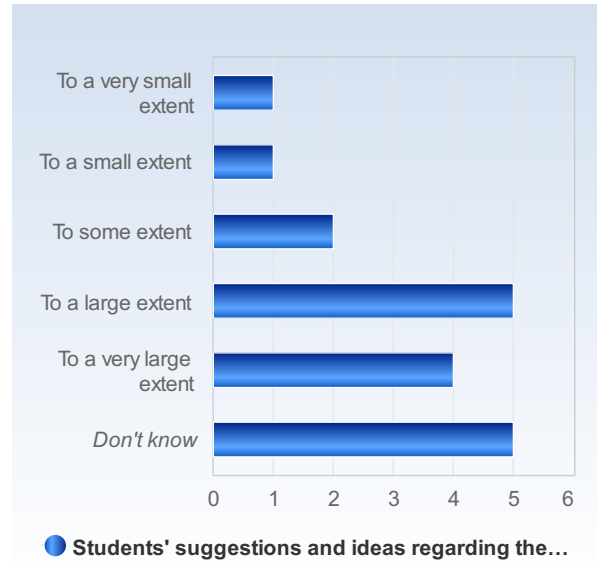
I had access to the necessary resources in order to carry out the web-based teaching activities.	Number of responses
To a very small extent	0 (0,0%)
To a small extent	0 (0,0%)
To some extent	1 (5,6%)
To a large extent	9 (50,0%)
To a very large extent	7 (38,9%)
<i>Don't know</i>	1 (5,6%)
Total	18 (100,0%)



	Mean	Standard Deviation	Coefficient of Variation	Min	Lower Quartile	Median	Upper Quartile	Max
I had access to the necessary resources in order to carry out the web-based teaching activities.	4,4	0,6	13,9 %	3,0	4,0	4,0	5,0	5,0

Students' suggestions and ideas regarding the web-based teaching were taken into consideration.

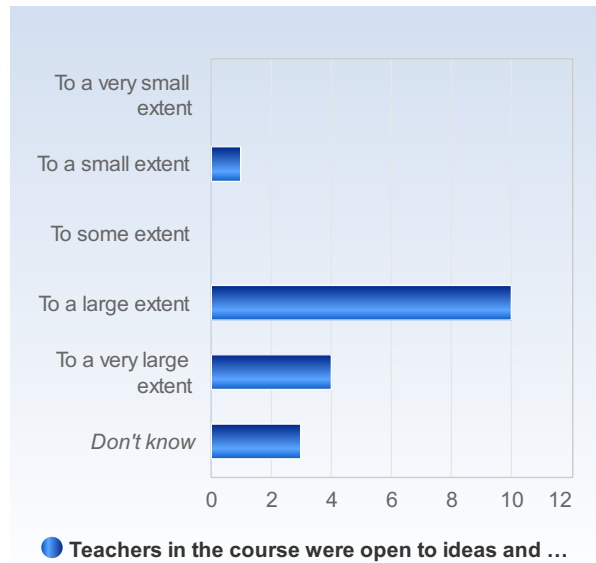
Students' suggestions and ideas regarding the web-based teaching were taken into consideration.	Number of responses
To a very small extent	1 (5,6%)
To a small extent	1 (5,6%)
To some extent	2 (11,1%)
To a large extent	5 (27,8%)
To a very large extent	4 (22,2%)
Don't know	5 (27,8%)
Total	18 (100,0%)



	Mean	Standard Deviation	Coefficient of Variation	Min	Lower Quartile	Median	Upper Quartile	Max
Students' suggestions and ideas regarding the web-based teaching were taken into consideration.	3,8	1,2	32,8 %	1,0	3,0	4,0	5,0	5,0

Teachers in the course were open to ideas and suggestions regarding web-based teaching.

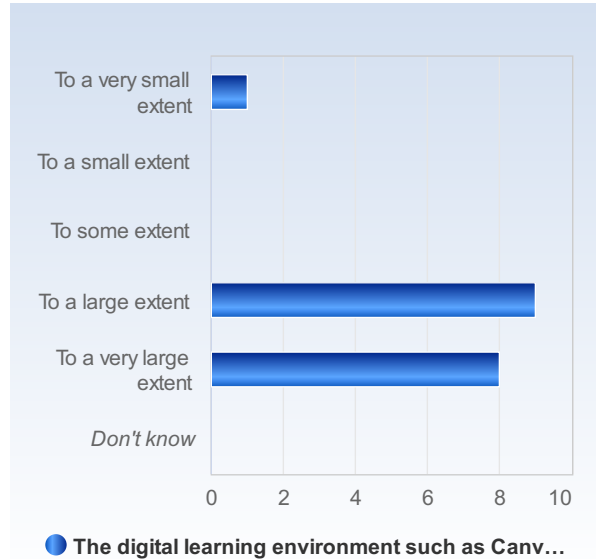
Teachers in the course were open to ideas and suggestions regarding web-based teaching.	Number of responses
To a very small extent	0 (0,0%)
To a small extent	1 (5,6%)
To some extent	0 (0,0%)
To a large extent	10 (55,6%)
To a very large extent	4 (22,2%)
Don't know	3 (16,7%)
Total	18 (100,0%)



	Mean	Standard Deviation	Coefficient of Variation	Min	Lower Quartile	Median	Upper Quartile	Max
Teachers in the course were open to ideas and suggestions regarding web-based teaching.	4,1	0,7	18,0 %	2,0	4,0	4,0	4,5	5,0

The digital learning environment such as Canvas, Zoom etc. during the web-based course was adequate.

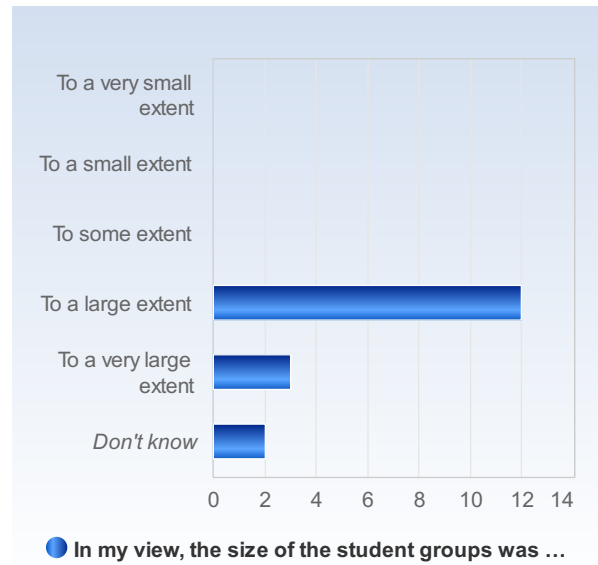
The digital learning environment such as Canvas, Zoom etc. during the web-based course was adequate.	Number of responses
To a very small extent	1 (5,6%)
To a small extent	0 (0,0%)
To some extent	0 (0,0%)
To a large extent	9 (50,0%)
To a very large extent	8 (44,4%)
Don't know	0 (0,0%)
Total	18 (100,0%)



	Mean	Standard Deviation	Coefficient of Variation	Min	Lower Quartile	Median	Upper Quartile	Max
The digital learning environment such as Canvas, Zoom etc. during the web-based course was adequate.	4,3	1,0	22,4 %	1,0	4,0	4,0	5,0	5,0

In my view, the size of the student groups was adapted to the web-based teaching.

In my view, the size of the student groups was adapted to the web-based teaching.	Number of responses
To a very small extent	0 (0,0%)
To a small extent	0 (0,0%)
To some extent	0 (0,0%)
To a large extent	12 (70,6%)
To a very large extent	3 (17,6%)
<i>Don't know</i>	2 (11,8%)
Total	17 (100,0%)



	Mean	Standard Deviation	Coefficient of Variation	Min	Lower Quartile	Median	Upper Quartile	Max
In my view, the size of the student groups was adapted to the web-based teaching.	4,2	0,4	9,9 %	4,0	4,0	4,0	4,0	5,0

I was able to talk with my teacher/supervisor about problems that had emerged because of the web-based teaching.

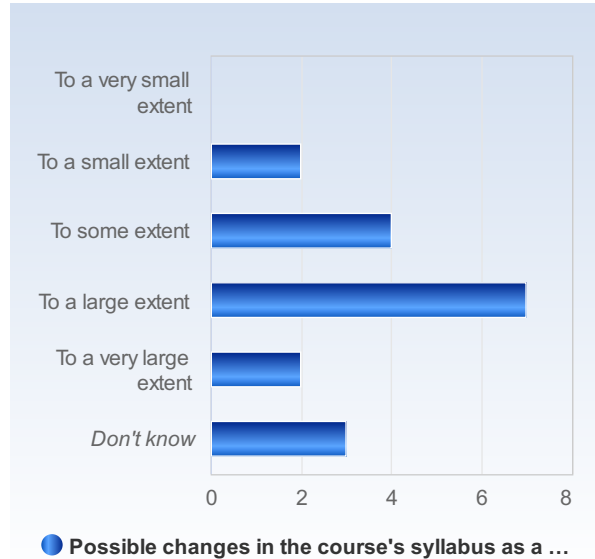
I was able to talk with my teacher/supervisor about problems that had emerged because of the web-based teaching.	Number of responses
To a very small extent	0 (0,0%)
To a small extent	1 (5,9%)
To some extent	4 (23,5%)
To a large extent	4 (23,5%)
To a very large extent	4 (23,5%)
<i>Don't know</i>	4 (23,5%)
Total	17 (100,0%)



	Mean	Standard Deviation	Coefficient of Variation	Min	Lower Quartile	Median	Upper Quartile	Max
I was able to talk with my teacher/supervisor about problems that had emerged because of the web-based teaching.	3,8	1,0	25,7 %	2,0	3,0	4,0	5,0	5,0

Possible changes in the course's syllabus as a consequence of the current situation (regarding Covid-19) were communicated clearly.

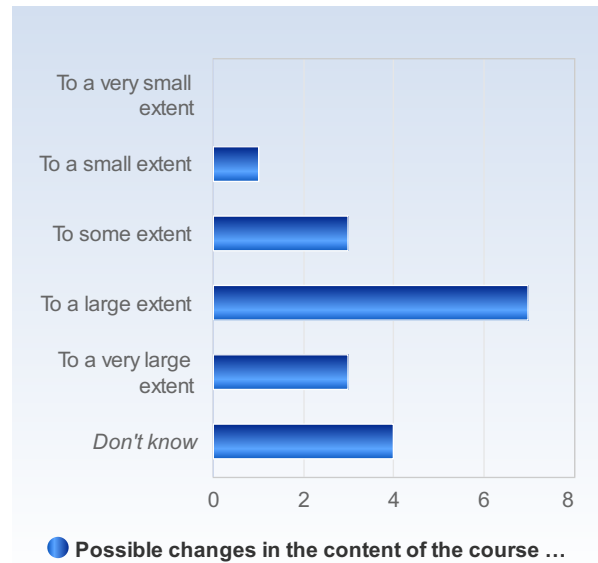
Possible changes in the course's syllabus as a consequence of the current situation (regarding Covid-19) were communicated clearly.	Number of responses
To a very small extent	0 (0,0%)
To a small extent	2 (11,1%)
To some extent	4 (22,2%)
To a large extent	7 (38,9%)
To a very large extent	2 (11,1%)
<i>Don't know</i>	3 (16,7%)
Total	18 (100,0%)



	Mean	Standard Deviation	Coefficient of Variation	Min	Lower Quartile	Median	Upper Quartile	Max
Possible changes in the course's syllabus as a consequence of the current situation (regarding Covid-19) were communicated clearly.	3,6	0,9	25,3 %	2,0	3,0	4,0	4,0	5,0

Possible changes in the content of the course as a consequence of the current situation (regarding Covid-19) were communicated clearly.

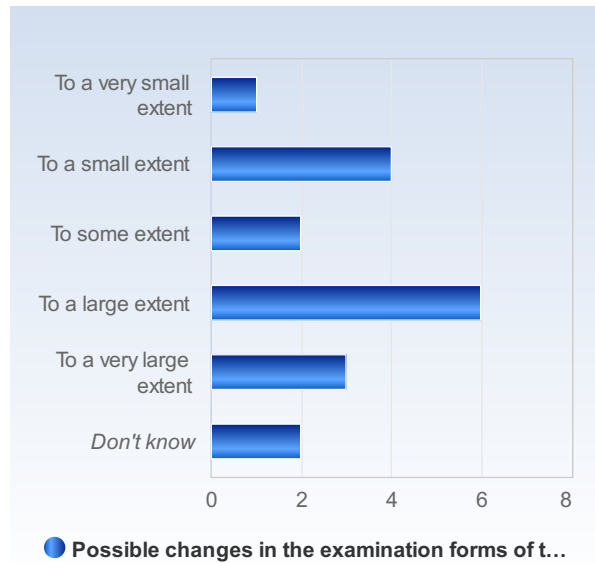
Possible changes in the content of the course as a consequence of the current situation (regarding Covid-19) were communicated clearly.	Number of responses
To a very small extent	0 (0,0%)
To a small extent	1 (5,6%)
To some extent	3 (16,7%)
To a large extent	7 (38,9%)
To a very large extent	3 (16,7%)
<i>Don't know</i>	4 (22,2%)
Total	18 (100,0%)



	Mean	Standard Deviation	Coefficient of Variation	Lower Min	Lower Quartile	Median	Upper Quartile	Max
Possible changes in the content of the course as a consequence of the current situation (regarding Covid-19) were communicated clearly.	3,9	0,9	22,4 %	2,0	3,5	4,0	4,0	5,0

Possible changes in the examination forms of the course as a consequence of the current situation (regarding Covid-19) were communicated clearly.

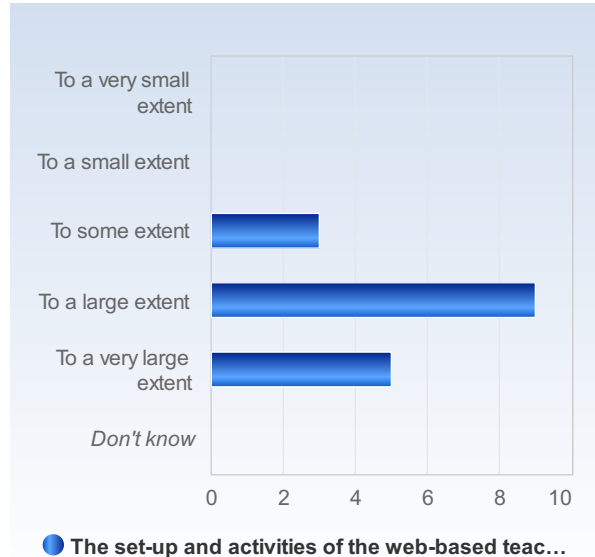
Possible changes in the examination forms of the course as a consequence of the current situation (regarding Covid-19) were communicated clearly.	Number of responses
To a very small extent	1 (5,6%)
To a small extent	4 (22,2%)
To some extent	2 (11,1%)
To a large extent	6 (33,3%)
To a very large extent	3 (16,7%)
Don't know	2 (11,1%)
Total	18 (100,0%)



	Mean	Standard Deviation	Coefficient of Variation	Min	Lower Quartile	Median	Upper Quartile	Max
Possible changes in the examination forms of the course as a consequence of the current situation (regarding Covid-19) were communicated clearly.	3,4	1,3	37,3 %	1,0	2,0	4,0	4,0	5,0

The set-up and activities of the web-based teaching were relevant to the learning outcomes.

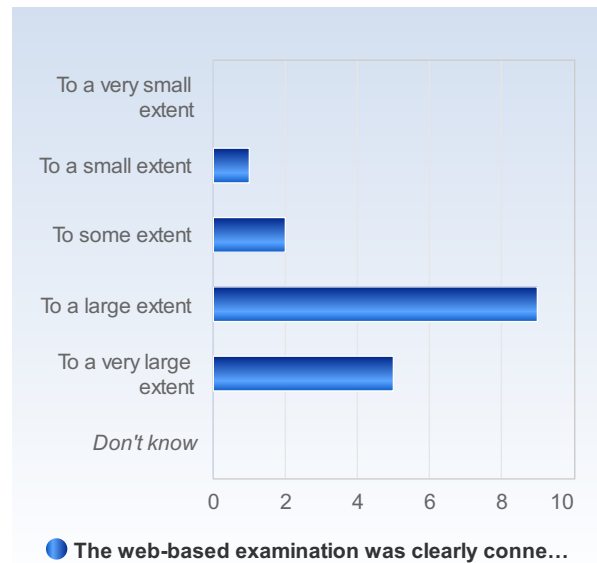
The set-up and activities of the web-based teaching were relevant to the learning outcomes.	Number of responses
To a very small extent	0 (0,0%)
To a small extent	0 (0,0%)
To some extent	3 (17,6%)
To a large extent	9 (52,9%)
To a very large extent	5 (29,4%)
Don't know	0 (0,0%)
Total	17 (100,0%)



	Mean	Standard Deviation	Coefficient of Variation	Min	Lower Quartile	Median	Upper Quartile	Max
The set-up and activities of the web-based teaching were relevant to the learning outcomes.	4,1	0,7	16,9 %	3,0	4,0	4,0	5,0	5,0

The web-based examination was clearly connected to the learning outcomes.

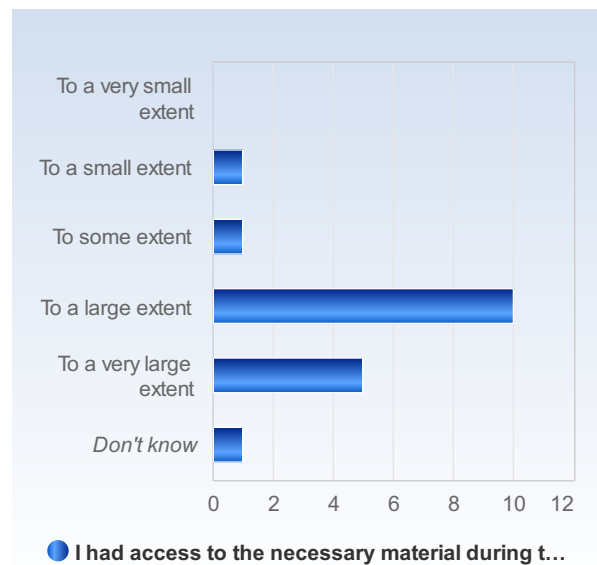
The web-based examination was clearly connected to the learning outcomes.	Number of responses
To a very small extent	0 (0,0%)
To a small extent	1 (5,9%)
To some extent	2 (11,8%)
To a large extent	9 (52,9%)
To a very large extent	5 (29,4%)
<i>Don't know</i>	0 (0,0%)
Total	17 (100,0%)



	Mean	Standard Deviation	Coefficient of Variation	Min	Lower Quartile	Median	Upper Quartile	Max
The web-based examination was clearly connected to the learning outcomes.	4,1	0,8	20,4 %	2,0	4,0	4,0	5,0	5,0

I had access to the necessary material during the web-based teaching.

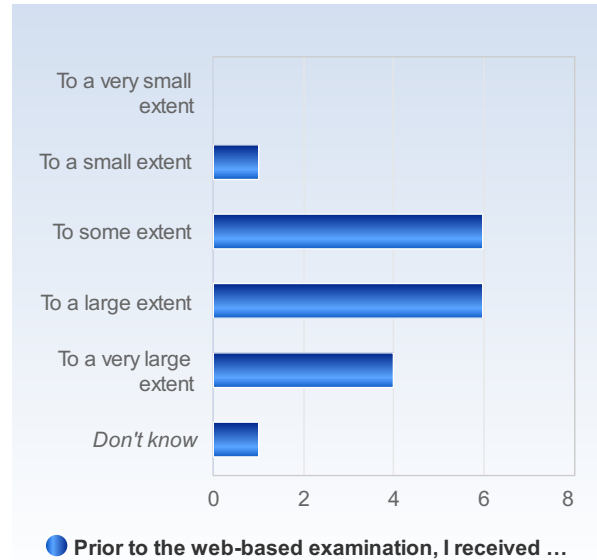
I had access to the necessary material during the web-based teaching.	Number of responses
To a very small extent	0 (0,0%)
To a small extent	1 (5,6%)
To some extent	1 (5,6%)
To a large extent	10 (55,6%)
To a very large extent	5 (27,8%)
<i>Don't know</i>	1 (5,6%)
Total	18 (100,0%)



	Mean	Standard Deviation	Coefficient of Variation	Min	Lower Quartile	Median	Upper Quartile	Max
I had access to the necessary material during the web-based teaching.	4,1	0,8	19,0 %	2,0	4,0	4,0	5,0	5,0

Prior to the web-based examination, I received clear instructions regarding, for example, system (Canvas) set-up and times.

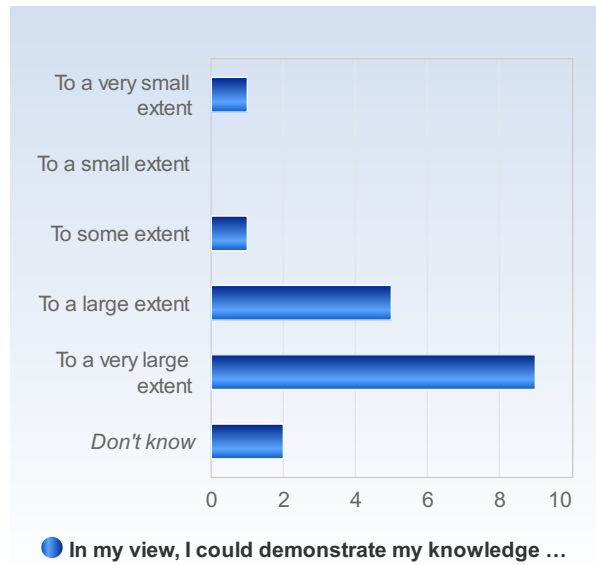
Prior to the web-based examination, I received clear instructions regarding, for example, system (Canvas) set-up and times.	Number of responses
To a very small extent	0 (0,0%)
To a small extent	1 (5,6%)
To some extent	6 (33,3%)
To a large extent	6 (33,3%)
To a very large extent	4 (22,2%)
Don't know	1 (5,6%)
Total	18 (100,0%)



	Mean	Standard Deviation	Coefficient of Variation	Min	Lower Quartile	Median	Upper Quartile	Max
Prior to the web-based examination, I received clear instructions regarding, for example, system (Canvas) set-up and times.	3,8	0,9	24,0 %	2,0	3,0	4,0	4,0	5,0

In my view, I could demonstrate my knowledge in the web-based examination just as well as in an ordinary examination.

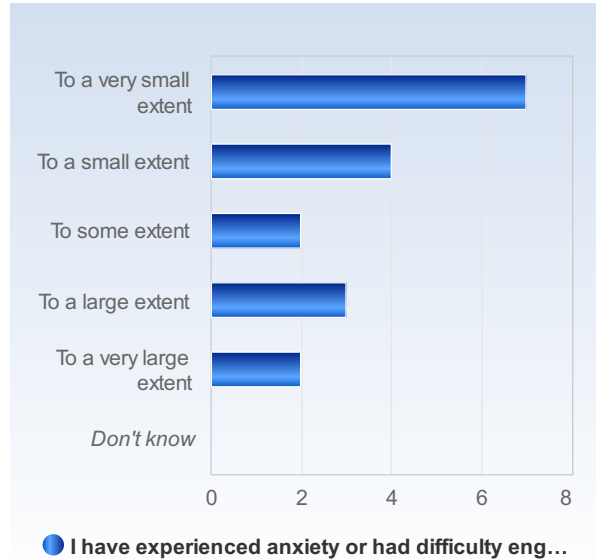
In my view, I could demonstrate my knowledge in the web-based examination just as well as in an ordinary examination.	Number of responses
To a very small extent	1 (5,6%)
To a small extent	0 (0,0%)
To some extent	1 (5,6%)
To a large extent	5 (27,8%)
To a very large extent	9 (50,0%)
Don't know	2 (11,1%)
Total	18 (100,0%)



	Mean	Standard Deviation	Coefficient of Variation	Min	Lower Quartile	Median	Upper Quartile	Max
In my view, I could demonstrate my knowledge in the web-based examination just as well as in an ordinary examination.	4,3	1,1	25,0 %	1,0	4,0	5,0	5,0	5,0

I have experienced anxiety or had difficulty engaging, as a consequence of the current situation (regarding Covid-19).

I have experienced anxiety or had difficulty engaging, as a consequence of the current situation (regarding Covid-19).	Number of responses
To a very small extent	7 (38,9%)
To a small extent	4 (22,2%)
To some extent	2 (11,1%)
To a large extent	3 (16,7%)
To a very large extent	2 (11,1%)
Don't know	0 (0,0%)
Total	18 (100,0%)



	Mean	Standard Deviation	Coefficient of Variation	Min	Lower Quartile	Median	Upper Quartile	Max
I have experienced anxiety or had difficulty engaging, as a consequence of the current situation (regarding Covid-19).	2,4	1,5	61,2 %	1,0	1,0	2,0	3,5	5,0