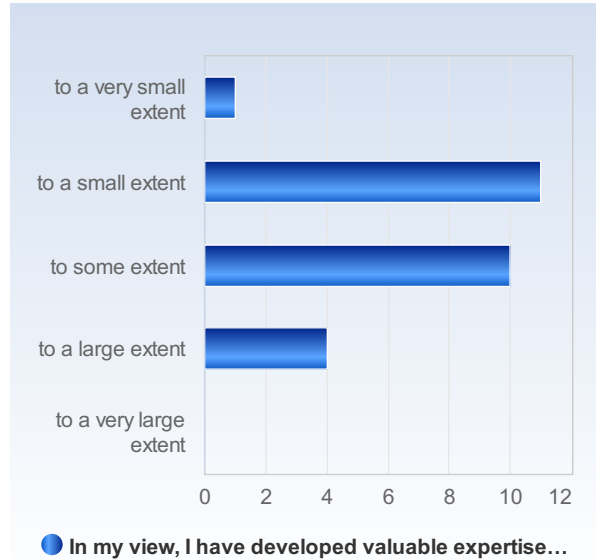


Course Evaluation Health policy, management & economics, 3GB014, FALL 21

Respondents: 32
 Answer Count: 26
 Answer Frequency: 81,25 %

In my view, I have developed valuable expertise/skills during the course.

In my view, I have developed valuable expertise /skills during the course.	Number of responses
to a very small extent	1 (3,8%)
to a small extent	11 (42,3%)
to some extent	10 (38,5%)
to a large extent	4 (15,4%)
to a very large extent	0 (0,0%)
Total	26 (100,0%)



	Mean	Standard Deviation	Coefficient of Variation	Min	Lower Quartile	Median	Upper Quartile	Max
In my view, I have developed valuable expertise/skills during the course.	2,7	0,8	30,0 %	1,0	2,0	3,0	3,0	4,0

In my view, I have achieved all the intended learning outcomes of the course.

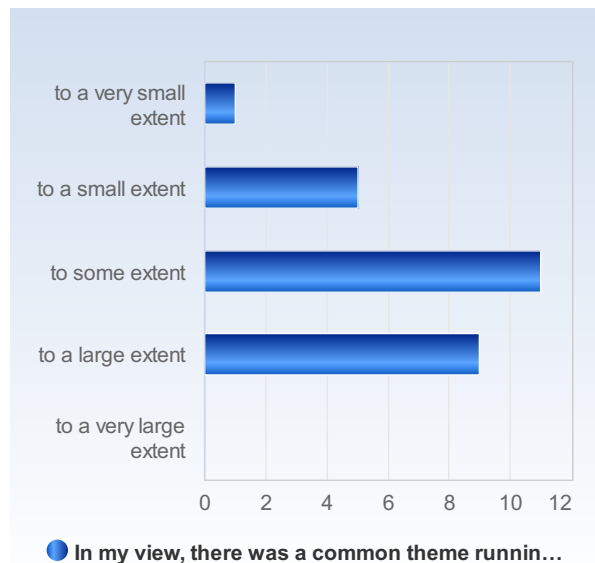
In my view, I have achieved all the intended learning outcomes of the course.	Number of responses
to a very small extent	1 (3,8%)
to a small extent	7 (26,9%)
to some extent	13 (50,0%)
to a large extent	4 (15,4%)
to a very large extent	1 (3,8%)
Total	26 (100,0%)



	Mean	Standard Deviation	Coefficient of Variation	Min	Lower Quartile	Median	Upper Quartile	Max
In my view, I have achieved all the intended learning outcomes of the course.	2,9	0,9	29,9 %	1,0	2,0	3,0	3,0	5,0

In my view, there was a common theme running throughout the course – from learning outcomes to examinations.

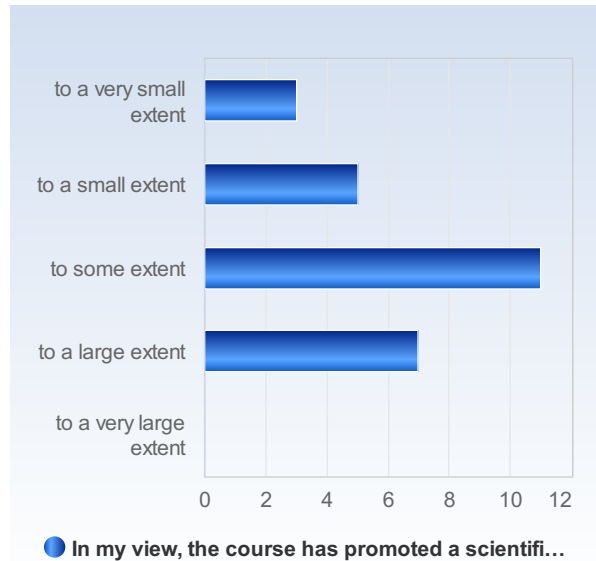
In my view, there was a common theme running throughout the course – from learning outcomes to examinations.	Number of responses
to a very small extent	1 (3,8%)
to a small extent	5 (19,2%)
to some extent	11 (42,3%)
to a large extent	9 (34,6%)
to a very large extent	0 (0,0%)
Total	26 (100,0%)



	Mean	Standard Deviation	Coefficient of Variation	Min	Lower Quartile	Median	Upper Quartile	Max
In my view, there was a common theme running throughout the course – from learning outcomes to examinations.	3,1	0,8	27,5 %	1,0	3,0	3,0	4,0	4,0

In my view, the course has promoted a scientific way of thinking and reasoning (e.g. analytical and critical thinking, independent search for and evaluation of information).

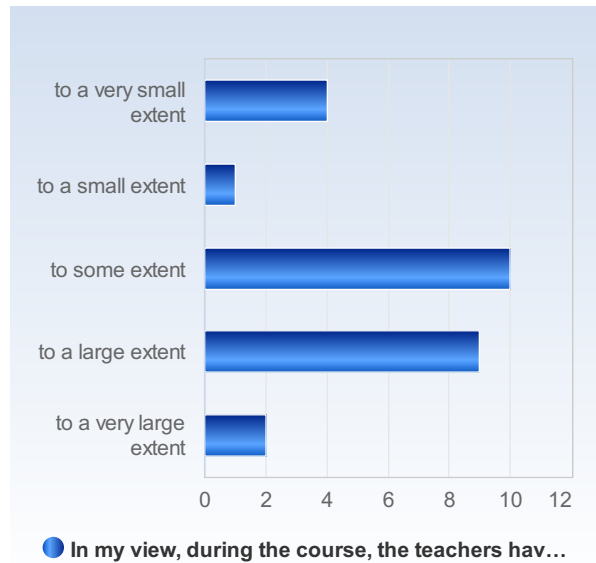
In my view, the course has promoted a scientific way of thinking and reasoning (e.g. analytical and critical thinking, independent search for and evaluation of information).	Number of responses
to a very small extent	3 (11,5%)
to a small extent	5 (19,2%)
to some extent	11 (42,3%)
to a large extent	7 (26,9%)
to a very large extent	0 (0,0%)
Total	26 (100,0%)



In my view, the course has promoted a scientific way of thinking and reasoning (e.g. analytical and critical thinking, independent search for and evaluation of information).	Mean	Standard Deviation	Coefficient of Variation	Lower Min	Lower Quartile	Median	Upper Quartile	Max
In my view, the course has promoted a scientific way of thinking and reasoning (e.g. analytical and critical thinking, independent search for and evaluation of information).	2,8	1,0	34,0 %	1,0	2,0	3,0	3,5	4,0

In my view, during the course, the teachers have been open to ideas and opinions about the course's structure and content.

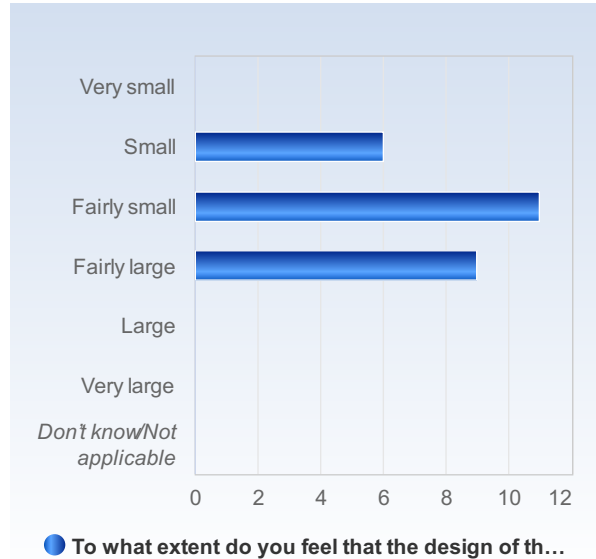
In my view, during the course, the teachers have been open to ideas and opinions about the course's structure and content.	Number of responses
to a very small extent	4 (15,4%)
to a small extent	1 (3,8%)
to some extent	10 (38,5%)
to a large extent	9 (34,6%)
to a very large extent	2 (7,7%)
Total	26 (100,0%)



	Mean	Standard Deviation	Coefficient of Variation	Min	Lower Quartile	Median	Upper Quartile	Max
In my view, during the course, the teachers have been open to ideas and opinions about the course's structure and content.	3,2	1,2	36,6 %	1,0	3,0	3,0	4,0	5,0

To what extent do you feel that the design of the course was appropriate to the intended learning outcomes?

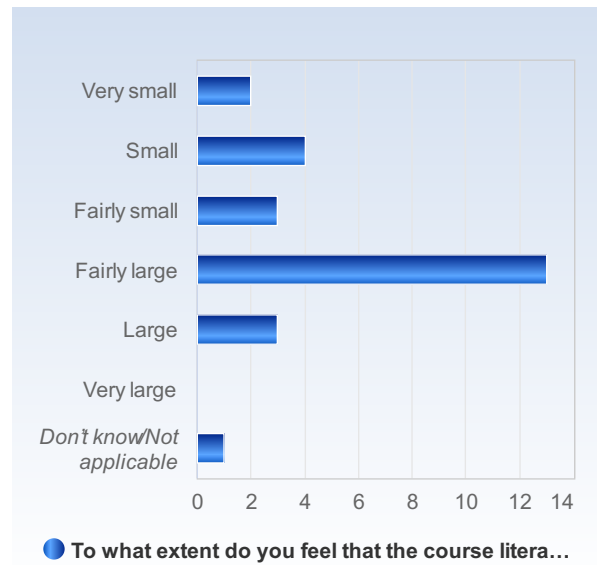
To what extent do you feel that the design of the course was appropriate to the intended learning outcomes?	Number of responses
Very small	0 (0,0%)
Small	6 (23,1%)
Fairly small	11 (42,3%)
Fairly large	9 (34,6%)
Large	0 (0,0%)
Very large	0 (0,0%)
Don't know/Not applicable	0 (0,0%)
Total	26 (100,0%)



	Mean	Standard Deviation	Coefficient of Variation	Min	Lower Quartile	Median	Upper Quartile	Max
To what extent do you feel that the design of the course was appropriate to the intended learning outcomes?	3,1	0,8	24,6 %	2,0	3,0	3,0	4,0	4,0

To what extent do you feel that the course literature supported your learning?

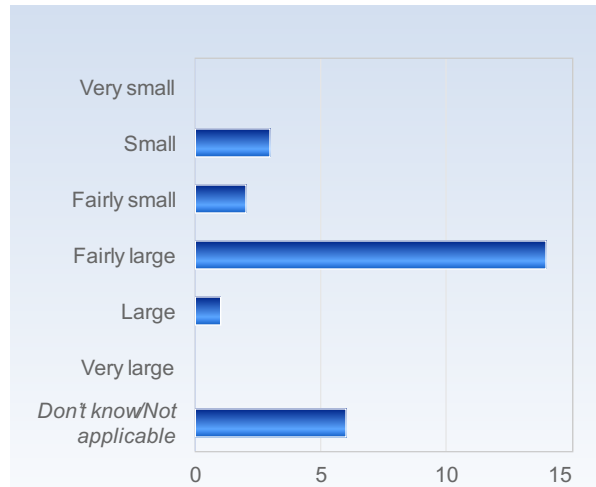
To what extent do you feel that the course literature supported your learning?	Number of responses
Very small	2 (7,7%)
Small	4 (15,4%)
Fairly small	3 (11,5%)
Fairly large	13 (50,0%)
Large	3 (11,5%)
Very large	0 (0,0%)
<i>Don't know/Not applicable</i>	1 (3,8%)
Total	26 (100,0%)



	Mean	Standard Deviation	Coefficient of Variation	Min	Lower Quartile	Median	Upper Quartile	Max
To what extent do you feel that the course literature supported your learning?	3,4	1,2	33,7 %	1,0	3,0	4,0	4,0	5,0

To what extent do you feel that the study aids (computer programmes, internet, models, equipment and other material) helped you achieve the intended learning outcomes?

To what extent do you feel that the study aids (computer programmes, internet, models, equipment and other material) helped you achieve the intended learning outcomes?	Number of responses
Very small	0 (0,0%)
Small	3 (11,5%)
Fairly small	2 (7,7%)
Fairly large	14 (53,8%)
Large	1 (3,8%)
Very large	0 (0,0%)
Don't know/Not applicable	6 (23,1%)
Total	26 (100,0%)

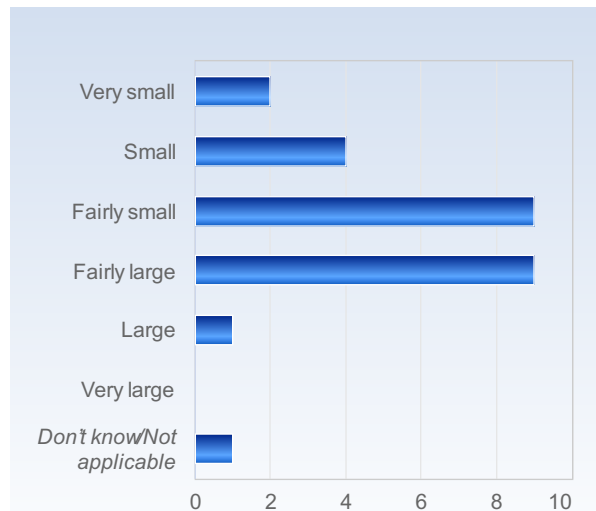


● To what extent do you feel that the study aids (... achieve the intended learning outcomes?

To what extent do you feel that the study aids (computer programmes, internet, models, equipment and other material) helped you achieve the intended learning outcomes?	Mean	Standard Deviation	Coefficient of Variation	Lower Quartile	Median	Upper Quartile	Max
	3,7	0,8	22,3 %	2,0	3,5	4,0	4,0

To what extent do you feel that the teachers were able to support your learning during the course?

To what extent do you feel that the teachers were able to support your learning during the course?	Number of responses
Very small	2 (7,7%)
Small	4 (15,4%)
Fairly small	9 (34,6%)
Fairly large	9 (34,6%)
Large	1 (3,8%)
Very large	0 (0,0%)
Don't know/Not applicable	1 (3,8%)
Total	26 (100,0%)

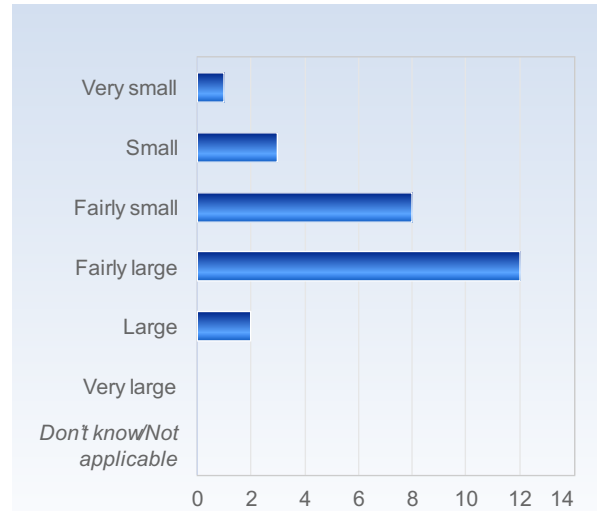


● To what extent do you feel that the teachers we...

	Mean	Standard Deviation	Coefficient of Variation	Min	Lower Quartile	Median	Upper Quartile	Max
To what extent do you feel that the teachers were able to support your learning during the course?	3,1	1,0	32,5 %	1,0	3,0	3,0	4,0	5,0

To what extent do you feel that the tests/exams was appropriately designed with respect to the intended learning outcomes?

To what extent do you feel that the tests/exams was appropriately designed with respect to the intended learning outcomes?	Number of responses
Very small	1 (3,8%)
Small	3 (11,5%)
Fairly small	8 (30,8%)
Fairly large	12 (46,2%)
Large	2 (7,7%)
Very large	0 (0,0%)
Don't know/Not applicable	0 (0,0%)
Total	26 (100,0%)

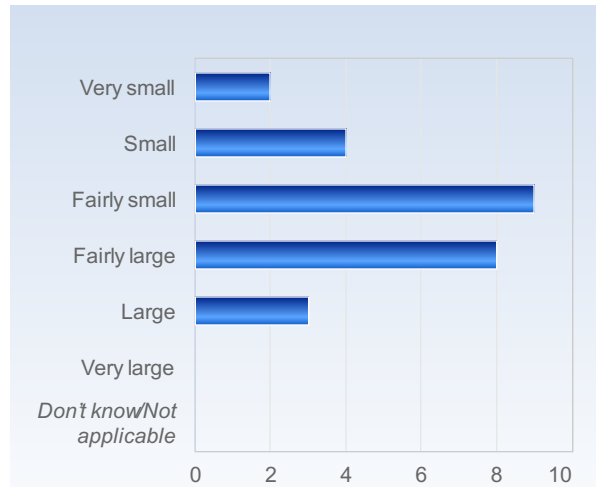


● To what extent do you feel that the tests/exams ...

	Mean	Standard Deviation	Coefficient of Variation	Min	Lower Quartile	Median	Upper Quartile	Max
To what extent do you feel that the tests/exams was appropriately designed with respect to the intended learning outcomes?	3,4	0,9	27,6 %	1,0	3,0	4,0	4,0	5,0

To what extent do you feel that the workload during the course was reasonable in relation to the extent of the course/number of credits awarded?

To what extent do you feel that the workload during the course was reasonable in relation to the extent of the course/number of credits awarded?	Number of responses
Very small	2 (7,7%)
Small	4 (15,4%)
Fairly small	9 (34,6%)
Fairly large	8 (30,8%)
Large	3 (11,5%)
Very large	0 (0,0%)
<i>Don't know/Not applicable</i>	0 (0,0%)
Total	26 (100,0%)

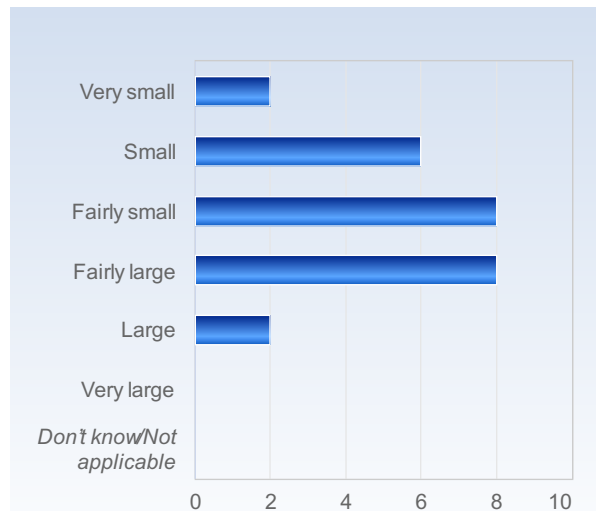


● To what extent do you feel that the workload during the course was reasonable in relation to the extent of the course/number of credits awarded?

	Mean	Standard Deviation	Coefficient of Variation	Lower Quartile	Median	Upper Quartile	Max
To what extent do you feel that the workload during the course was reasonable in relation to the extent of the course/number of credits awarded?	3,2	1,1	34,3 %	1,0	3,0	4,0	5,0

To what extent do you feel that you have acquired applicable and relevant theoretical knowledge?

To what extent do you feel that you have acquired applicable and relevant theoretical knowledge?	Number of responses
Very small	2 (7,7%)
Small	6 (23,1%)
Fairly small	8 (30,8%)
Fairly large	8 (30,8%)
Large	2 (7,7%)
Very large	0 (0,0%)
<i>Don't know/Not applicable</i>	0 (0,0%)
Total	26 (100,0%)

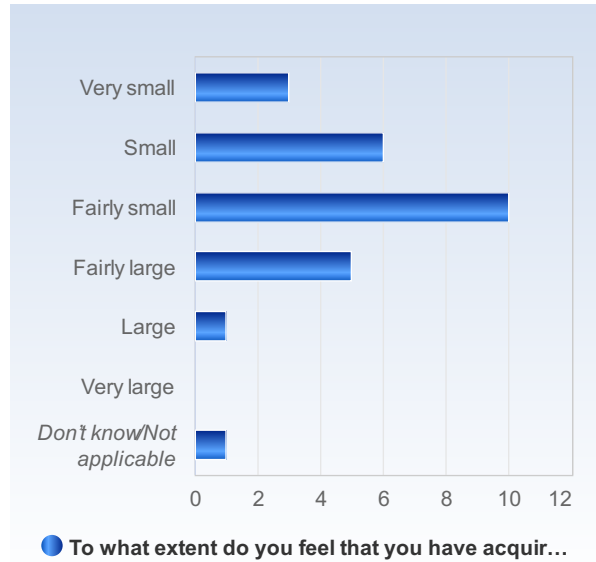


● To what extent do you feel that you have acquired applicable and relevant theoretical knowledge?

	Mean	Standard Deviation	Coefficient of Variation	Min	Lower Quartile	Median	Upper Quartile	Max
To what extent do you feel that you have acquired applicable and relevant theoretical knowledge?	3,1	1,1	35,5 %	1,0	2,0	3,0	4,0	5,0

To what extent do you feel that you have acquired applicable and relevant practical skills?

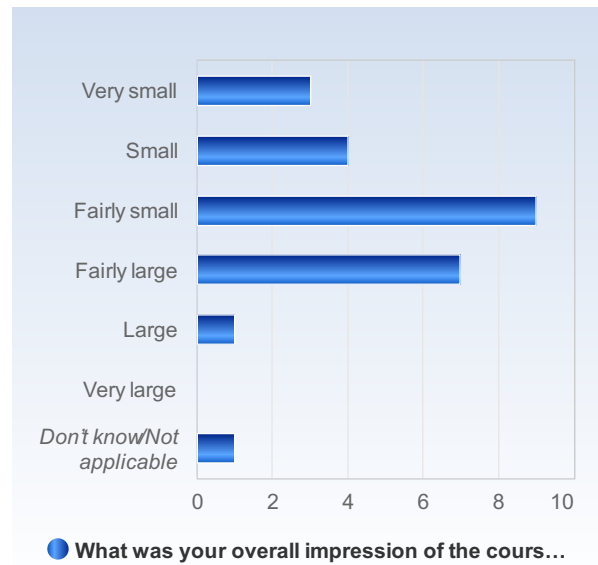
To what extent do you feel that you have acquired applicable and relevant practical skills?	Number of responses
Very small	3 (11,5%)
Small	6 (23,1%)
Fairly small	10 (38,5%)
Fairly large	5 (19,2%)
Large	1 (3,8%)
Very large	0 (0,0%)
<i>Don't know/Not applicable</i>	1 (3,8%)
Total	26 (100,0%)



	Mean	Standard Deviation	Coefficient of Variation	Min	Lower Quartile	Median	Upper Quartile	Max
To what extent do you feel that you have acquired applicable and relevant practical skills?	2,8	1,0	37,2 %	1,0	2,0	3,0	3,0	5,0

What was your overall impression of the course?

What was your overall impression of the course?	Number of responses
Very small	3 (12,0%)
Small	4 (16,0%)
Fairly small	9 (36,0%)
Fairly large	7 (28,0%)
Large	1 (4,0%)
Very large	0 (0,0%)
<i>Don't know/Not applicable</i>	1 (4,0%)
Total	25 (100,0%)



	Mean	Standard Deviation	Coefficient of Variation	Min	Lower Quartile	Median	Upper Quartile	Max
What was your overall impression of the course?	3,0	1,1	36,6 %	1,0	2,0	3,0	4,0	5,0