

Pathology 1BI047 Spring 2022

Respondents: 52
 Answer Count: 32
 Answer Frequency: 61,54 %

In my view, I have developed valuable expertise/skills during the course.

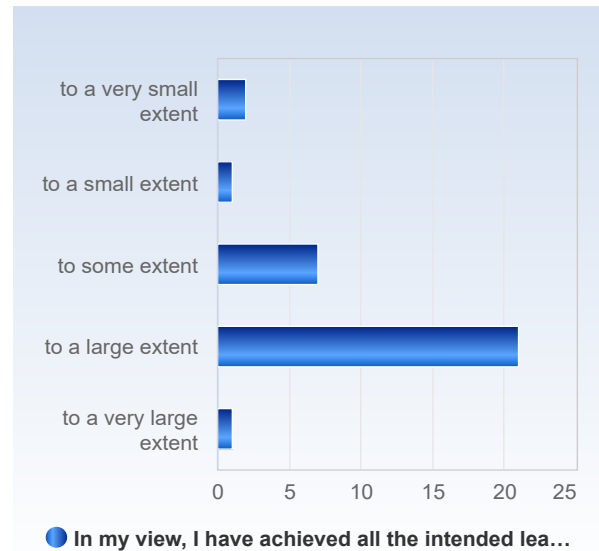
In my view, I have developed valuable expertise/skills during the course.	Number of responses
to a very small extent	2 (6,2%)
to a small extent	5 (15,6%)
to some extent	10 (31,2%)
to a large extent	13 (40,6%)
to a very large extent	2 (6,2%)
Total	32 (100,0%)



	Mean	Standard Deviation	Coefficient of Variation	Min	Lower Quartile	Median	Upper Quartile	Max
In my view, I have developed valuable expertise/skills during the course.	3,2	1,0	31,3 %	1,0	3,0	3,0	4,0	5,0

In my view, I have achieved all the intended learning outcomes of the course.

In my view, I have achieved all the intended learning outcomes of the course.	Number of responses
to a very small extent	2 (6,2%)
to a small extent	1 (3,1%)
to some extent	7 (21,9%)
to a large extent	21 (65,6%)
to a very large extent	1 (3,1%)
Total	32 (100,0%)



	Mean	Standard Deviation	Coefficient of Variation	Min	Lower Quartile	Median	Upper Quartile	Max
In my view, I have achieved all the intended learning outcomes of the course.	3,6	0,9	24,6 %	1,0	3,0	4,0	4,0	5,0

In my view, there was a common theme running throughout the course – from learning outcomes to examinations.

In my view, there was a common theme running throughout the course – from learning outcomes to examinations.	Number of responses
to a very small extent	1 (3,1%)
to a small extent	3 (9,4%)
to some extent	11 (34,4%)
to a large extent	14 (43,8%)
to a very large extent	3 (9,4%)
Total	32 (100,0%)

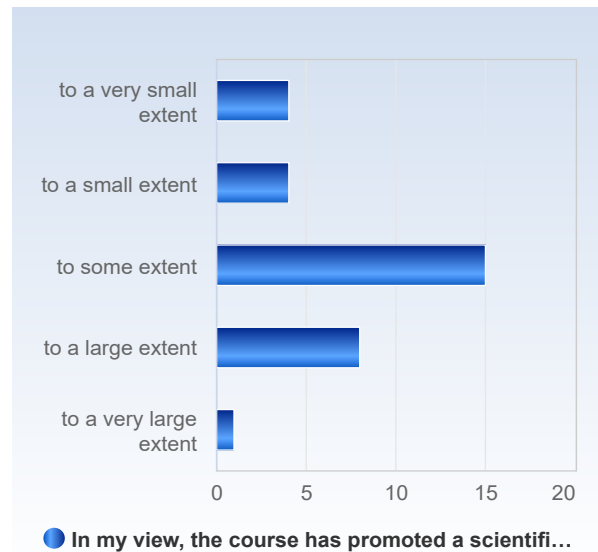


	Mean	Standard Deviation	Coefficient of Variation	Min	Lower Quartile	Median	Upper Quartile	Max
In my view, there was a common theme running throughout the course – from learning outcomes to examinations.	3,5	0,9	26,4 %	1,0	3,0	4,0	4,0	5,0

In my view, the course has promoted a scientific way of thinking and reasoning (e.g. analytical and critical thinking, independent search for and evaluation of information).

In my view, the course has promoted a scientific way of thinking and reasoning (e.g. analytical and critical thinking, independent search for and evaluation of information).

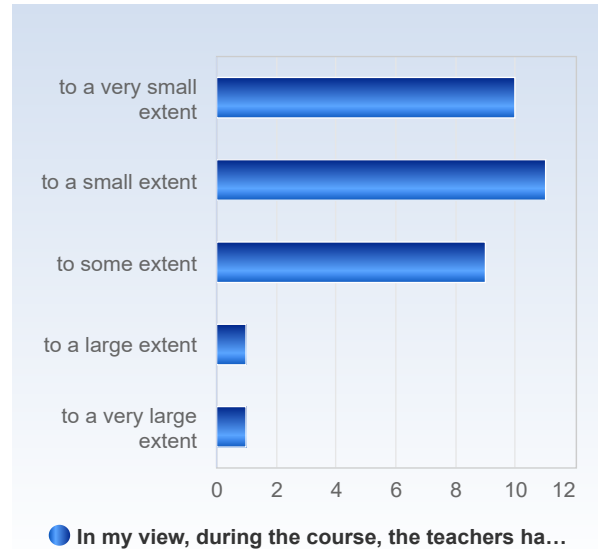
	Number of responses
to a very small extent	4 (12,5%)
to a small extent	4 (12,5%)
to some extent	15 (46,9%)
to a large extent	8 (25,0%)
to a very large extent	1 (3,1%)
Total	32 (100,0%)



	Mean	Standard Deviation	Coefficient of Variation	Min	Lower Quartile	Median	Upper Quartile	Max
In my view, the course has promoted a scientific way of thinking and reasoning (e.g. analytical and critical thinking, independent search for and evaluation of information).	2,9	1,0	34,5 %	1,0	2,5	3,0	4,0	5,0

In my view, during the course, the teachers have been open to ideas and opinions about the course's structure and content.

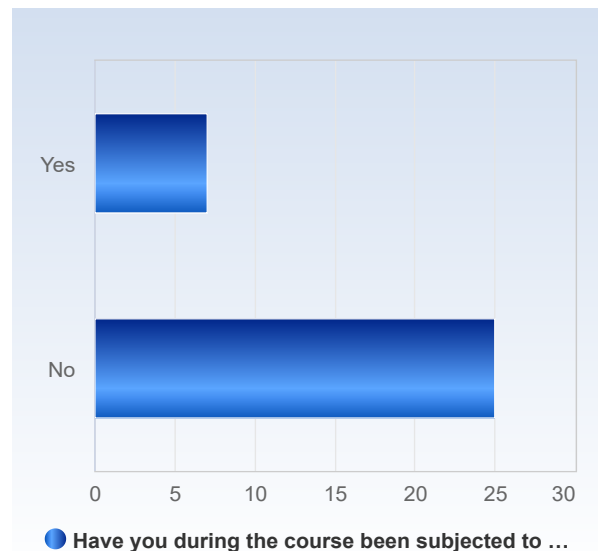
In my view, during the course, the teachers have been open to ideas and opinions about the course's structure and content.	Number of responses
to a very small extent	10 (31,2%)
to a small extent	11 (34,4%)
to some extent	9 (28,1%)
to a large extent	1 (3,1%)
to a very large extent	1 (3,1%)
Total	32 (100,0%)



	Mean	Standard Deviation	Coefficient of Variation	Min	Lower Quartile	Median	Upper Quartile	Max
In my view, during the course, the teachers have been open to ideas and opinions about the course's structure and content.	2,1	1,0	47,4 %	1,0	1,0	2,0	3,0	5,0

Have you during the course been subjected to negative discrimination or insults because of your gender, ethnic origin, religion, disability or sexual orientation? If the answer is yes, the programme advises you to contact the study advisor or the student ombudsman; see KI webpage for Contact information.

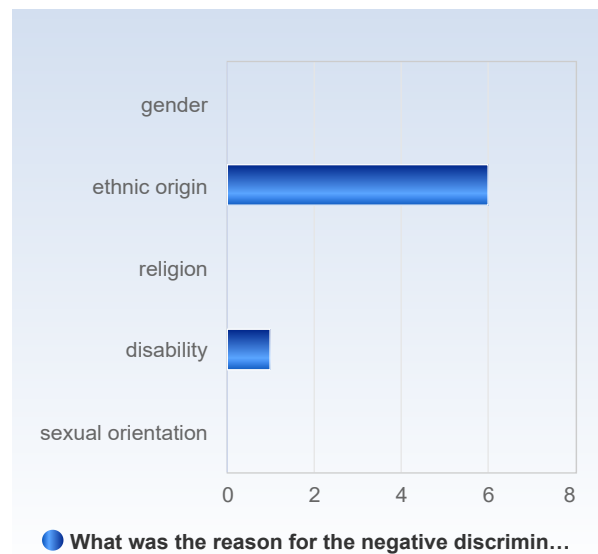
Have you during the course been subjected to negative discrimination or insults because of your gender, ethnic origin, religion, disability or sexual orientation? If the answer is yes, the programme advises you to contact the study advisor or the student ombudsman; see KI webpage for Contact information.	Number of responses
Yes	7 (21,9%)
No	25 (78,1%)
Total	32 (100,0%)



	Mean	Standard Deviation	Coefficient of Variation	Min	Lower Quartile	Median	Upper Quartile	Max
Have you during the course been subjected to negative discrimination or insults because of your gender, ethnic origin, religion, disability or sexual orientation? If the answer is yes, the programme advises you to contact the study advisor or the student ombudsman; see KI webpage for Contact information.	1,8	0,4	23,6 %	1,0	2,0	2,0	2,0	2,0

What was the reason for the negative discrimination or insult?

What was the reason for the negative discrimination or insult?	Number of responses
gender	0 (0,0%)
ethnic origin	6 (85,7%)
religion	0 (0,0%)
disability	1 (14,3%)
sexual orientation	0 (0,0%)
Total	7 (100,0%)



	Mean	Standard Deviation	Coefficient of Variation	Min	Lower Quartile	Median	Upper Quartile	Max
What was the reason for the negative discrimination or insult?	2,3	0,8	33,1 %	2,0	2,0	2,0	2,0	4,0

To what extent do you feel that the workload during the course was reasonable in relation to the extent of the course/number of credits awarded?

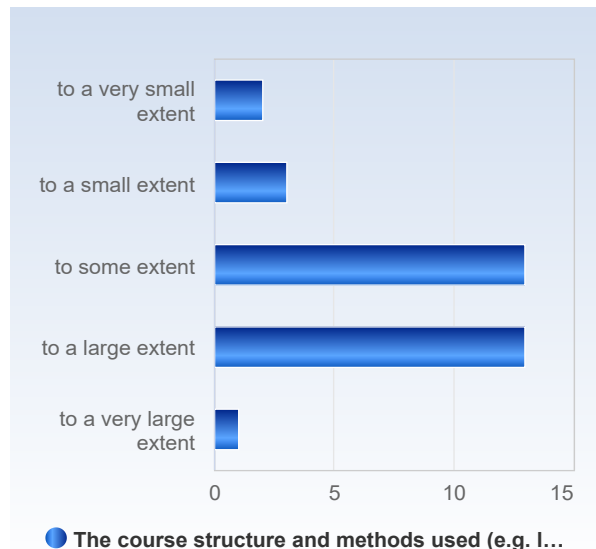
To what extent do you feel that the workload during the course was reasonable in relation to the extent of the course/number of credits awarded?	Number of responses
To a very small extent	15 (46,9%)
To a small extent	4 (12,5%)
To some extent	10 (31,2%)
To a large extent	3 (9,4%)
To a very large extent	0 (0,0%)
Total	32 (100,0%)



	Mean	Standard Deviation	Coefficient of Variation	Min	Lower Quartile	Median	Upper Quartile	Max
To what extent do you feel that the workload during the course was reasonable in relation to the extent of the course/number of credits awarded?	2,0	1,1	53,8 %	1,0	1,0	2,0	3,0	4,0

The course structure and methods used (e.g. lectures, exercises, seminars, assignments etc.) were relevant in relation to the learning outcomes.

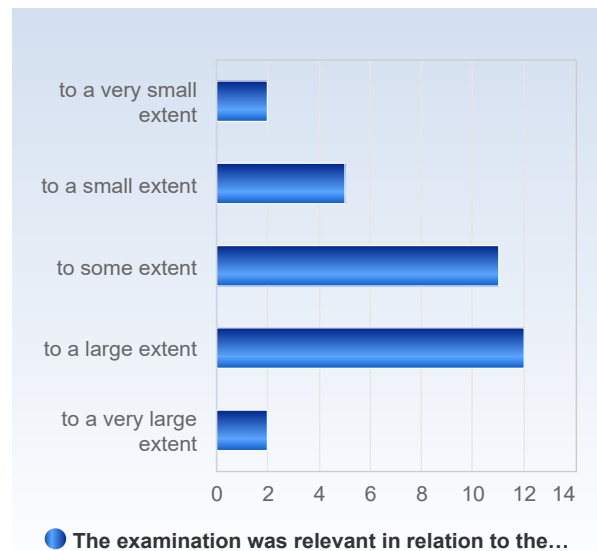
The course structure and methods used (e.g. lectures, exercises, seminars, assignments etc.) were relevant in relation to the learning outcomes.	Number of responses
to a very small extent	2 (6,2%)
to a small extent	3 (9,4%)
to some extent	13 (40,6%)
to a large extent	13 (40,6%)
to a very large extent	1 (3,1%)
Total	32 (100,0%)



	Mean	Standard Deviation	Coefficient of Variation	Min	Lower Quartile	Median	Upper Quartile	Max
The course structure and methods used (e.g. lectures, exercises, seminars, assignments etc.) were relevant in relation to the learning outcomes.	3,2	0,9	28,2 %	1,0	3,0	3,0	4,0	5,0

The examination was relevant in relation to the learning outcomes.

The examination was relevant in relation to the learning outcomes.	Number of responses
to a very small extent	2 (6,2%)
to a small extent	5 (15,6%)
to some extent	11 (34,4%)
to a large extent	12 (37,5%)
to a very large extent	2 (6,2%)
Total	32 (100,0%)



● The examination was relevant in relation to the...

	Mean	Standard Deviation	Coefficient of Variation	Min	Lower Quartile	Median	Upper Quartile	Max
The examination was relevant in relation to the learning outcomes.	3,2	1,0	31,3 %	1,0	3,0	3,0	4,0	5,0

I took responsibility for my own learning during this course.

I took responsibility for my own learning during this course.	Number of responses
to a very small extent	1 (3,1%)
to a small extent	1 (3,1%)
to some extent	1 (3,1%)
to a large extent	16 (50,0%)
to a very large extent	13 (40,6%)
Total	32 (100,0%)



	Mean	Standard Deviation	Coefficient of Variation	Min	Lower Quartile	Median	Upper Quartile	Max
I took responsibility for my own learning during this course.	4,2	0,9	21,5 %	1,0	4,0	4,0	5,0	5,0

When/if I had questions or problems with the course content, I felt that I could turn to my teacher/supervisor for guidance.

When/if I had questions or problems with the course content, I felt that I could turn to my teacher/supervisor for guidance.	Number of responses
to a very small extent	4 (12,5%)
to a small extent	6 (18,8%)
to some extent	5 (15,6%)
to a large extent	15 (46,9%)
to a very large extent	2 (6,2%)
Total	32 (100,0%)



	Mean	Standard Deviation	Coefficient of Variation	Min	Lower Quartile	Median	Upper Quartile	Max
When/if I had questions or problems with the course content, I felt that I could turn to my teacher/supervisor for guidance.	3,2	1,2	37,8 %	1,0	2,0	4,0	4,0	5,0

The feedback that I have received has been important for my development and learning.

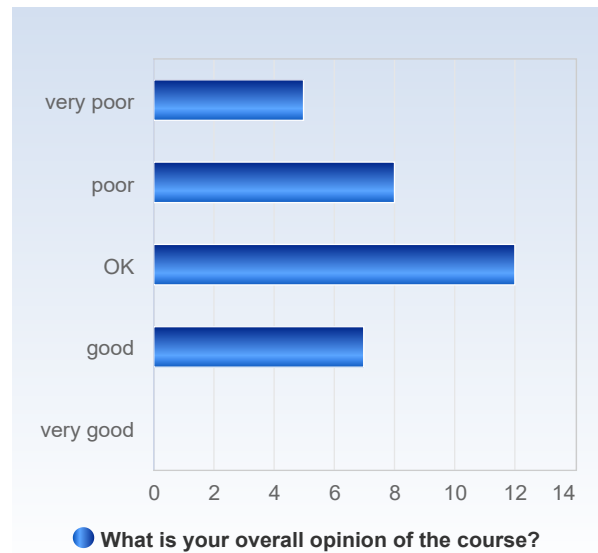
The feedback that I have received has been important for my development and learning.	Number of responses
to a very small extent	9 (28,1%)
to a small extent	7 (21,9%)
to some extent	11 (34,4%)
to a large extent	5 (15,6%)
to a very large extent	0 (0,0%)
Total	32 (100,0%)



	Mean	Standard Deviation	Coefficient of Variation	Min	Lower Quartile	Median	Upper Quartile	Max
The feedback that I have received has been important for my development and learning.	2,4	1,1	45,1 %	1,0	1,0	2,5	3,0	4,0

What is your overall opinion of the course?

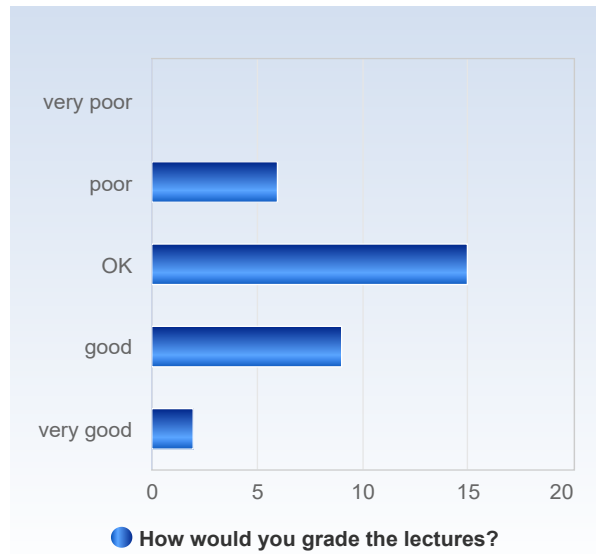
What is your overall opinion of the course?	Number of responses
very poor	5 (15,6%)
poor	8 (25,0%)
OK	12 (37,5%)
good	7 (21,9%)
very good	0 (0,0%)
Total	32 (100,0%)



	Mean	Standard Deviation	Coefficient of Variation	Min	Lower Quartile	Median	Upper Quartile	Max
What is your overall opinion of the course?	2,7	1,0	37,8 %	1,0	2,0	3,0	3,0	4,0

How would you grade the lectures?

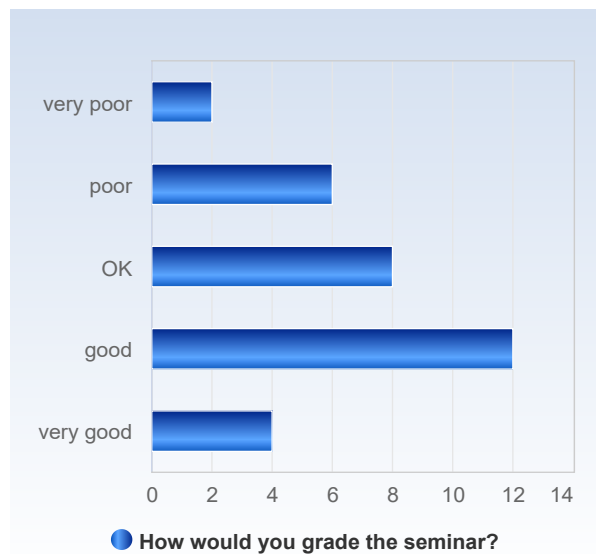
How would you grade the lectures?	Number of responses
very poor	0 (0,0%)
poor	6 (18,8%)
OK	15 (46,9%)
good	9 (28,1%)
very good	2 (6,2%)
Total	32 (100,0%)



	Mean	Standard Deviation	Coefficient of Variation	Min	Lower Quartile	Median	Upper Quartile	Max
How would you grade the lectures?	3,2	0,8	25,9 %	2,0	3,0	3,0	4,0	5,0

How would you grade the seminar?

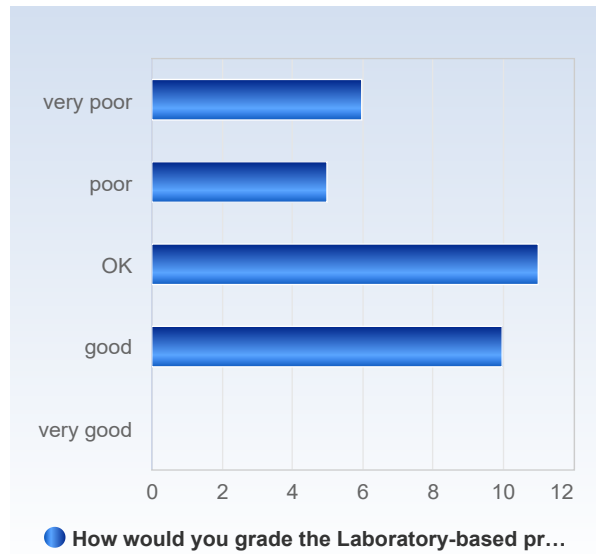
How would you grade the seminar?	Number of responses
very poor	2 (6,2%)
poor	6 (18,8%)
OK	8 (25,0%)
good	12 (37,5%)
very good	4 (12,5%)
Total	32 (100,0%)



	Mean	Standard Deviation	Coefficient of Variation	Min	Lower Quartile	Median	Upper Quartile	Max
How would you grade the seminar?	3,3	1,1	33,8 %	1,0	2,5	3,5	4,0	5,0

How would you grade the Laboratory-based project?

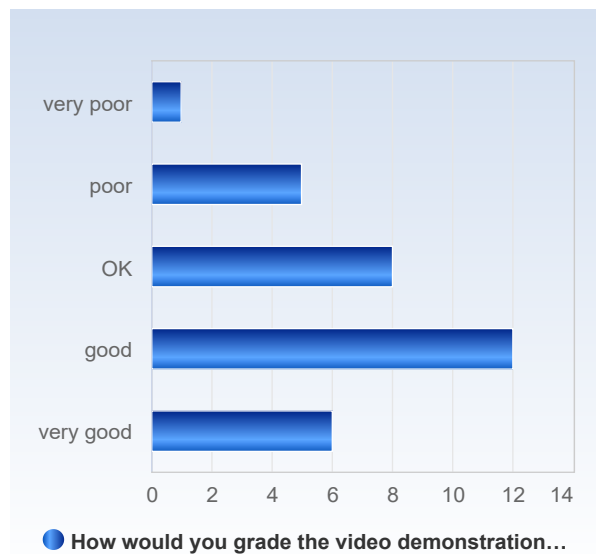
How would you grade the Laboratory-based project?	Number of responses
very poor	6 (18,8%)
poor	5 (15,6%)
OK	11 (34,4%)
good	10 (31,2%)
very good	0 (0,0%)
Total	32 (100,0%)



	Mean	Standard Deviation	Coefficient of Variation	Min	Lower Quartile	Median	Upper Quartile	Max
How would you grade the Laboratory-based project?	2,8	1,1	39,5 %	1,0	2,0	3,0	4,0	4,0

How would you grade the video demonstrations and microscopy sessions?

How would you grade the video demonstrations and microscopy sessions?	Number of responses
very poor	1 (3,1%)
poor	5 (15,6%)
OK	8 (25,0%)
good	12 (37,5%)
very good	6 (18,8%)
Total	32 (100,0%)



	Mean	Standard Deviation	Coefficient of Variation	Min	Lower Quartile	Median	Upper Quartile	Max
How would you grade the video demonstrations and microscopy sessions?	3,5	1,1	30,5 %	1,0	3,0	4,0	4,0	5,0