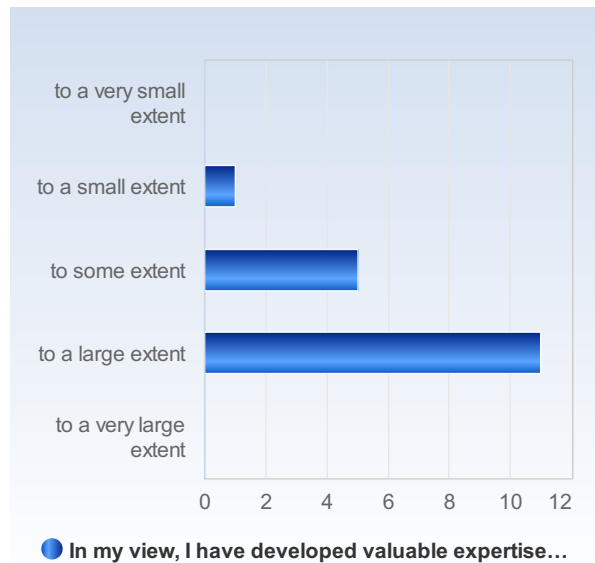


# Course Evaluation Infectious Diseases -a Challenge to Global Health 3GB0016 FALL21

Respondents: 33  
 Answer Count: 17  
 Answer Frequency: 51,52 %

## In my view, I have developed valuable expertise /skills during the course.

In my view, I have developed valuable expertise /skills during the course.	Number of responses
to a very small extent	0 (0,0%)
to a small extent	1 (5,9%)
to some extent	5 (29,4%)
to a large extent	11 (64,7%)
to a very large extent	0 (0,0%)
Total	17 (100,0%)



	Mean	Standard Deviation	Coefficient of Variation	Min	Lower Quartile	Median	Upper Quartile	Max
In my view, I have developed valuable expertise/skills during the course.	3,6	0,6	17,2 %	2,0	3,0	4,0	4,0	4,0

## In my view, I have achieved all the intended learning outcomes of the course.

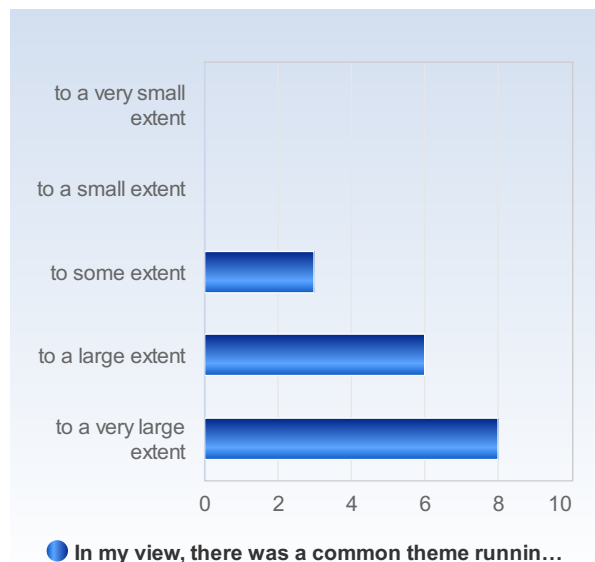
In my view, I have achieved all the intended learning outcomes of the course.	Number of responses
to a very small extent	0 (0,0%)
to a small extent	1 (5,9%)
to some extent	3 (17,6%)
to a large extent	11 (64,7%)
to a very large extent	2 (11,8%)
Total	17 (100,0%)



	Mean	Standard Deviation	Coefficient of Variation	Min	Lower Quartile	Median	Upper Quartile	Max
In my view, I have achieved all the intended learning outcomes of the course.	3,8	0,7	19,0 %	2,0	4,0	4,0	4,0	5,0

## In my view, there was a common theme running throughout the course – from learning outcomes to examinations.

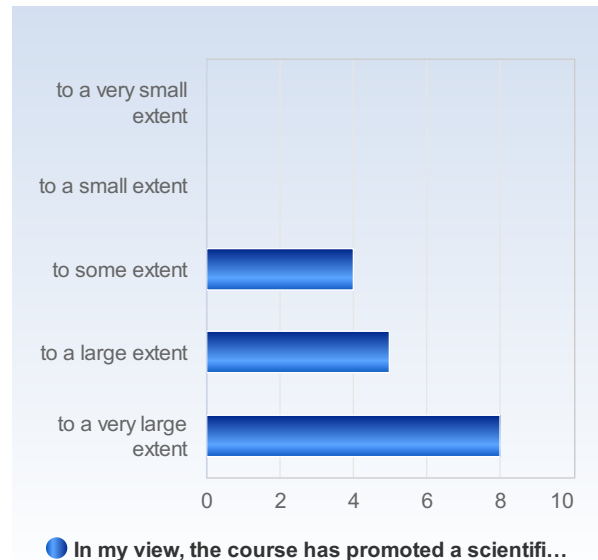
In my view, there was a common theme running throughout the course – from learning outcomes to examinations.	Number of responses
to a very small extent	0 (0,0%)
to a small extent	0 (0,0%)
to some extent	3 (17,6%)
to a large extent	6 (35,3%)
to a very large extent	8 (47,1%)
Total	17 (100,0%)



	Mean	Standard Deviation	Coefficient of Variation	Min	Lower Quartile	Median	Upper Quartile	Max
In my view, there was a common theme running throughout the course – from learning outcomes to examinations.	4,3	0,8	18,0 %	3,0	4,0	4,0	5,0	5,0

# In my view, the course has promoted a scientific way of thinking and reasoning (e.g. analytical and critical thinking, independent search for and evaluation of information).

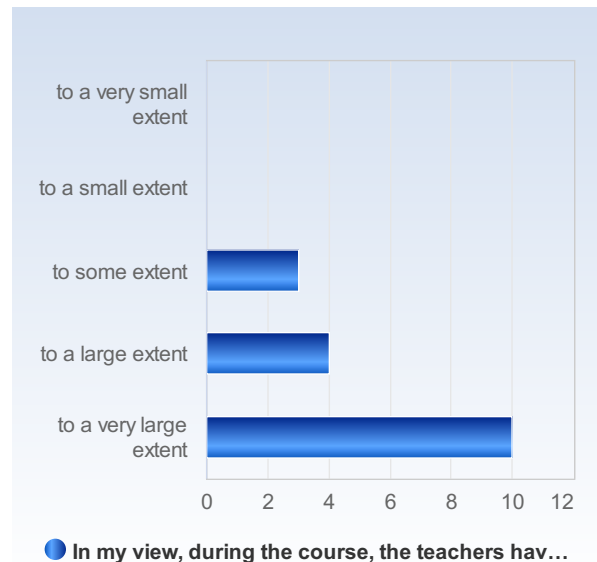
In my view, the course has promoted a scientific way of thinking and reasoning (e.g. analytical and critical thinking, independent search for and evaluation of information).	Number of responses
to a very small extent	0 (0,0%)
to a small extent	0 (0,0%)
to some extent	4 (23,5%)
to a large extent	5 (29,4%)
to a very large extent	8 (47,1%)
<b>Total</b>	<b>17 (100,0%)</b>



	Mean	Standard Deviation	Coefficient of Variation	Min	Lower Quartile	Median	Upper Quartile	Max
In my view, the course has promoted a scientific way of thinking and reasoning (e.g. analytical and critical thinking, independent search for and evaluation of information).	4,2	0,8	19,6 %	3,0	4,0	4,0	5,0	5,0

## In my view, during the course, the teachers have been open to ideas and opinions about the course's structure and content.

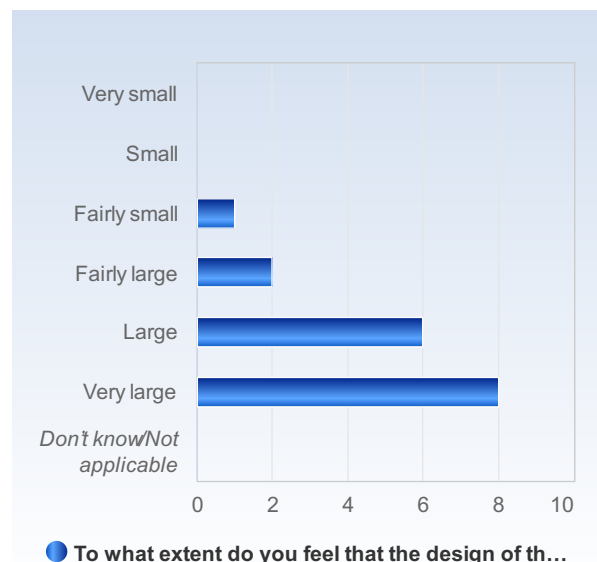
In my view, during the course, the teachers have been open to ideas and opinions about the course's structure and content.	Number of responses
to a very small extent	0 (0,0%)
to a small extent	0 (0,0%)
to some extent	3 (17,6%)
to a large extent	4 (23,5%)
to a very large extent	10 (58,8%)
Total	17 (100,0%)



	Mean	Standard Deviation	Coefficient of Variation	Min	Lower Quartile	Median	Upper Quartile	Max
In my view, during the course, the teachers have been open to ideas and opinions about the course's structure and content.	4,4	0,8	18,0 %	3,0	4,0	5,0	5,0	5,0

## To what extent do you feel that the design of the course was appropriate to the intended learning outcomes?

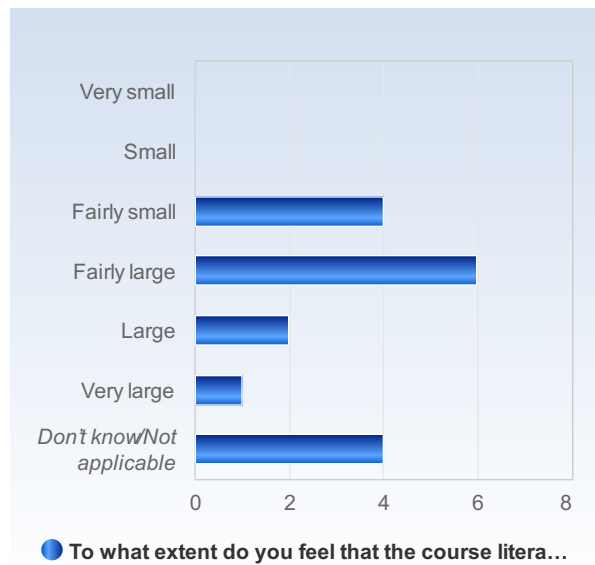
To what extent do you feel that the design of the course was appropriate to the intended learning outcomes?	Number of responses
Very small	0 (0,0%)
Small	0 (0,0%)
Fairly small	1 (5,9%)
Fairly large	2 (11,8%)
Large	6 (35,3%)
Very large	8 (47,1%)
Don't know/Not applicable	0 (0,0%)
Total	17 (100,0%)



	Mean	Standard Deviation	Coefficient of Variation	Min	Lower Quartile	Median	Upper Quartile	Max
To what extent do you feel that the design of the course was appropriate to the intended learning outcomes?	5,2	0,9	17,3 %	3,0	5,0	5,0	6,0	6,0

# To what extent do you feel that the course literature supported your learning?

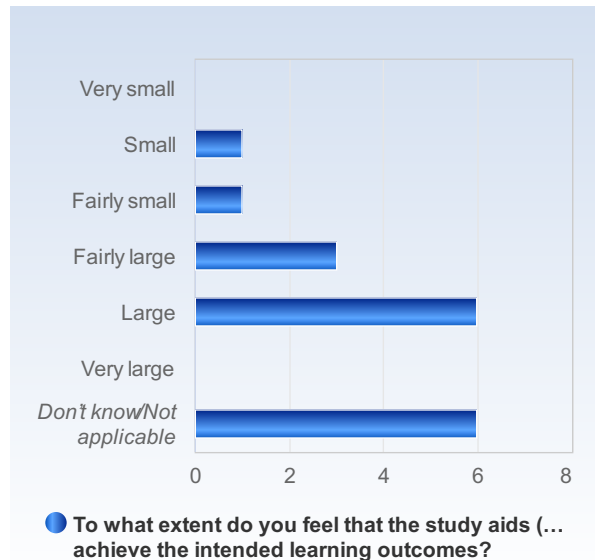
To what extent do you feel that the course literature supported your learning?	Number of responses
Very small	0 (0,0%)
Small	0 (0,0%)
Fairly small	4 (23,5%)
Fairly large	6 (35,3%)
Large	2 (11,8%)
Very large	1 (5,9%)
<i>Don't know/Not applicable</i>	4 (23,5%)
Total	17 (100,0%)



	Mean	Standard Deviation	Coefficient of Variation	Min	Lower Quartile	Median	Upper Quartile	Max
To what extent do you feel that the course literature supported your learning?	4,0	0,9	22,8 %	3,0	3,0	4,0	4,0	6,0

# To what extent do you feel that the study aids (computer programmes, internet, models, equipment and other material) helped you achieve the intended learning outcomes?

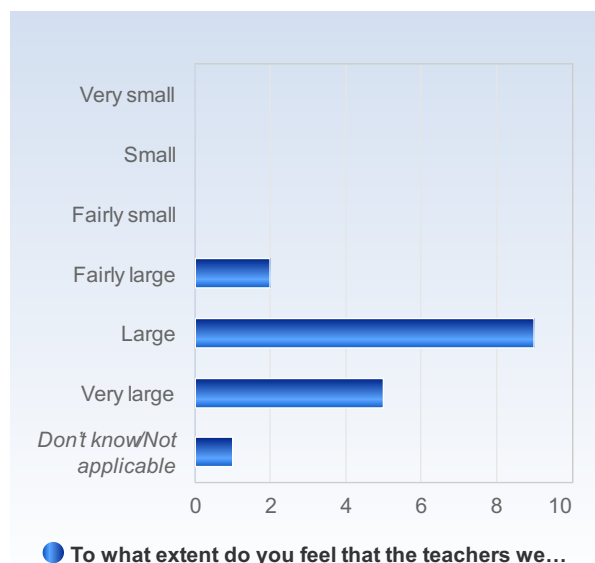
To what extent do you feel that the study aids (computer programmes, internet, models, equipment and other material) helped you achieve the intended learning outcomes?	Number of responses
Very small	0 (0,0%)
Small	1 (5,9%)
Fairly small	1 (5,9%)
Fairly large	3 (17,6%)
Large	6 (35,3%)
Very large	0 (0,0%)
<i>Don't know/Not applicable</i>	6 (35,3%)
Total	17 (100,0%)



	Mean	Standard Deviation	Coefficient of Variation	Min	Lower Quartile	Median	Upper Quartile	Max
To what extent do you feel that the study aids (computer programmes, internet, models, equipment and other material) helped you achieve the intended learning outcomes?	4,3	1,0	23,6 %	2,0	4,0	5,0	5,0	5,0

# To what extent do you feel that the teachers were able to support your learning during the course?

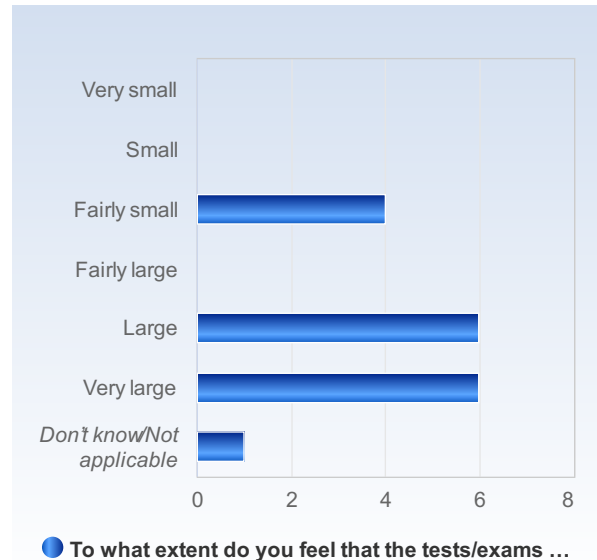
To what extent do you feel that the teachers were able to support your learning during the course?	Number of responses
Very small	0 (0,0%)
Small	0 (0,0%)
Fairly small	0 (0,0%)
Fairly large	2 (11,8%)
Large	9 (52,9%)
Very large	5 (29,4%)
<i>Don't know/Not applicable</i>	1 (5,9%)
Total	17 (100,0%)



	Mean	Standard Deviation	Coefficient of Variation	Min	Lower Quartile	Median	Upper Quartile	Max
To what extent do you feel that the teachers were able to support your learning during the course?	5,2	0,7	12,6 %	4,0	5,0	5,0	6,0	6,0

# To what extent do you feel that the tests/exams was appropriately designed with respect to the intended learning outcomes?

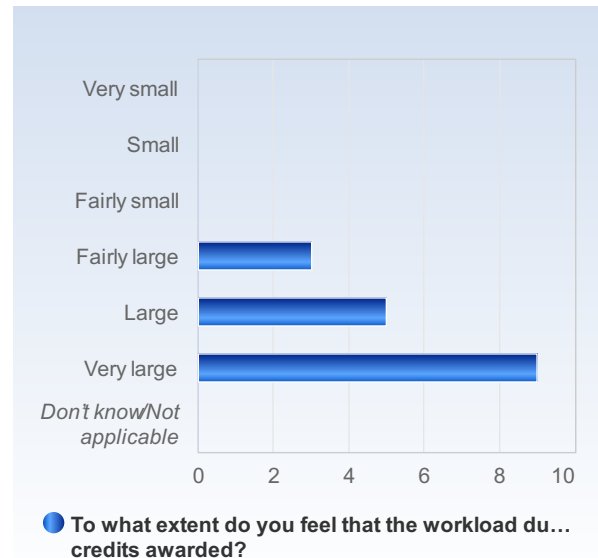
To what extent do you feel that the tests/exams was appropriately designed with respect to the intended learning outcomes?	Number of responses
Very small	0 (0,0%)
Small	0 (0,0%)
Fairly small	4 (23,5%)
Fairly large	0 (0,0%)
Large	6 (35,3%)
Very large	6 (35,3%)
<i>Don't know/Not applicable</i>	1 (5,9%)
Total	17 (100,0%)



	Mean	Standard Deviation	Coefficient of Variation	Min	Lower Quartile	Median	Upper Quartile	Max
To what extent do you feel that the tests/exams was appropriately designed with respect to the intended learning outcomes?	4,9	1,2	24,7 %	3,0	4,0	5,0	6,0	6,0

## To what extent do you feel that the workload during the course was reasonable in relation to the extent of the course/number of credits awarded?

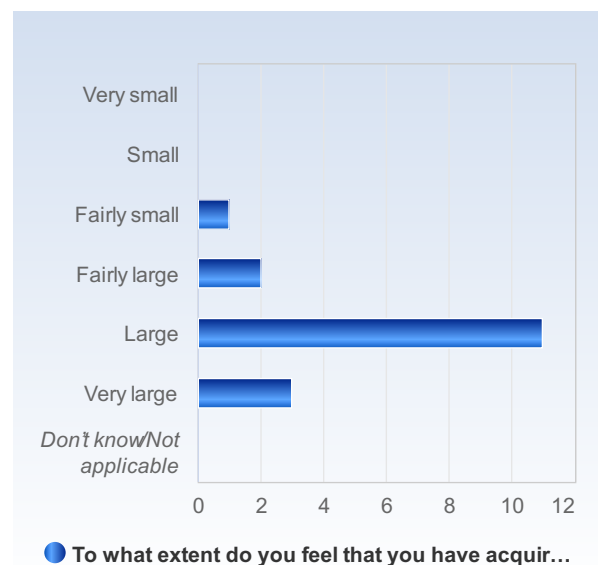
To what extent do you feel that the workload during the course was reasonable in relation to the extent of the course/number of credits awarded?	Number of responses
Very small	0 (0,0%)
Small	0 (0,0%)
Fairly small	0 (0,0%)
Fairly large	3 (17,6%)
Large	5 (29,4%)
Very large	9 (52,9%)
<i>Don't know/Not applicable</i>	0 (0,0%)
<b>Total</b>	<b>17 (100,0%)</b>



	Mean	Standard Deviation	Coefficient of Variation	Min	Lower Quartile	Median	Upper Quartile	Max
To what extent do you feel that the workload during the course was reasonable in relation to the extent of the course/number of credits awarded?	5,4	0,8	14,7 %	4,0	5,0	6,0	6,0	6,0

## To what extent do you feel that you have acquired applicable and relevant theoretical knowledge?

To what extent do you feel that you have acquired applicable and relevant theoretical knowledge?	Number of responses
Very small	0 (0,0%)
Small	0 (0,0%)
Fairly small	1 (5,9%)
Fairly large	2 (11,8%)
Large	11 (64,7%)
Very large	3 (17,6%)
<i>Don't know/Not applicable</i>	0 (0,0%)
<b>Total</b>	<b>17 (100,0%)</b>

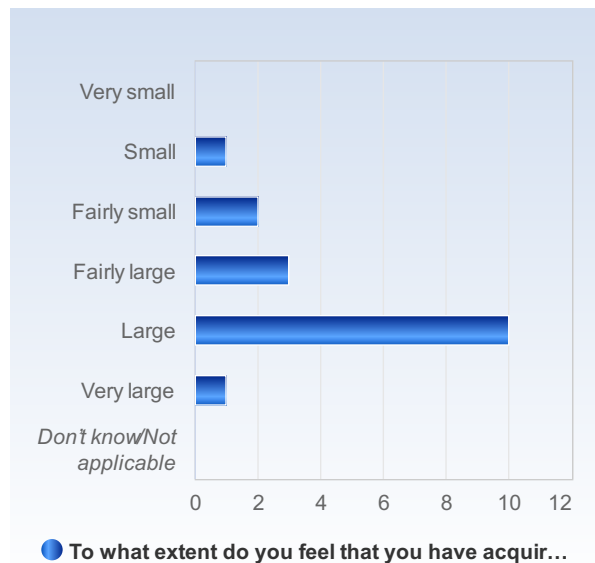


	Mean	Standard Deviation	Coefficient of Variation	Min	Lower Quartile	Median	Upper Quartile	Max
To what extent do you feel that you have acquired applicable and relevant theoretical knowledge?	4,9	0,7	15,1 %	3,0	5,0	5,0	5,0	6,0



## To what extent do you feel that you have acquired applicable and relevant practical skills?

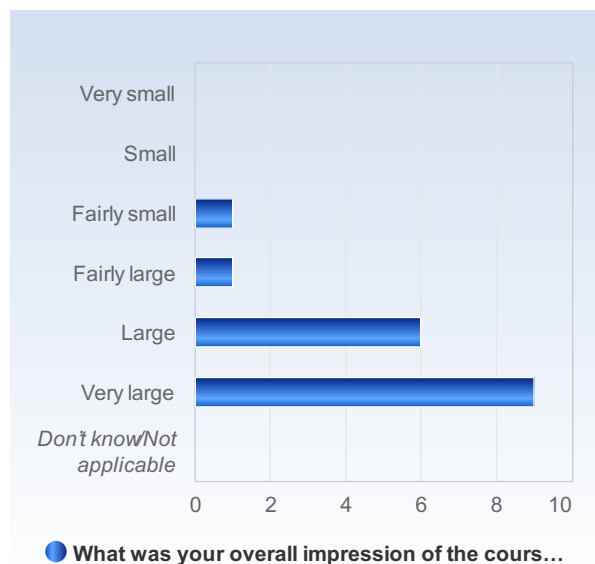
To what extent do you feel that you have acquired applicable and relevant practical skills?	Number of responses
Very small	0 (0,0%)
Small	1 (5,9%)
Fairly small	2 (11,8%)
Fairly large	3 (17,6%)
Large	10 (58,8%)
Very large	1 (5,9%)
<i>Don't know/Not applicable</i>	0 (0,0%)
Total	17 (100,0%)



	Mean	Standard Deviation	Coefficient of Variation	Min	Lower Quartile	Median	Upper Quartile	Max
To what extent do you feel that you have acquired applicable and relevant practical skills?	4,5	1,0	22,5 %	2,0	4,0	5,0	5,0	6,0

## What was your overall impression of the course?

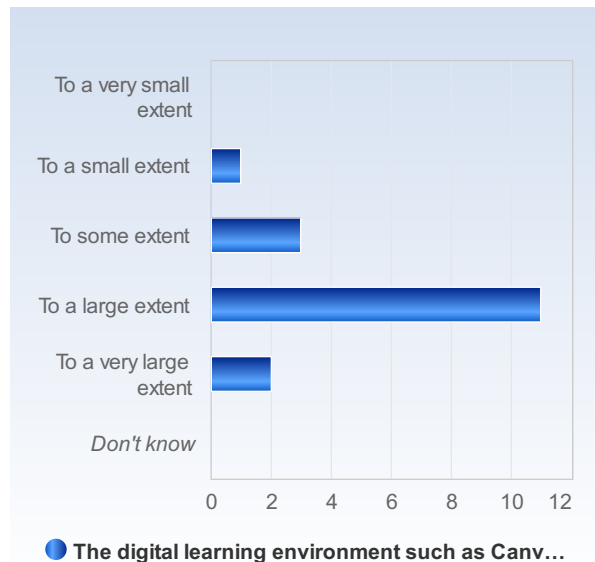
What was your overall impression of the course?	Number of responses
Very small	0 (0,0%)
Small	0 (0,0%)
Fairly small	1 (5,9%)
Fairly large	1 (5,9%)
Large	6 (35,3%)
Very large	9 (52,9%)
<i>Don't know/Not applicable</i>	0 (0,0%)
Total	17 (100,0%)



	Mean	Standard Deviation	Coefficient of Variation	Min	Lower Quartile	Median	Upper Quartile	Max
What was your overall impression of the course?	5,4	0,9	16,1 %	3,0	5,0	6,0	6,0	6,0

## The digital learning environment such as Canvas, Zoom etc. during the web-based course was adequate.

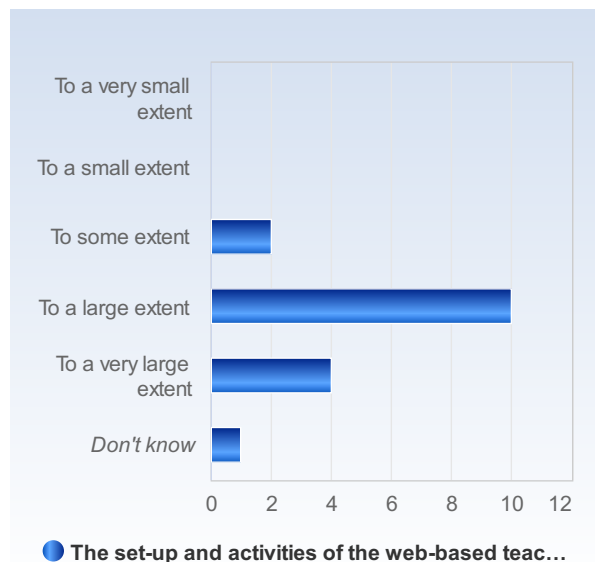
The digital learning environment such as Canvas, Zoom etc. during the web-based course was adequate.	Number of responses
To a very small extent	0 (0,0%)
To a small extent	1 (5,9%)
To some extent	3 (17,6%)
To a large extent	11 (64,7%)
To a very large extent	2 (11,8%)
<i>Don't know</i>	0 (0,0%)
Total	17 (100,0%)



	Mean	Standard Deviation	Coefficient of Variation	Min	Lower Quartile	Median	Upper Quartile	Max
The digital learning environment such as Canvas, Zoom etc. during the web-based course was adequate.	3,8	0,7	19,0 %	2,0	4,0	4,0	4,0	5,0

## The set-up and activities of the web-based teaching were relevant to the learning outcomes.

The set-up and activities of the web-based teaching were relevant to the learning outcomes.	Number of responses
To a very small extent	0 (0,0%)
To a small extent	0 (0,0%)
To some extent	2 (11,8%)
To a large extent	10 (58,8%)
To a very large extent	4 (23,5%)
<i>Don't know</i>	1 (5,9%)
Total	17 (100,0%)



	Mean	Standard Deviation	Coefficient of Variation	Min	Lower Quartile	Median	Upper Quartile	Max
The set-up and activities of the web-based teaching were relevant to the learning outcomes.	4,1	0,6	15,0 %	3,0	4,0	4,0	4,5	5,0

## Prior to the web-based examination, I received clear instructions regarding, for example, systems (Canvas, Inspera), set-up and times.

Prior to the web-based examination, I received clear instructions regarding, for example, systems (Canvas, Inspera), set-up and times.	Number of responses
To a very small extent	2 (11,8%)
To a small extent	1 (5,9%)
To some extent	5 (29,4%)
To a large extent	7 (41,2%)
To a very large extent	2 (11,8%)
<i>Don't know</i>	0 (0,0%)
Total	17 (100,0%)

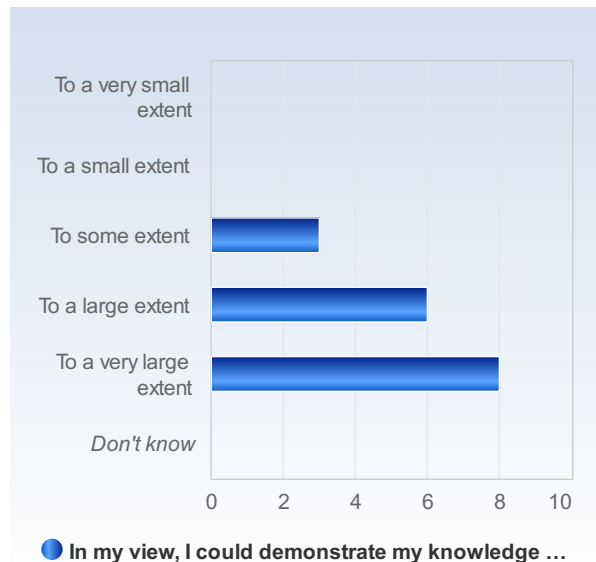


● Prior to the web-based examination, I received ...

	Mean	Standard Deviation	Coefficient of Variation	Min	Lower Quartile	Median	Upper Quartile	Max
Prior to the web-based examination, I received clear instructions regarding, for example, systems (Canvas, Inspera), set-up and times.	3,4	1,2	34,9 %	1,0	3,0	4,0	4,0	5,0

## In my view, I could demonstrate my knowledge in the web-based examination just as well as in an ordinary examination.

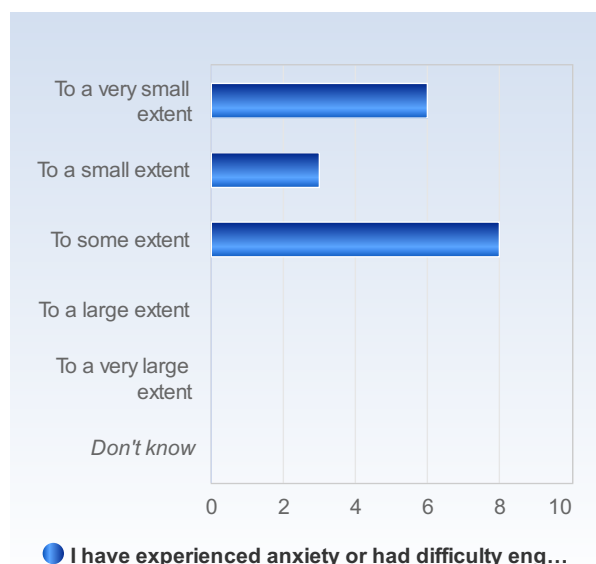
In my view, I could demonstrate my knowledge in the web-based examination just as well as in an ordinary examination.	Number of responses
To a very small extent	0 (0,0%)
To a small extent	0 (0,0%)
To some extent	3 (17,6%)
To a large extent	6 (35,3%)
To a very large extent	8 (47,1%)
<i>Don't know</i>	0 (0,0%)
Total	17 (100,0%)



	Mean	Standard Deviation	Coefficient of Variation	Min	Lower Quartile	Median	Upper Quartile	Max
In my view, I could demonstrate my knowledge in the web-based examination just as well as in an ordinary examination.	4,3	0,8	18,0 %	3,0	4,0	4,0	5,0	5,0

## I have experienced anxiety or had difficulty engaging, as a consequence of the current situation (regarding Covid-19).

I have experienced anxiety or had difficulty engaging, as a consequence of the current situation (regarding Covid-19).	Number of responses
To a very small extent	6 (35,3%)
To a small extent	3 (17,6%)
To some extent	8 (47,1%)
To a large extent	0 (0,0%)
To a very large extent	0 (0,0%)
<i>Don't know</i>	0 (0,0%)
Total	17 (100,0%)



	Mean	Standard Deviation	Coefficient of Variation	Min	Lower Quartile	Median	Upper Quartile	Max
I have experienced anxiety or had difficulty engaging, as a consequence of the current situation (regarding Covid-19).	2,1	0,9	43,8 %	1,0	1,0	2,0	3,0	3,0