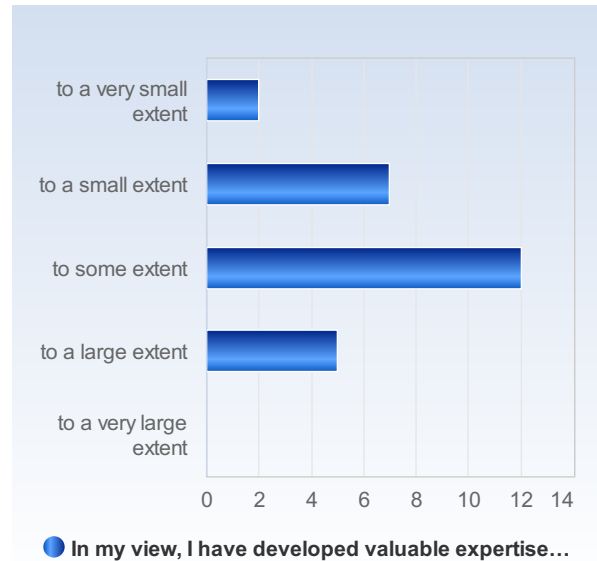


3GB013 Maternal and child health in a global perspective Fall21/Spring22

Respondents: 30
 Answer Count: 26
 Answer Frequency: 86,67 %

In my view, I have developed valuable expertise /skills during the course.

| In my view, I have developed valuable expertise /skills during the course. | Number of responses |
|--|---------------------|
| to a very small extent | 2 (7,7%) |
| to a small extent | 7 (26,9%) |
| to some extent | 12 (46,2%) |
| to a large extent | 5 (19,2%) |
| to a very large extent | 0 (0,0%) |
| Total | 26 (100,0%) |



| | Mean | Standard Deviation | Coefficient of Variation | Min | Lower Quartile | Median | Upper Quartile | Max |
|---|------|--------------------|--------------------------|-----|----------------|--------|----------------|-----|
| In my view, I have developed valuable expertise/skills during the course. | 2,8 | 0,9 | 31,2 % | 1,0 | 2,0 | 3,0 | 3,0 | 4,0 |

In my view, I have achieved all the intended learning outcomes of the course.

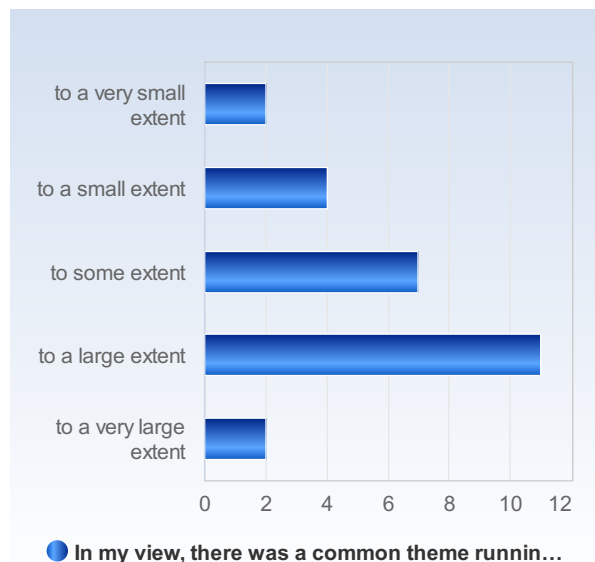
| In my view, I have achieved all the intended learning outcomes of the course. | Number of responses |
|---|---------------------|
| to a very small extent | 1 (3,8%) |
| to a small extent | 4 (15,4%) |
| to some extent | 12 (46,2%) |
| to a large extent | 8 (30,8%) |
| to a very large extent | 1 (3,8%) |
| Total | 26 (100,0%) |



| | Mean | Standard Deviation | Coefficient of Variation | Min | Lower Quartile | Median | Upper Quartile | Max |
|---|------|--------------------|--------------------------|-----|----------------|--------|----------------|-----|
| In my view, I have achieved all the intended learning outcomes of the course. | 3,2 | 0,9 | 27,9 % | 1,0 | 3,0 | 3,0 | 4,0 | 5,0 |

In my view, there was a common theme running throughout the course – from learning outcomes to examinations.

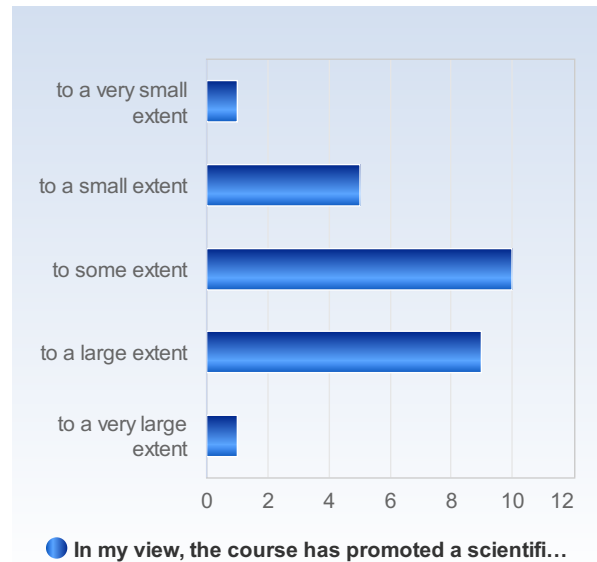
| In my view, there was a common theme running throughout the course – from learning outcomes to examinations. | Number of responses |
|--|---------------------|
| to a very small extent | 2 (7,7%) |
| to a small extent | 4 (15,4%) |
| to some extent | 7 (26,9%) |
| to a large extent | 11 (42,3%) |
| to a very large extent | 2 (7,7%) |
| Total | 26 (100,0%) |



| | Mean | Standard Deviation | Coefficient of Variation | Min | Lower Quartile | Median | Upper Quartile | Max |
|--|------|--------------------|--------------------------|-----|----------------|--------|----------------|-----|
| In my view, there was a common theme running throughout the course – from learning outcomes to examinations. | 3,3 | 1,1 | 33,0 % | 1,0 | 3,0 | 3,5 | 4,0 | 5,0 |

In my view, the course has promoted a scientific way of thinking and reasoning (e.g. analytical and critical thinking, independent search for and evaluation of information).

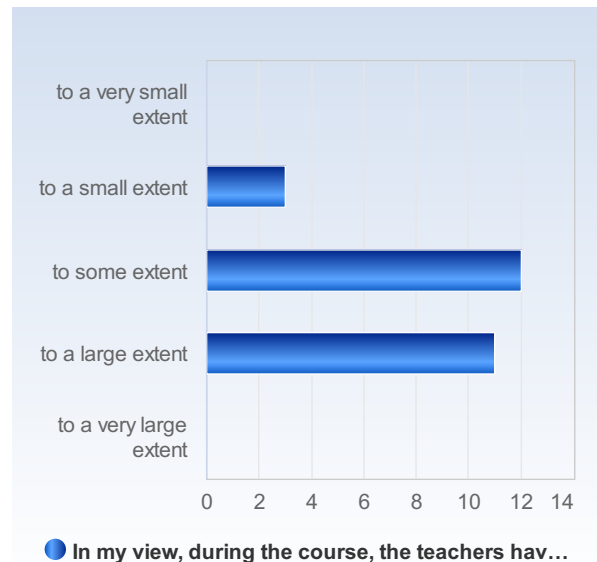
| In my view, the course has promoted a scientific way of thinking and reasoning (e.g. analytical and critical thinking, independent search for and evaluation of information). | Number of responses |
|---|---------------------|
| to a very small extent | 1 (3,8%) |
| to a small extent | 5 (19,2%) |
| to some extent | 10 (38,5%) |
| to a large extent | 9 (34,6%) |
| to a very large extent | 1 (3,8%) |
| Total | 26 (100,0%) |



| | Mean | Standard Deviation | Coefficient of Variation | Min | Lower Quartile | Median | Upper Quartile | Max |
|---|------|--------------------|--------------------------|-----|----------------|--------|----------------|-----|
| In my view, the course has promoted a scientific way of thinking and reasoning (e.g. analytical and critical thinking, independent search for and evaluation of information). | 3,2 | 0,9 | 29,3 % | 1,0 | 3,0 | 3,0 | 4,0 | 5,0 |

In my view, during the course, the teachers have been open to ideas and opinions about the course's structure and content.

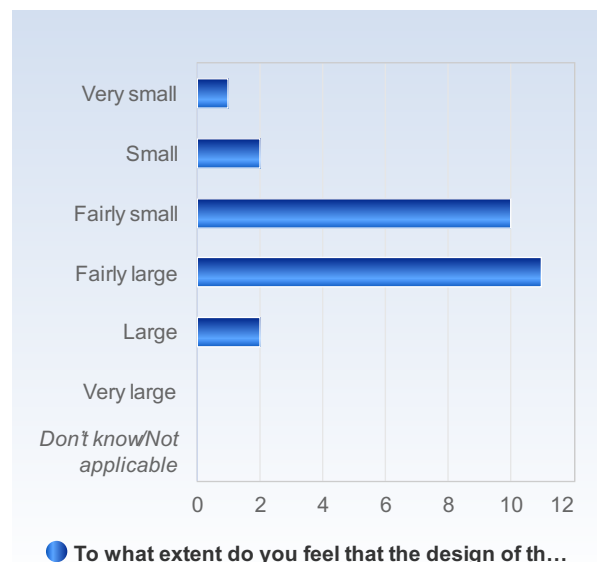
| In my view, during the course, the teachers have been open to ideas and opinions about the course's structure and content. | Number of responses |
|--|---------------------|
| to a very small extent | 0 (0,0%) |
| to a small extent | 3 (11,5%) |
| to some extent | 12 (46,2%) |
| to a large extent | 11 (42,3%) |
| to a very large extent | 0 (0,0%) |
| Total | 26 (100,0%) |



| | Mean | Standard Deviation | Coefficient of Variation | Min | Lower Quartile | Median | Upper Quartile | Max |
|--|------|--------------------|--------------------------|-----|----------------|--------|----------------|-----|
| In my view, during the course, the teachers have been open to ideas and opinions about the course's structure and content. | 3,3 | 0,7 | 20,5 % | 2,0 | 3,0 | 3,0 | 4,0 | 4,0 |

To what extent do you feel that the design of the course was appropriate to the intended learning outcomes?

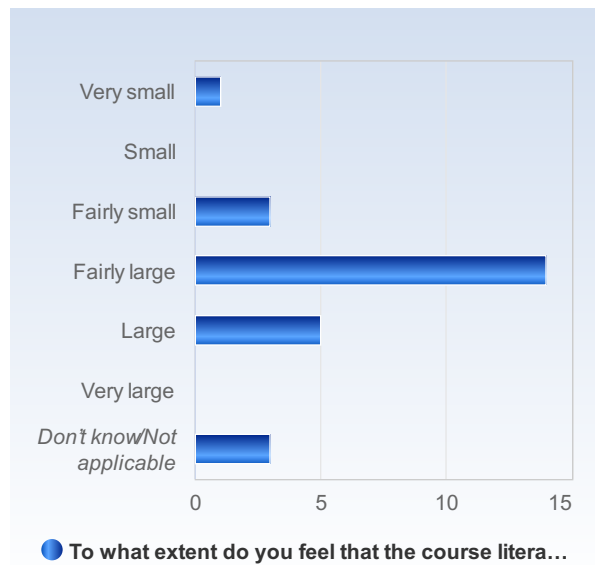
| To what extent do you feel that the design of the course was appropriate to the intended learning outcomes? | Number of responses |
|---|---------------------|
| Very small | 1 (3,8%) |
| Small | 2 (7,7%) |
| Fairly small | 10 (38,5%) |
| Fairly large | 11 (42,3%) |
| Large | 2 (7,7%) |
| Very large | 0 (0,0%) |
| Don't know/Not applicable | 0 (0,0%) |
| Total | 26 (100,0%) |



| | Mean | Standard Deviation | Coefficient of Variation | Min | Lower Quartile | Median | Upper Quartile | Max |
|---|------|--------------------|--------------------------|-----|----------------|--------|----------------|-----|
| To what extent do you feel that the design of the course was appropriate to the intended learning outcomes? | 3,4 | 0,9 | 26,4 % | 1,0 | 3,0 | 3,5 | 4,0 | 5,0 |

To what extent do you feel that the course literature supported your learning?

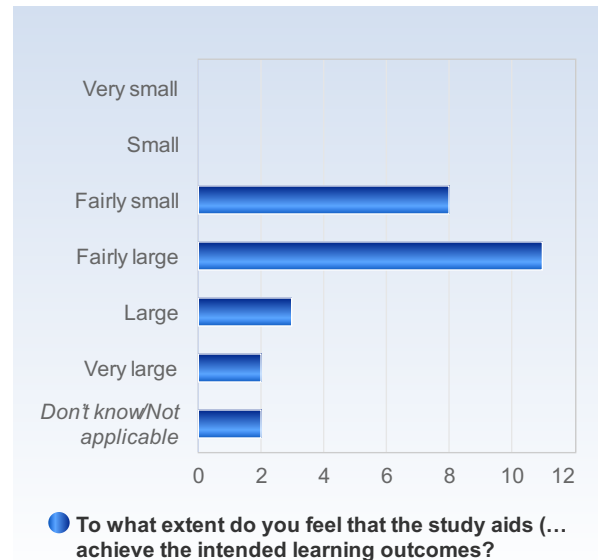
| To what extent do you feel that the course literature supported your learning? | Number of responses |
|--|---------------------|
| Very small | 1 (3,8%) |
| Small | 0 (0,0%) |
| Fairly small | 3 (11,5%) |
| Fairly large | 14 (53,8%) |
| Large | 5 (19,2%) |
| Very large | 0 (0,0%) |
| <i>Don't know/Not applicable</i> | 3 (11,5%) |
| Total | 26 (100,0%) |



| | Mean | Standard Deviation | Coefficient of Variation | Min | Lower Quartile | Median | Upper Quartile | Max |
|--|------|--------------------|--------------------------|-----|----------------|--------|----------------|-----|
| To what extent do you feel that the course literature supported your learning? | 4,0 | 0,9 | 22,2 % | 1,0 | 4,0 | 4,0 | 4,0 | 5,0 |

To what extent do you feel that the study aids (computer programmes, internet, models, equipment and other material) helped you achieve the intended learning outcomes?

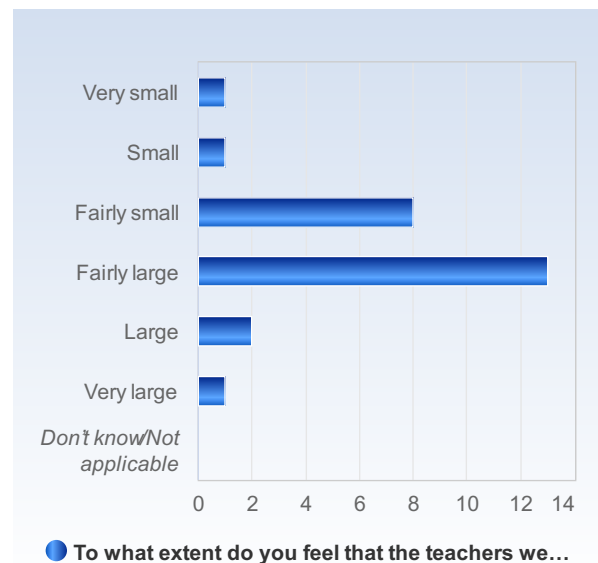
| To what extent do you feel that the study aids (computer programmes, internet, models, equipment and other material) helped you achieve the intended learning outcomes? | Number of responses |
|---|---------------------|
| Very small | 0 (0,0%) |
| Small | 0 (0,0%) |
| Fairly small | 8 (30,8%) |
| Fairly large | 11 (42,3%) |
| Large | 3 (11,5%) |
| Very large | 2 (7,7%) |
| Don't know/Not applicable | 2 (7,7%) |
| Total | 26 (100,0%) |



| | Mean | Standard Deviation | Coefficient of Variation | Min | Lower Quartile | Median | Upper Quartile | Max |
|---|------|--------------------|--------------------------|-----|----------------|--------|----------------|-----|
| To what extent do you feel that the study aids (computer programmes, internet, models, equipment and other material) helped you achieve the intended learning outcomes? | 4,0 | 0,9 | 22,9 % | 3,0 | 3,0 | 4,0 | 4,0 | 6,0 |

To what extent do you feel that the teachers were able to support your learning during the course?

| To what extent do you feel that the teachers were able to support your learning during the course? | Number of responses |
|--|---------------------|
| Very small | 1 (3,8%) |
| Small | 1 (3,8%) |
| Fairly small | 8 (30,8%) |
| Fairly large | 13 (50,0%) |
| Large | 2 (7,7%) |
| Very large | 1 (3,8%) |
| Don't know/Not applicable | 0 (0,0%) |
| Total | 26 (100,0%) |



| | Mean | Standard Deviation | Coefficient of Variation | Min | Lower Quartile | Median | Upper Quartile | Max |
|--|------|--------------------|--------------------------|-----|----------------|--------|----------------|-----|
| To what extent do you feel that the teachers were able to support your learning during the course? | 3,7 | 1,0 | 26,8 % | 1,0 | 3,0 | 4,0 | 4,0 | 6,0 |

To what extent do you feel that the tests/exams was appropriately designed with respect to the intended learning outcomes?

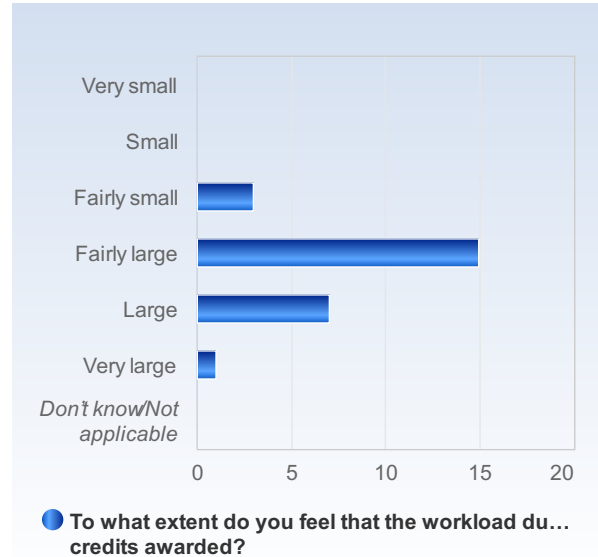
| To what extent do you feel that the tests/exams was appropriately designed with respect to the intended learning outcomes? | Number of responses |
|--|---------------------|
| Very small | 2 (7,7%) |
| Small | 9 (34,6%) |
| Fairly small | 6 (23,1%) |
| Fairly large | 4 (15,4%) |
| Large | 5 (19,2%) |
| Very large | 0 (0,0%) |
| <i>Don't know/Not applicable</i> | 0 (0,0%) |
| Total | 26 (100,0%) |



| | Mean | Standard Deviation | Coefficient of Variation | Min | Lower Quartile | Median | Upper Quartile | Max |
|--|------|--------------------|--------------------------|-----|----------------|--------|----------------|-----|
| To what extent do you feel that the tests/exams was appropriately designed with respect to the intended learning outcomes? | 3,0 | 1,3 | 42,1 % | 1,0 | 2,0 | 3,0 | 4,0 | 5,0 |

To what extent do you feel that the workload during the course was reasonable in relation to the extent of the course/number of credits awarded?

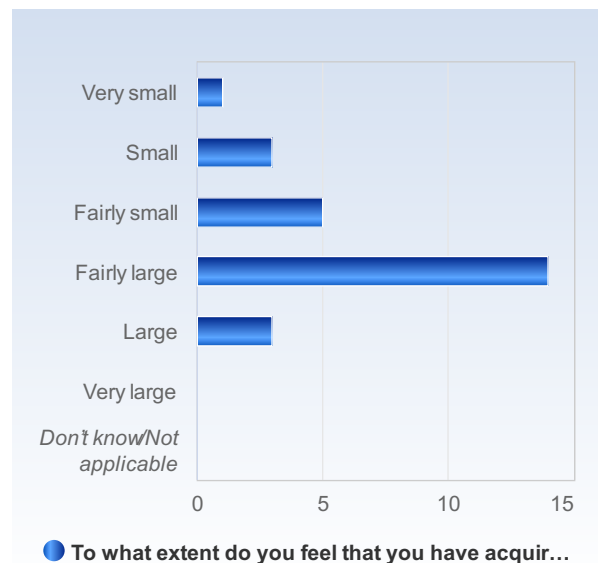
| To what extent do you feel that the workload during the course was reasonable in relation to the extent of the course/number of credits awarded? | Number of responses |
|--|---------------------|
| Very small | 0 (0,0%) |
| Small | 0 (0,0%) |
| Fairly small | 3 (11,5%) |
| Fairly large | 15 (57,7%) |
| Large | 7 (26,9%) |
| Very large | 1 (3,8%) |
| Don't know/Not applicable | 0 (0,0%) |
| Total | 26 (100,0%) |



| | Mean | Standard Deviation | Coefficient of Variation | Min | Lower Quartile | Median | Upper Quartile | Max |
|--|------|--------------------|--------------------------|-----|----------------|--------|----------------|-----|
| To what extent do you feel that the workload during the course was reasonable in relation to the extent of the course/number of credits awarded? | 4,2 | 0,7 | 16,8 % | 3,0 | 4,0 | 4,0 | 5,0 | 6,0 |

To what extent do you feel that you have acquired applicable and relevant theoretical knowledge?

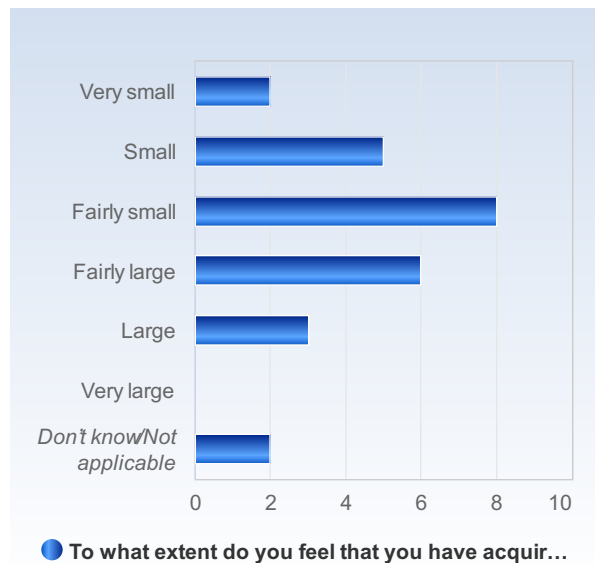
| To what extent do you feel that you have acquired applicable and relevant theoretical knowledge? | Number of responses |
|--|---------------------|
| Very small | 1 (3,8%) |
| Small | 3 (11,5%) |
| Fairly small | 5 (19,2%) |
| Fairly large | 14 (53,8%) |
| Large | 3 (11,5%) |
| Very large | 0 (0,0%) |
| Don't know/Not applicable | 0 (0,0%) |
| Total | 26 (100,0%) |



| | Mean | Standard Deviation | Coefficient of Variation | Min | Lower Quartile | Median | Upper Quartile | Max |
|--|------|--------------------|--------------------------|-----|----------------|--------|----------------|-----|
| To what extent do you feel that you have acquired applicable and relevant theoretical knowledge? | 3,6 | 1,0 | 27,6 % | 1,0 | 3,0 | 4,0 | 4,0 | 5,0 |

To what extent do you feel that you have acquired applicable and relevant practical skills?

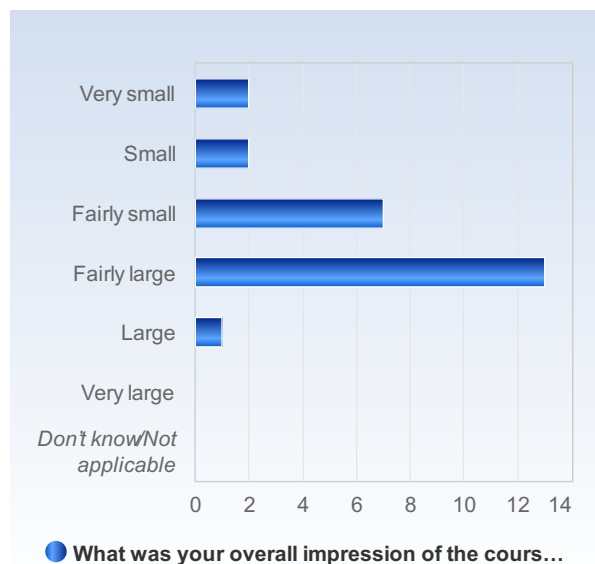
| To what extent do you feel that you have acquired applicable and relevant practical skills? | Number of responses |
|---|---------------------|
| Very small | 2 (7,7%) |
| Small | 5 (19,2%) |
| Fairly small | 8 (30,8%) |
| Fairly large | 6 (23,1%) |
| Large | 3 (11,5%) |
| Very large | 0 (0,0%) |
| <i>Don't know/Not applicable</i> | 2 (7,7%) |
| Total | 26 (100,0%) |



| | Mean | Standard Deviation | Coefficient of Variation | Min | Lower Quartile | Median | Upper Quartile | Max |
|---|------|--------------------|--------------------------|-----|----------------|--------|----------------|-----|
| To what extent do you feel that you have acquired applicable and relevant practical skills? | 3,1 | 1,2 | 36,9 % | 1,0 | 2,0 | 3,0 | 4,0 | 5,0 |

What was your overall impression of the course?

| What was your overall impression of the course? | Number of responses |
|---|---------------------|
| Very small | 2 (8,0%) |
| Small | 2 (8,0%) |
| Fairly small | 7 (28,0%) |
| Fairly large | 13 (52,0%) |
| Large | 1 (4,0%) |
| Very large | 0 (0,0%) |
| <i>Don't know/Not applicable</i> | 0 (0,0%) |
| Total | 25 (100,0%) |



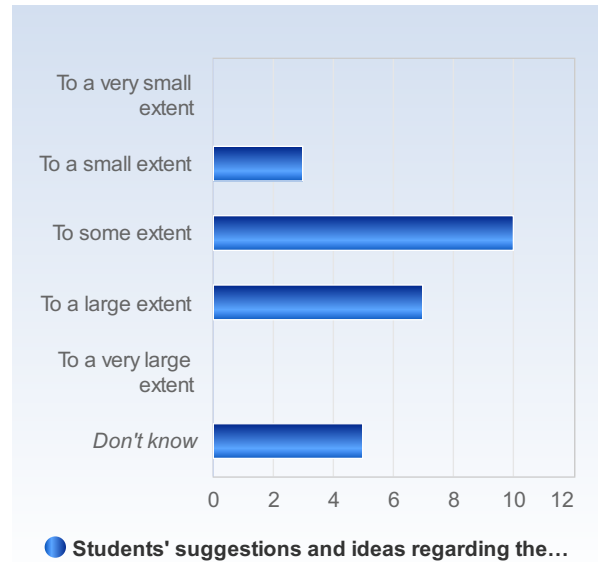
| | Mean | Standard Deviation | Coefficient of Variation | Min | Lower Quartile | Median | Upper Quartile | Max |
|---|------|--------------------|--------------------------|-----|----------------|--------|----------------|-----|
| What was your overall impression of the course? | 3,4 | 1,0 | 29,6 % | 1,0 | 3,0 | 4,0 | 4,0 | 5,0 |

Questions about digital education during the Covid-19 pandemic.

Thank you for answering the new questions. The responses will help us improve the digital/online education

Students' suggestions and ideas regarding the web-based teaching were taken into consideration.

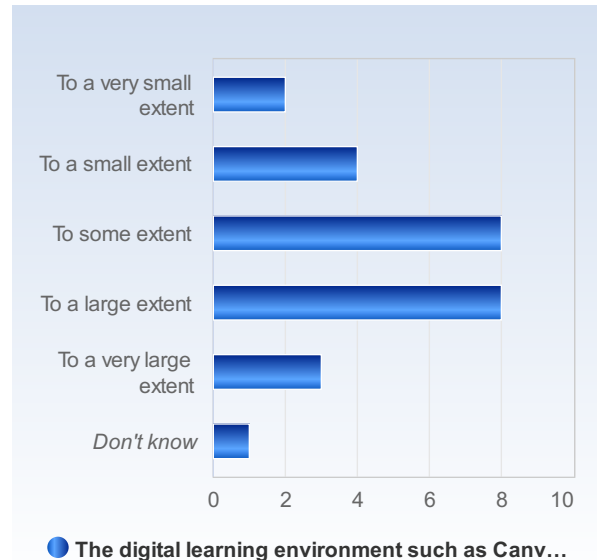
| Students' suggestions and ideas regarding the web-based teaching were taken into consideration. | Number of responses |
|---|---------------------|
| To a very small extent | 0 (0,0%) |
| To a small extent | 3 (12,0%) |
| To some extent | 10 (40,0%) |
| To a large extent | 7 (28,0%) |
| To a very large extent | 0 (0,0%) |
| <i>Don't know</i> | 5 (20,0%) |
| Total | 25 (100,0%) |



| | Mean | Standard Deviation | Coefficient of Variation | Min | Lower Quartile | Median | Upper Quartile | Max |
|---|------|--------------------|--------------------------|-----|----------------|--------|----------------|-----|
| Students' suggestions and ideas regarding the web-based teaching were taken into consideration. | 3,2 | 0,7 | 21,7 % | 2,0 | 3,0 | 3,0 | 4,0 | 4,0 |

The digital learning environment such as Canvas, Zoom etc. during the web-based course was adequate.

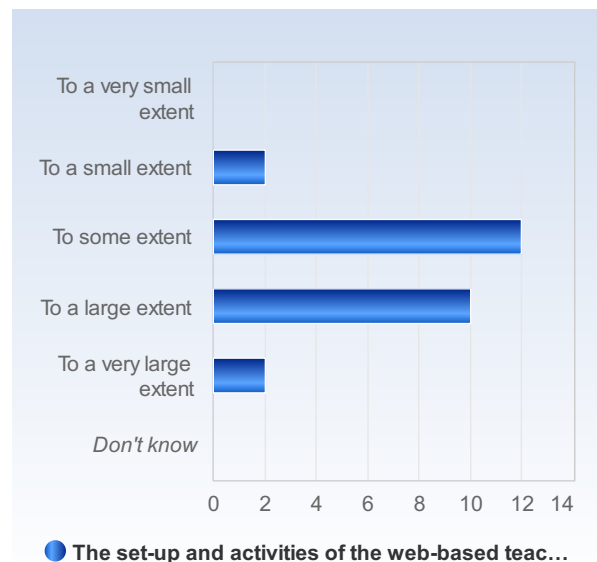
| The digital learning environment such as Canvas, Zoom etc. during the web-based course was adequate. | Number of responses |
|--|---------------------|
| To a very small extent | 2 (7,7%) |
| To a small extent | 4 (15,4%) |
| To some extent | 8 (30,8%) |
| To a large extent | 8 (30,8%) |
| To a very large extent | 3 (11,5%) |
| <i>Don't know</i> | 1 (3,8%) |
| Total | 26 (100,0%) |



| | Mean | Standard Deviation | Coefficient of Variation | Min | Lower Quartile | Median | Upper Quartile | Max |
|--|------|--------------------|--------------------------|-----|----------------|--------|----------------|-----|
| The digital learning environment such as Canvas, Zoom etc. during the web-based course was adequate. | 3,2 | 1,1 | 34,8 % | 1,0 | 3,0 | 3,0 | 4,0 | 5,0 |

The set-up and activities of the web-based teaching were relevant to the learning outcomes.

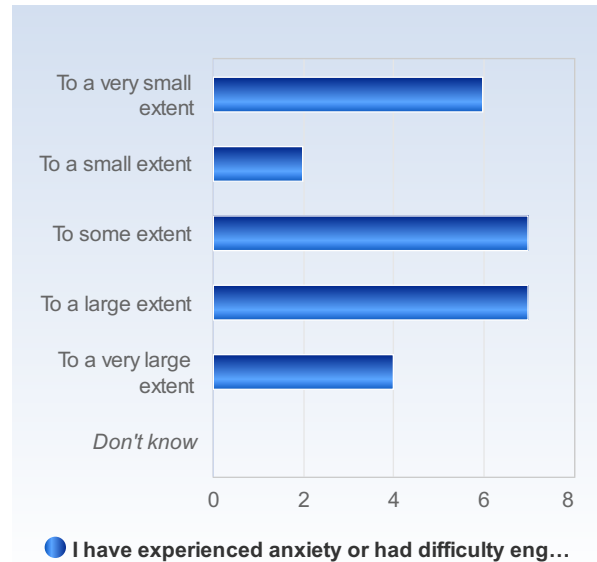
| The set-up and activities of the web-based teaching were relevant to the learning outcomes. | Number of responses |
|---|---------------------|
| To a very small extent | 0 (0,0%) |
| To a small extent | 2 (7,7%) |
| To some extent | 12 (46,2%) |
| To a large extent | 10 (38,5%) |
| To a very large extent | 2 (7,7%) |
| <i>Don't know</i> | 0 (0,0%) |
| Total | 26 (100,0%) |



| | Mean | Standard Deviation | Coefficient of Variation | Min | Lower Quartile | Median | Upper Quartile | Max |
|---|------|--------------------|--------------------------|-----|----------------|--------|----------------|-----|
| The set-up and activities of the web-based teaching were relevant to the learning outcomes. | 3,5 | 0,8 | 22,0 % | 2,0 | 3,0 | 3,0 | 4,0 | 5,0 |

I have experienced anxiety or had difficulty engaging, as a consequence of the current situation (regarding Covid-19).

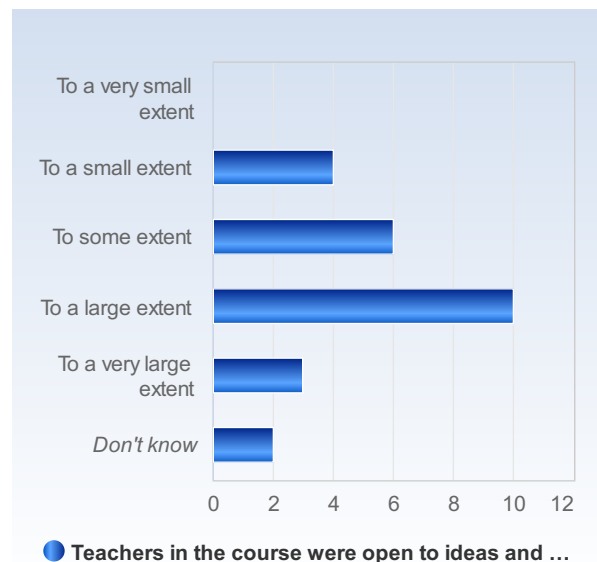
| I have experienced anxiety or had difficulty engaging, as a consequence of the current situation (regarding Covid-19). | Number of responses |
|--|---------------------|
| To a very small extent | 6 (23,1%) |
| To a small extent | 2 (7,7%) |
| To some extent | 7 (26,9%) |
| To a large extent | 7 (26,9%) |
| To a very large extent | 4 (15,4%) |
| <i>Don't know</i> | 0 (0,0%) |
| Total | 26 (100,0%) |



| | Mean | Standard Deviation | Coefficient of Variation | Min | Lower Quartile | Median | Upper Quartile | Max |
|--|------|--------------------|--------------------------|-----|----------------|--------|----------------|-----|
| I have experienced anxiety or had difficulty engaging, as a consequence of the current situation (regarding Covid-19). | 3,0 | 1,4 | 46,1 % | 1,0 | 2,0 | 3,0 | 4,0 | 5,0 |

Teachers in the course were open to ideas and suggestions regarding web-based teaching.

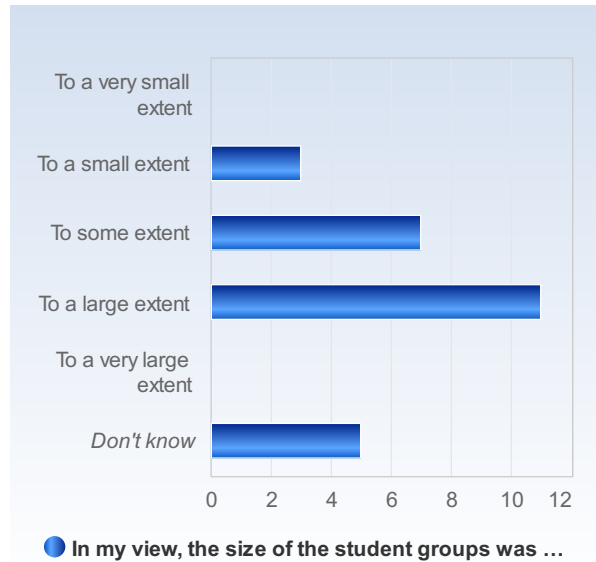
| Teachers in the course were open to ideas and suggestions regarding web-based teaching. | Number of responses |
|---|---------------------|
| To a very small extent | 0 (0,0%) |
| To a small extent | 4 (16,0%) |
| To some extent | 6 (24,0%) |
| To a large extent | 10 (40,0%) |
| To a very large extent | 3 (12,0%) |
| <i>Don't know</i> | 2 (8,0%) |
| Total | 25 (100,0%) |



| | Mean | Standard Deviation | Coefficient of Variation | Min | Lower Quartile | Median | Upper Quartile | Max |
|---|------|--------------------|--------------------------|-----|----------------|--------|----------------|-----|
| Teachers in the course were open to ideas and suggestions regarding web-based teaching. | 3,5 | 0,9 | 26,9 % | 2,0 | 3,0 | 4,0 | 4,0 | 5,0 |

In my view, the size of the student groups was adapted to the web-based teaching.

| In my view, the size of the student groups was adapted to the web-based teaching. | Number of responses |
|---|---------------------|
| To a very small extent | 0 (0,0%) |
| To a small extent | 3 (11,5%) |
| To some extent | 7 (26,9%) |
| To a large extent | 11 (42,3%) |
| To a very large extent | 0 (0,0%) |
| <i>Don't know</i> | 5 (19,2%) |
| Total | 26 (100,0%) |



| | Mean | Standard Deviation | Coefficient of Variation | Min | Lower Quartile | Median | Upper Quartile | Max |
|---|------|--------------------|--------------------------|-----|----------------|--------|----------------|-----|
| In my view, the size of the student groups was adapted to the web-based teaching. | 3,4 | 0,7 | 21,9 % | 2,0 | 3,0 | 4,0 | 4,0 | 4,0 |

I was able to talk with my teacher/supervisor about problems that had emerged because of the web-based teaching.

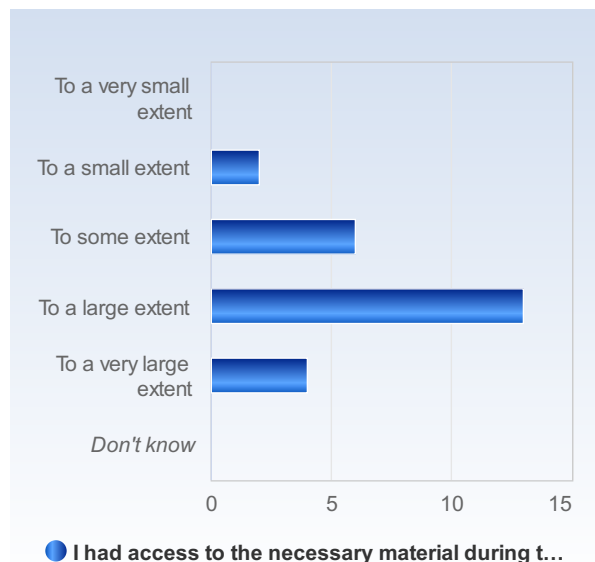
| I was able to talk with my teacher/supervisor about problems that had emerged because of the web-based teaching. | Number of responses |
|--|---------------------|
| To a very small extent | 0 (0,0%) |
| To a small extent | 3 (11,5%) |
| To some extent | 5 (19,2%) |
| To a large extent | 8 (30,8%) |
| To a very large extent | 5 (19,2%) |
| <i>Don't know</i> | 5 (19,2%) |
| Total | 26 (100,0%) |



| | Mean | Standard Deviation | Coefficient of Variation | Min | Lower Quartile | Median | Upper Quartile | Max |
|--|------|--------------------|--------------------------|-----|----------------|--------|----------------|-----|
| I was able to talk with my teacher/supervisor about problems that had emerged because of the web-based teaching. | 3,7 | 1,0 | 27,1 % | 2,0 | 3,0 | 4,0 | 4,0 | 5,0 |

I had access to the necessary material during the web-based teaching.

| I had access to the necessary material during the web-based teaching. | Number of responses |
|---|---------------------|
| To a very small extent | 0 (0,0%) |
| To a small extent | 2 (8,0%) |
| To some extent | 6 (24,0%) |
| To a large extent | 13 (52,0%) |
| To a very large extent | 4 (16,0%) |
| <i>Don't know</i> | 0 (0,0%) |
| Total | 25 (100,0%) |



| | Mean | Standard Deviation | Coefficient of Variation | Min | Lower Quartile | Median | Upper Quartile | Max |
|---|------|--------------------|--------------------------|-----|----------------|--------|----------------|-----|
| I had access to the necessary material during the web-based teaching. | 3,8 | 0,8 | 22,1 % | 2,0 | 3,0 | 4,0 | 4,0 | 5,0 |

TO REGISTER YOUR ANSWERS, PLEASE PRESS SEND