



Course analysis template

After the course has ended, the course leader fills in this template. This is an important part of the quality assurance of the programme. The programme director decides whether the template should be supplemented with further information/questions.

Course code 4BP049	Course title Practical placement 2	Credits 18hp
Semester Fall 2021	Period October 25 – January 16	

Course leader Susanna von Holst	Examiner Madelen Lek
Other participating teachers	Other participating teachers

Number of registered students 30	Number passed after regular session 25	Response rate for course survey (%) 50%
Methods for student influence other than course survey Introduction lecture, mid-term seminar and final presentation all ended with WWDD, what worked – do different. I have been open for changes and suggestions along the course.		

Note that...

This analysis shall (together with a summary of the quantitative results of the students course survey) be submitted to the LIME educational committee.

This analysis have been submitted to the LIME educational committee on this date:

1. Description of any implemented changes since the previous course based on previous students' comments

The written report was more in line with the requests from the companies, part of it a report about the project rather than an analysis of the book, Good to Great. The individual reflection was based on a personal experience and not on anyone else working at the host company, since for some previous students was sensitive.

2. A brief summary of the students' evaluations of the course

(Based on the students' quantitative answers to the course evaluation and comments. Quantitative compilation and possible graphs attached.)

Most students were happy with the course, the companies, and the projects. Many students appreciated the freedom PP2 has in terms of influence the projects and being able to organise it themselves, as well as knowing that the course director posts a lot of projects so everyone will have one.



The students appreciated the intro lecture with the ethical case workshop where we discussed common ethical dilemmas as well as an ethical toolbox they can use as a guidance. Specially appreciated was the mid-term seminar, with the presentation, but where focus also was on dilemmas/issues/problems the students wanted support in. This helped some to move on and apart from that it seems to be interesting for most students.

The final presentations were also appreciated to hear and learn from the field, someone said it should be mandatory for all, but they knew all days was open for anyone who wanted and had the possibilities. This session could have been longer for more discussions.

One suggestion for next year is to have special informal sessions with a special topic, e.g. working at a start-up/pharma to get other perspectives of how working cultures are. Also, company supervisors could sometimes be invited for talks or question regarding these “softer” areas. Another suggestion was to have peer-groups with similar companies to share learnings etc. Another idea was sessions around strategies, e.g., how to work less/more, more personal management things.

Another suggestion was to have a Q&A with information as time-plan, when to meet my company, what to ask around project and contracts etc. Also, if possible, advertise projects earlier to reduce stress.

It was also appreciated that it was not so academic heavy which led to that the students could focus more on the work at the company. The value creation report could in addition also focus on learnings from the company that you cannot learn in a classroom, like generic-office environment.

The individual reflection hand-in should not be close to the project proposal deadline for the thesis course.

3. The course-responsible reflection on the course implementation and results

Course strengths: Generally interesting projects. The structure was good. Good number of times we meet. Valuable with intro including ethical case, mid-term including issues to get feedback on, final presentation to learn about Life Science. Nice to have mid-term on campus.

Course weaknesses: Will have more tailored specific informal meetings with the students as the leader or a company supervisor. Will have a stricter time-plan when to expect students to have set-up their placement and a general Q&A paper.

4. Other comments

*Clearer around deadlines when start looking for projects and when to just “take” a published one.

*Think about the examinations again, think they worked well, but the value creation report felt like two parts for some students. The reflection was mostly ok, one student said that it was difficult to come up with a critical incident.

*Make sure value creation report is also about what was learned at the company in terms of all perspectives.



*Advertise projects earlier, and make the companies understand the importance of that.

5. The course-responsible conclusions and any proposals for changes

(If any changes are proposed, please specify who is responsible for implementing these and a time schedule.)

*Make a Q&A with all sorts of info.

*Have informal meeting tailored subjects, to make sure to cover “soft” experiences and strategies.

*Consider peer-group settings.

*Maybe longer time for discussions after the presentations.

*Adjust between deadline for assignments with thesis deliveries.

*Else, see the above comments.

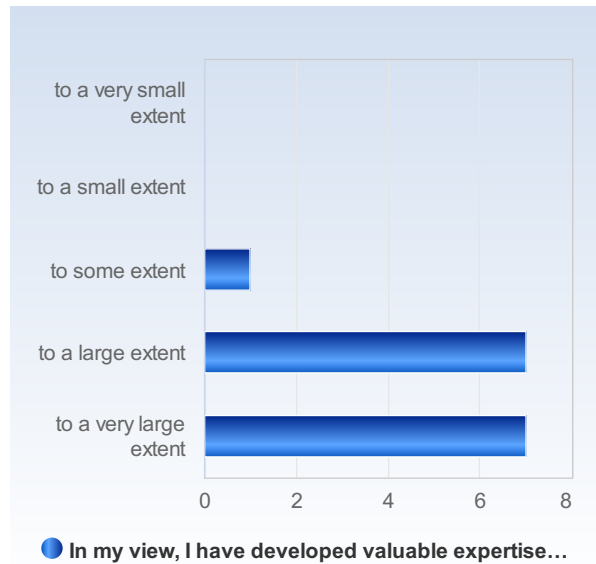
Course director 2022 will be responsible to value how to do.

Practical Placement HT21

Respondents: 30
 Answer Count: 15
 Answer Frequency: 50,00 %

In my view, I have developed valuable expertise /skills during the course.

In my view, I have developed valuable expertise /skills during the course.	Number of responses
to a very small extent	0 (0,0%)
to a small extent	0 (0,0%)
to some extent	1 (6,7%)
to a large extent	7 (46,7%)
to a very large extent	7 (46,7%)
Total	15 (100,0%)



	Mean	Standard Deviation	Coefficient of Variation	Min	Lower Quartile	Median	Upper Quartile	Max
In my view, I have developed valuable expertise/skills during the course.	4,4	0,6	14,4 %	3,0	4,0	4,0	5,0	5,0

In my view, I have achieved all the intended learning outcomes of the course.

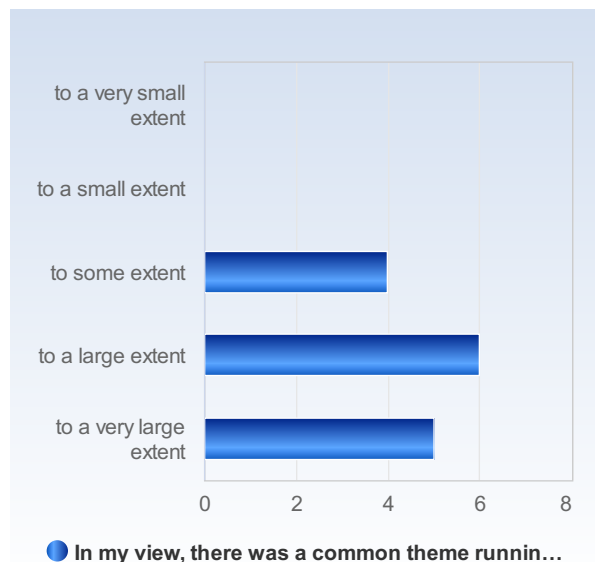
In my view, I have achieved all the intended learning outcomes of the course.	Number of responses
to a very small extent	0 (0,0%)
to a small extent	0 (0,0%)
to some extent	1 (6,7%)
to a large extent	7 (46,7%)
to a very large extent	7 (46,7%)
Total	15 (100,0%)



	Mean	Standard Deviation	Coefficient of Variation	Min	Lower Quartile	Median	Upper Quartile	Max
In my view, I have achieved all the intended learning outcomes of the course.	4,4	0,6	14,4 %	3,0	4,0	4,0	5,0	5,0

In my view, there was a common theme running throughout the course – from learning outcomes to examinations.

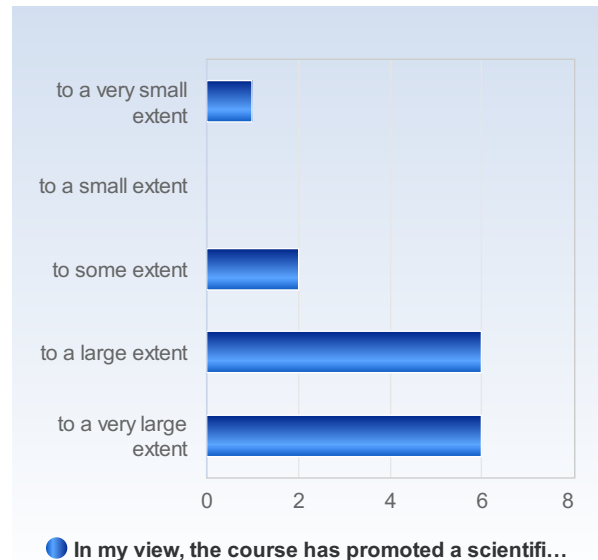
In my view, there was a common theme running throughout the course – from learning outcomes to examinations.	Number of responses
to a very small extent	0 (0,0%)
to a small extent	0 (0,0%)
to some extent	4 (26,7%)
to a large extent	6 (40,0%)
to a very large extent	5 (33,3%)
Total	15 (100,0%)



	Mean	Standard Deviation	Coefficient of Variation	Min	Lower Quartile	Median	Upper Quartile	Max
In my view, there was a common theme running throughout the course – from learning outcomes to examinations.	4,1	0,8	19,6 %	3,0	3,5	4,0	5,0	5,0

In my view, the course has promoted a scientific way of thinking and reasoning (e.g. analytical and critical thinking, independent search for and evaluation of information).

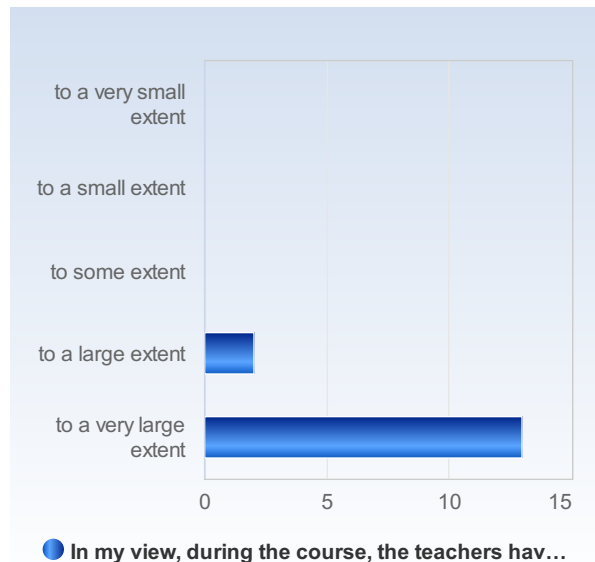
In my view, the course has promoted a scientific way of thinking and reasoning (e.g. analytical and critical thinking, independent search for and evaluation of information).	Number of responses
to a very small extent	1 (6,7%)
to a small extent	0 (0,0%)
to some extent	2 (13,3%)
to a large extent	6 (40,0%)
to a very large extent	6 (40,0%)
Total	15 (100,0%)



	Mean	Standard Deviation	Coefficient of Variation	Min	Lower Quartile	Median	Upper Quartile	Max
In my view, the course has promoted a scientific way of thinking and reasoning (e.g. analytical and critical thinking, independent search for and evaluation of information).	4,1	1,1	27,0 %	1,0	4,0	4,0	5,0	5,0

In my view, during the course, the teachers have been open to ideas and opinions about the course's structure and content.

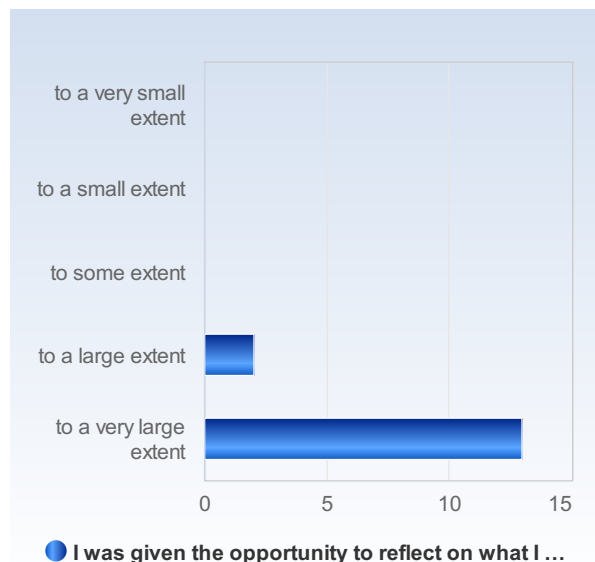
In my view, during the course, the teachers have been open to ideas and opinions about the course's structure and content.	Number of responses
to a very small extent	0 (0,0%)
to a small extent	0 (0,0%)
to some extent	0 (0,0%)
to a large extent	2 (13,3%)
to a very large extent	13 (86,7%)
Total	15 (100,0%)



	Mean	Standard Deviation	Coefficient of Variation	Min	Lower Quartile	Median	Upper Quartile	Max
In my view, during the course, the teachers have been open to ideas and opinions about the course's structure and content.	4,9	0,4	7,2 %	4,0	5,0	5,0	5,0	5,0

I was given the opportunity to reflect on what I have learned during the course.

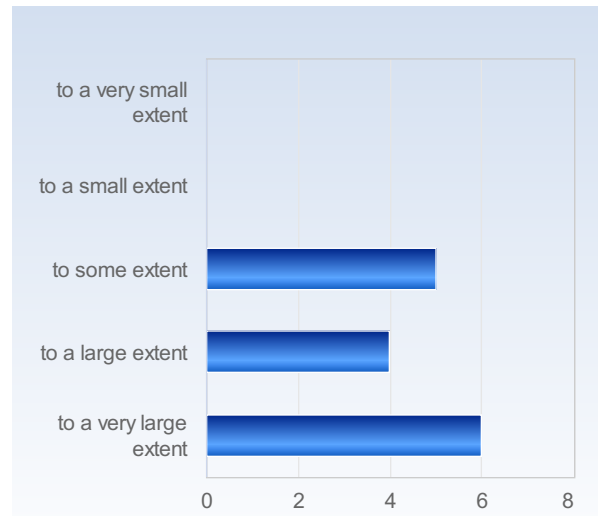
I was given the opportunity to reflect on what I have learned during the course.	Number of responses
to a very small extent	0 (0,0%)
to a small extent	0 (0,0%)
to some extent	0 (0,0%)
to a large extent	2 (13,3%)
to a very large extent	13 (86,7%)
Total	15 (100,0%)



	Mean	Standard Deviation	Coefficient of Variation	Min	Lower Quartile	Median	Upper Quartile	Max
I was given the opportunity to reflect on what I have learned during the course.	4,9	0,4	7,2 %	4,0	5,0	5,0	5,0	5,0

The course developed my ability to search for data and scientific evidence.

The course developed my ability to <u>search</u> for data and scientific evidence.	Number of responses
to a very small extent	0 (0,0%)
to a small extent	0 (0,0%)
to some extent	5 (33,3%)
to a large extent	4 (26,7%)
to a very large extent	6 (40,0%)
Total	15 (100,0%)

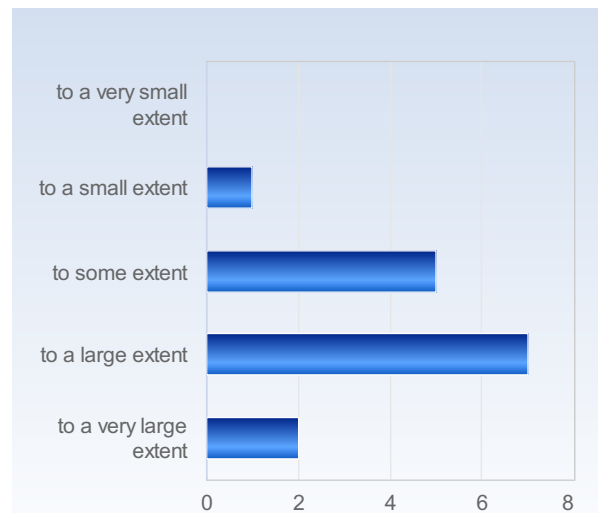


The course developed my ability to search for data and scientific evidence.

	Mean	Standard Deviation	Coefficient of Variation	Min	Lower Quartile	Median	Upper Quartile	Max
The course developed my ability to <u>search</u> for data and scientific evidence.	4,1	0,9	21,7 %	3,0	3,0	4,0	5,0	5,0

The course developed my ability to use scientific methods.

The course developed my ability to <u>use</u> scientific methods.	Number of responses
to a very small extent	0 (0,0%)
to a small extent	1 (6,7%)
to some extent	5 (33,3%)
to a large extent	7 (46,7%)
to a very large extent	2 (13,3%)
Total	15 (100,0%)

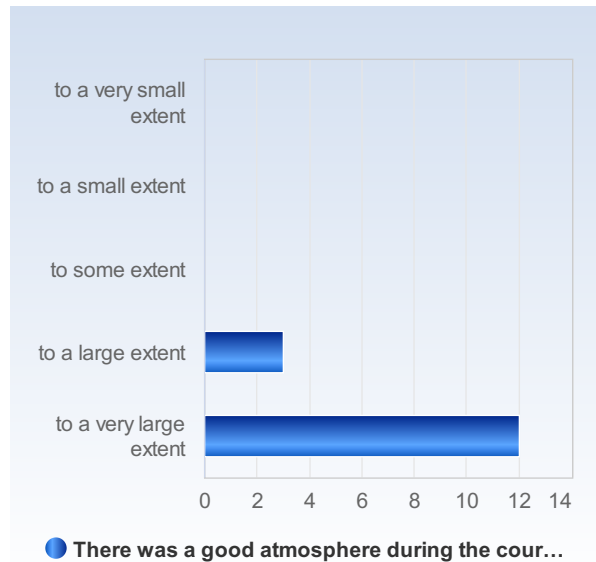


The course developed my ability to use scientific methods.

	Mean	Standard Deviation	Coefficient of Variation	Min	Lower Quartile	Median	Upper Quartile	Max
The course developed my ability to <u>use</u> scientific methods.	3,7	0,8	22,3 %	2,0	3,0	4,0	4,0	5,0

There was a good atmosphere during the course.

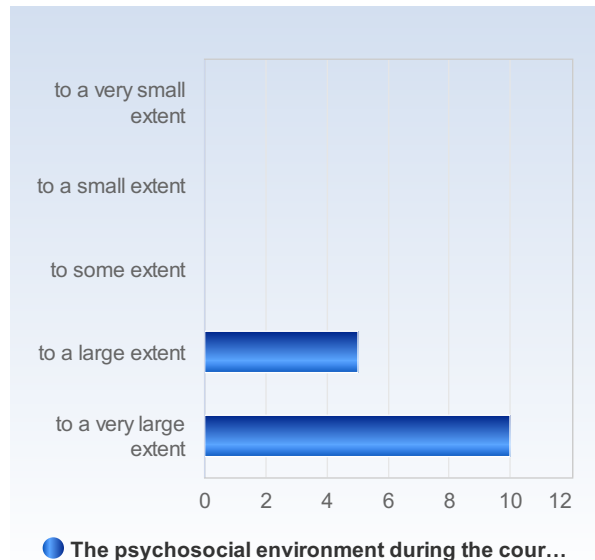
There was a good atmosphere during the course.	Number of responses
to a very small extent	0 (0,0%)
to a small extent	0 (0,0%)
to some extent	0 (0,0%)
to a large extent	3 (20,0%)
to a very large extent	12 (80,0%)
Total	15 (100,0%)



	Mean	Standard Deviation	Coefficient of Variation	Min	Lower Quartile	Median	Upper Quartile	Max
There was a good atmosphere during the course.	4,8	0,4	8,6 %	4,0	5,0	5,0	5,0	5,0

The psychosocial environment during the course was good (psychosocial environment includes among other things well-being, support, stress, equal treatment and discrimination)..

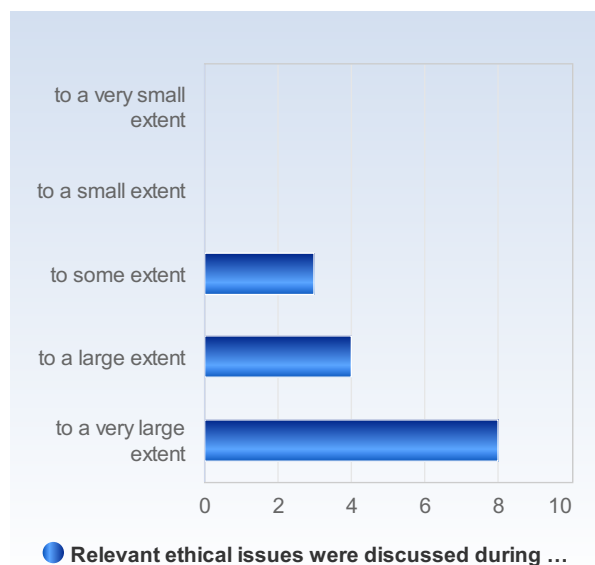
The psychosocial environment during the course was good (psychosocial environment includes among other things well-being, support, stress, equal treatment and discrimination)..	Number of responses
to a very small extent	0 (0,0%)
to a small extent	0 (0,0%)
to some extent	0 (0,0%)
to a large extent	5 (33,3%)
to a very large extent	10 (66,7%)
Total	15 (100,0%)



	Mean	Standard Deviation	Coefficient of Variation	Min	Lower Quartile	Median	Upper Quartile	Max
The psychosocial environment during the course was good (psychosocial environment includes among other things well-being, support, stress, equal treatment and discrimination)..	4,7	0,5	10,5 %	4,0	4,0	5,0	5,0	5,0

Relevant ethical issues were discussed during the course.

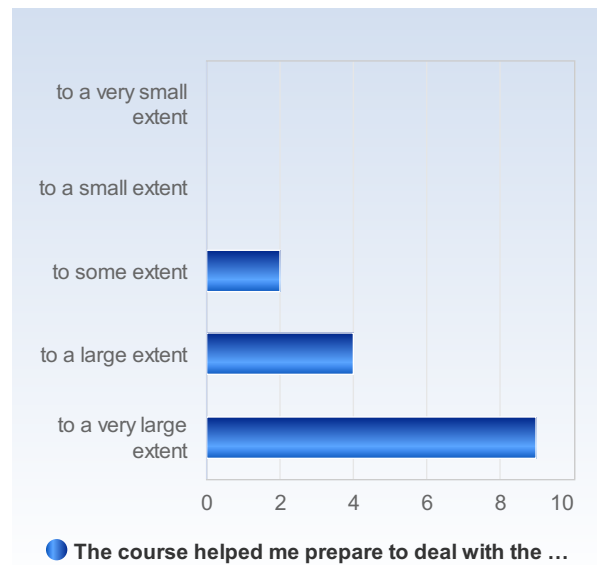
Relevant ethical issues were discussed during the course.	Number of responses
to a very small extent	0 (0,0%)
to a small extent	0 (0,0%)
to some extent	3 (20,0%)
to a large extent	4 (26,7%)
to a very large extent	8 (53,3%)
Total	15 (100,0%)



	Mean	Standard Deviation	Coefficient of Variation	Min	Lower Quartile	Median	Upper Quartile	Max
Relevant ethical issues were discussed during the course.	4,3	0,8	18,8 %	3,0	4,0	5,0	5,0	5,0

The course helped me prepare to deal with the ethical considerations I might face.

The course helped me prepare to deal with the ethical considerations I might face.	Number of responses
to a very small extent	0 (0,0%)
to a small extent	0 (0,0%)
to some extent	2 (13,3%)
to a large extent	4 (26,7%)
to a very large extent	9 (60,0%)
Total	15 (100,0%)



	Mean	Standard Deviation	Coefficient of Variation	Min	Lower Quartile	Median	Upper Quartile	Max
The course helped me prepare to deal with the ethical considerations I might face.	4,5	0,7	16,6 %	3,0	4,0	5,0	5,0	5,0