

1BI045 Spring 22

Respondents: 50
 Answer Count: 30
 Answer Frequency: 60,00 %

In my view, I have developed valuable expertise/skills during the course.

In my view, I have developed valuable expertise /skills during the course.	Number of responses
to a very small extent	0 (0,0%)
to a small extent	0 (0,0%)
to some extent	3 (10,0%)
to a large extent	11 (36,7%)
to a very large extent	16 (53,3%)
Total	30 (100,0%)



	Mean	Standard Deviation	Coefficient of Variation	Min	Lower Quartile	Median	Upper Quartile	Max
In my view, I have developed valuable expertise/skills during the course.	4,4	0,7	15,3 %	3,0	4,0	5,0	5,0	5,0

In my view, I have achieved all the intended learning outcomes of the course.

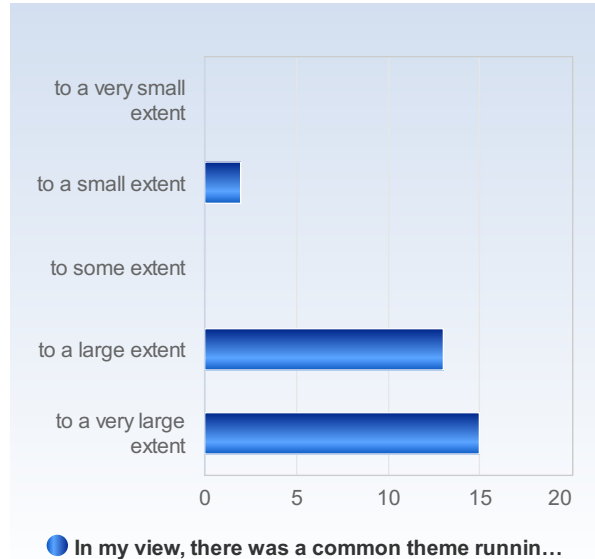
In my view, I have achieved all the intended learning outcomes of the course.	Number of responses
to a very small extent	1 (3,3%)
to a small extent	0 (0,0%)
to some extent	5 (16,7%)
to a large extent	17 (56,7%)
to a very large extent	7 (23,3%)
Total	30 (100,0%)



	Mean	Standard Deviation	Coefficient of Variation	Min	Lower Quartile	Median	Upper Quartile	Max
In my view, I have achieved all the intended learning outcomes of the course.	4,0	0,9	21,4 %	1,0	4,0	4,0	4,0	5,0

In my view, there was a common theme running throughout the course – from learning outcomes to examinations.

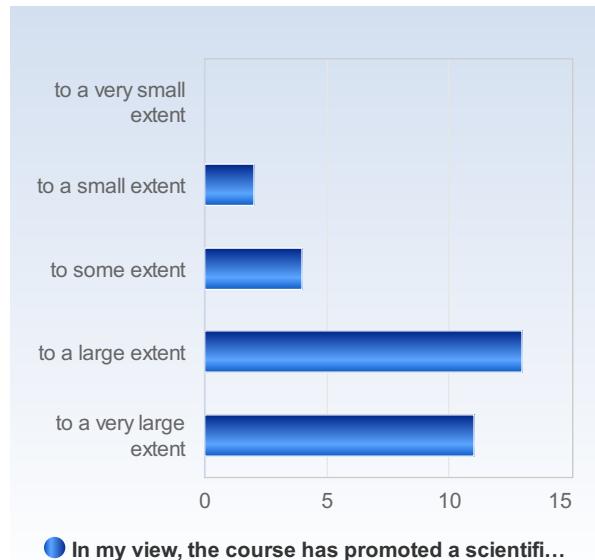
In my view, there was a common theme running throughout the course – from learning outcomes to examinations.	Number of responses
to a very small extent	0 (0,0%)
to a small extent	2 (6,7%)
to some extent	0 (0,0%)
to a large extent	13 (43,3%)
to a very large extent	15 (50,0%)
Total	30 (100,0%)



	Mean	Standard Deviation	Coefficient of Variation	Min	Lower Quartile	Median	Upper Quartile	Max
In my view, there was a common theme running throughout the course – from learning outcomes to examinations.	4,4	0,8	18,5 %	2,0	4,0	4,5	5,0	5,0

In my view, the course has promoted a scientific way of thinking and reasoning (e.g. analytical and critical thinking, independent search for and evaluation of information).

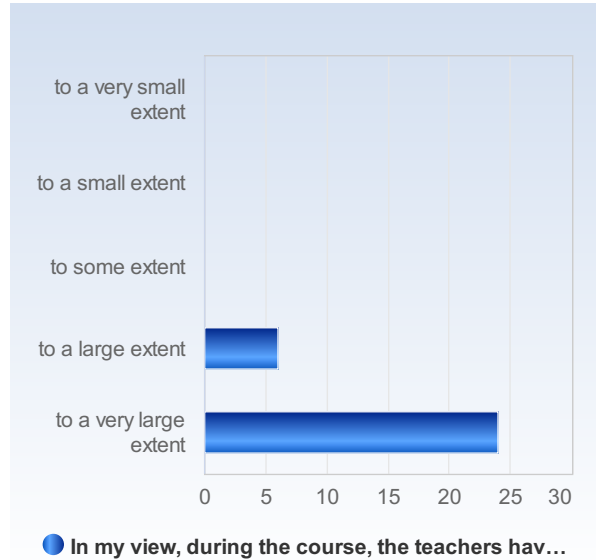
In my view, the course has promoted a scientific way of thinking and reasoning (e.g. analytical and critical thinking, independent search for and evaluation of information).	Number of responses
to a very small extent	0 (0,0%)
to a small extent	2 (6,7%)
to some extent	4 (13,3%)
to a large extent	13 (43,3%)
to a very large extent	11 (36,7%)
Total	30 (100,0%)



	Mean	Standard Deviation	Coefficient of Variation	Min	Lower Quartile	Median	Upper Quartile	Max
In my view, the course has promoted a scientific way of thinking and reasoning (e.g. analytical and critical thinking, independent search for and evaluation of information).	4,1	0,9	21,6 %	2,0	4,0	4,0	5,0	5,0

In my view, during the course, the teachers have been open to ideas and opinions about the course's structure and content.

In my view, during the course, the teachers have been open to ideas and opinions about the course's structure and content.	Number of responses
to a very small extent	0 (0,0%)
to a small extent	0 (0,0%)
to some extent	0 (0,0%)
to a large extent	6 (20,0%)
to a very large extent	24 (80,0%)
Total	30 (100,0%)

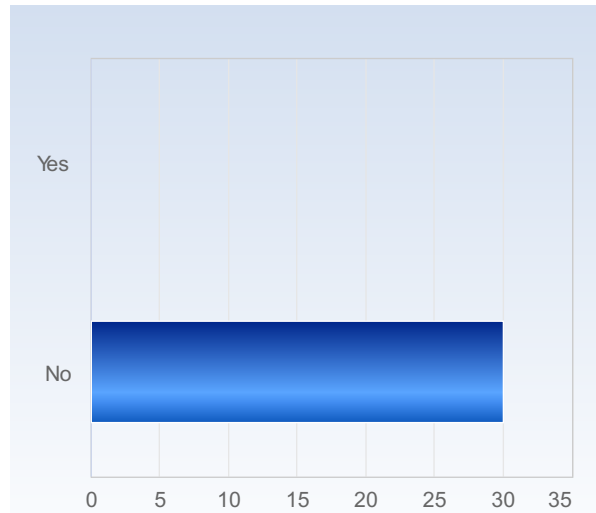


	Mean	Standard Deviation	Coefficient of Variation	Min	Lower Quartile	Median	Upper Quartile	Max
In my view, during the course, the teachers have been open to ideas and opinions about the course's structure and content.	4,8	0,4	8,5 %	4,0	5,0	5,0	5,0	5,0

Have you during the course been subjected to negative discrimination or insults because of your gender, ethnic origin, religion, disability or sexual orientation? If the answer is yes, the programme advises you to contact the study advisor or the student ombudsman; see KI webpage for Contact information.

Have you during the course been subjected to negative discrimination or insults because of your gender, ethnic origin, religion, disability or sexual orientation? If the answer is yes, the programme advises you to contact the study advisor or the student ombudsman; see KI webpage for Contact information.

	Number of responses
Yes	0 (0,0%)
No	30 (100,0%)
Total	30 (100,0%)



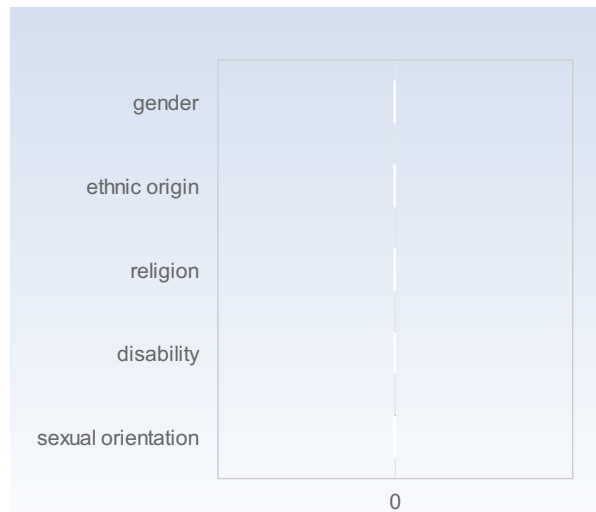
● Have you during the course been subjected to ...

	Mean	Standard Deviation	Coefficient of Variation	Min	Lower Quartile	Median	Upper Quartile	Max
Have you during the course been subjected to negative discrimination or insults because of your gender, ethnic origin, religion, disability or sexual orientation? If the answer is yes, the programme advises you to contact the study advisor or the student ombudsman; see KI webpage for Contact information.	2,0	0,0	0,0 %	2,0	2,0	2,0	2,0	2,0

What was the reason for the negative discrimination or insult?

What was the reason for the negative discrimination or insult?

What was the reason for the negative discrimination or insult?	Number of responses
gender	0 (0,0%)
ethnic origin	0 (0,0%)
religion	0 (0,0%)
disability	0 (0,0%)
sexual orientation	0 (0,0%)
Total	0 (0,0%)



● What was the reason for the negative discrimin...

	Mean	Standard Deviation	Coefficient of Variation	Min	Lower Quartile	Median	Upper Quartile	Max
What was the reason for the negative discrimination or insult?	0,0	0,0	NaN %	∞	0,0	0,0	0,0	-∞

To what extent do you feel that the workload during the course was reasonable in relation to the extent of the course/number of credits awarded?

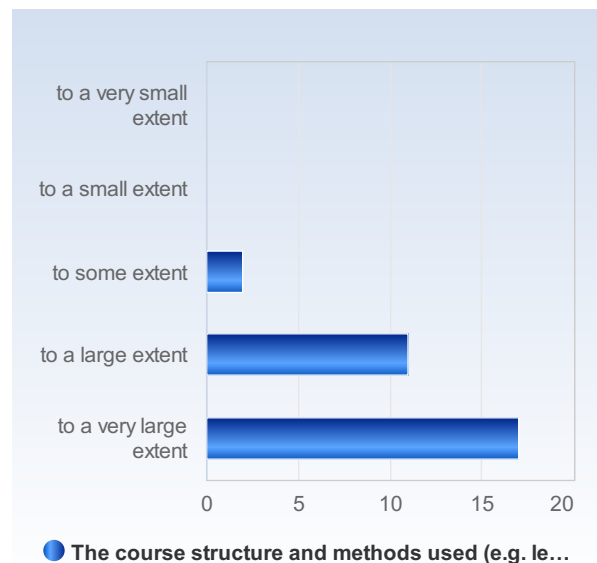
To what extent do you feel that the workload during the course was reasonable in relation to the extent of the course/number of credits awarded?	Number of responses
To a very small extent	0 (0,0%)
To a small extent	0 (0,0%)
To some extent	5 (16,7%)
To a large extent	17 (56,7%)
To a very large extent	8 (26,7%)
Total	30 (100,0%)



	Mean	Standard Deviation	Coefficient of Variation	Lower Quartile	Median	Upper Quartile	Max
To what extent do you feel that the workload during the course was reasonable in relation to the extent of the course/number of credits awarded?	4,1	0,7	16,1 %	3,0	4,0	4,5	5,0

The course structure and methods used (e.g. lectures, exercises, seminars, assignments etc.) were relevant in relation to the learning outcomes.

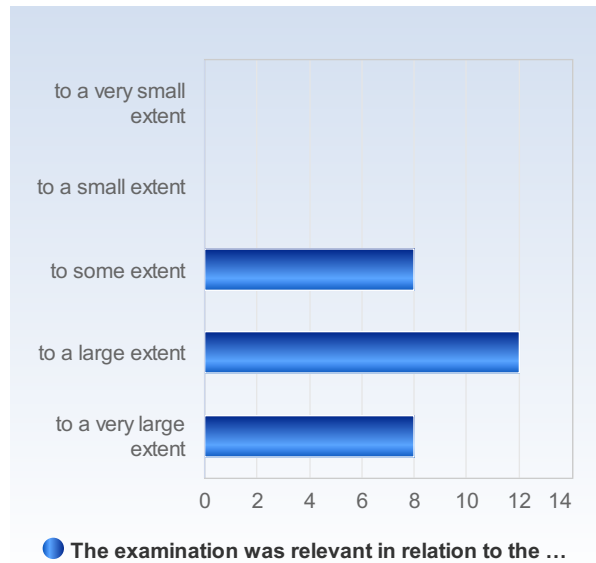
The course structure and methods used (e.g. lectures, exercises, seminars, assignments etc.) were relevant in relation to the learning outcomes.	Number of responses
to a very small extent	0 (0,0%)
to a small extent	0 (0,0%)
to some extent	2 (6,7%)
to a large extent	11 (36,7%)
to a very large extent	17 (56,7%)
Total	30 (100,0%)



	Mean	Standard Deviation	Coefficient of Variation	Lower Quartile	Median	Upper Quartile	Max
The course structure and methods used (e.g. lectures, exercises, seminars, assignments etc.) were relevant in relation to the learning outcomes.	4,5	0,6	14,0 %	3,0	4,0	5,0	5,0

The examination was relevant in relation to the learning outcomes.

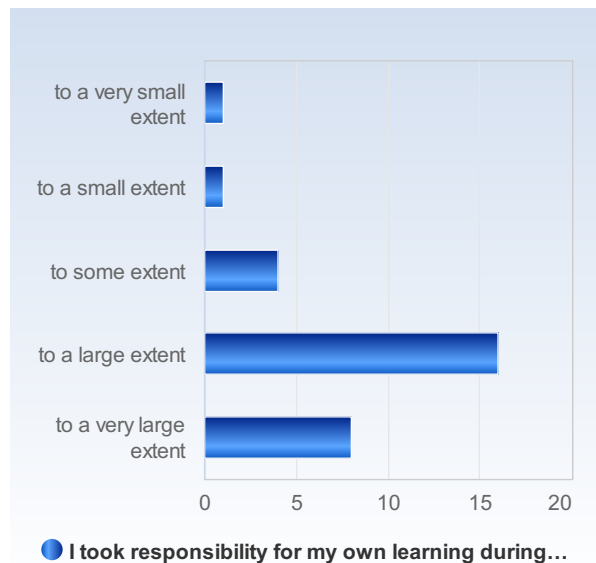
The examination was relevant in relation to the learning outcomes.	Number of responses
to a very small extent	0 (0,0%)
to a small extent	0 (0,0%)
to some extent	8 (28,6%)
to a large extent	12 (42,9%)
to a very large extent	8 (28,6%)
Total	28 (100,0%)



	Mean	Standard Deviation	Coefficient of Variation	Min	Lower Quartile	Median	Upper Quartile	Max
The examination was relevant in relation to the learning outcomes.	4,0	0,8	19,2 %	3,0	3,0	4,0	5,0	5,0

I took responsibility for my own learning during this course.

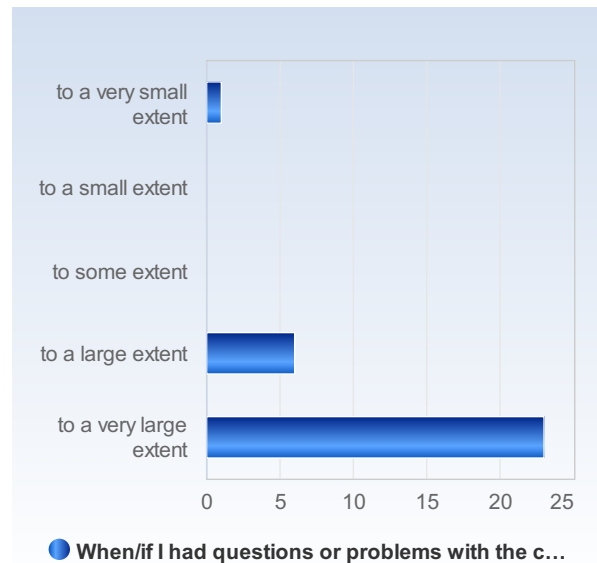
I took responsibility for my own learning during this course.	Number of responses
to a very small extent	1 (3,3%)
to a small extent	1 (3,3%)
to some extent	4 (13,3%)
to a large extent	16 (53,3%)
to a very large extent	8 (26,7%)
Total	30 (100,0%)



	Mean	Standard Deviation	Coefficient of Variation	Min	Lower Quartile	Median	Upper Quartile	Max
I took responsibility for my own learning during this course.	4,0	0,9	23,4 %	1,0	4,0	4,0	4,5	5,0

When/if I had questions or problems with the course content, I felt that I could turn to my teacher/supervisor for guidance.

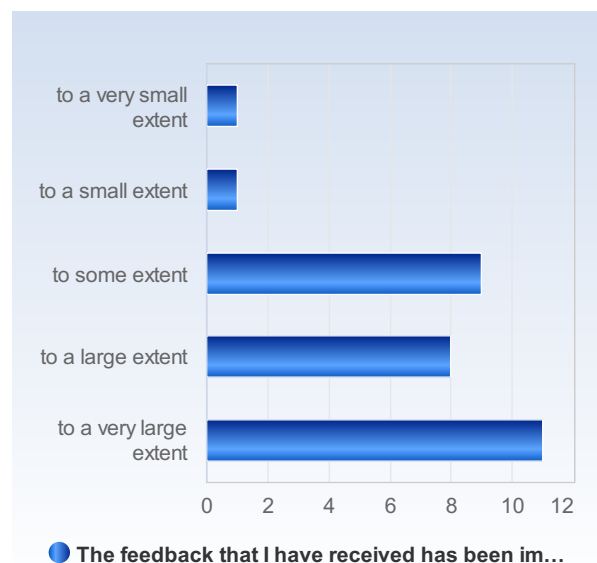
When/if I had questions or problems with the course content, I felt that I could turn to my teacher/supervisor for guidance.	Number of responses
to a very small extent	1 (3,3%)
to a small extent	0 (0,0%)
to some extent	0 (0,0%)
to a large extent	6 (20,0%)
to a very large extent	23 (76,7%)
Total	30 (100,0%)



	Mean	Standard Deviation	Coefficient of Variation	Min	Lower Quartile	Median	Upper Quartile	Max
When/if I had questions or problems with the course content, I felt that I could turn to my teacher/supervisor for guidance.	4,7	0,8	17,2 %	1,0	5,0	5,0	5,0	5,0

The feedback that I have received has been important for my development and learning.

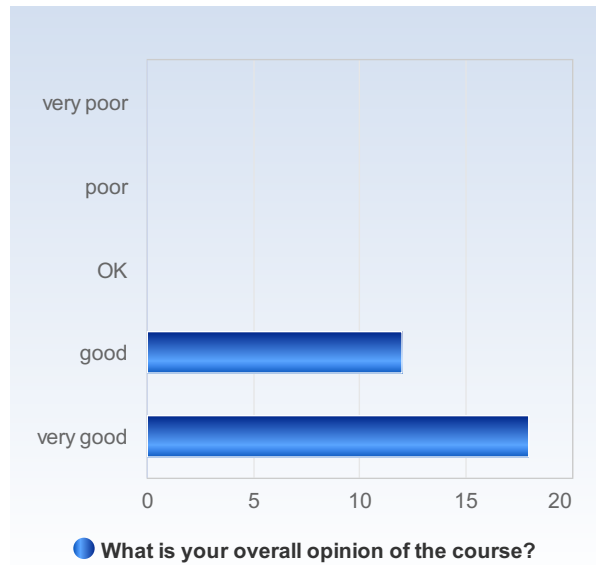
The feedback that I have received has been important for my development and learning.	Number of responses
to a very small extent	1 (3,3%)
to a small extent	1 (3,3%)
to some extent	9 (30,0%)
to a large extent	8 (26,7%)
to a very large extent	11 (36,7%)
Total	30 (100,0%)



	Mean	Standard Deviation	Coefficient of Variation	Min	Lower Quartile	Median	Upper Quartile	Max
The feedback that I have received has been important for my development and learning.	3,9	1,1	27,2 %	1,0	3,0	4,0	5,0	5,0

What is your overall opinion of the course?


What is your overall opinion of the course?	Number of responses
very poor	0 (0,0%)
poor	0 (0,0%)
OK	0 (0,0%)
good	12 (40,0%)
very good	18 (60,0%)
Total	30 (100,0%)



	Mean	Standard Deviation	Coefficient of Variation	Min	Lower Quartile	Median	Upper Quartile	Max
What is your overall opinion of the course?	4,6	0,5	10,8 %	4,0	4,0	5,0	5,0	5,0

The self-assessment quizzes in Canvas helped me prepare better for the final examination

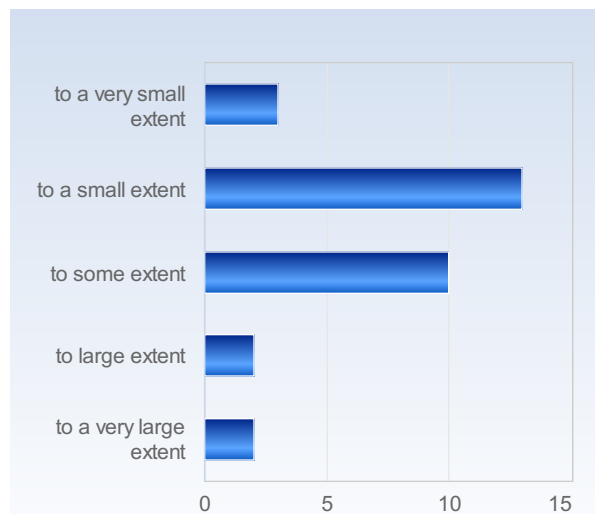
The self-assessment quizzes in Canvas helped me prepare better for the final examination	Number of responses
to a very small extent	1 (4,0%)
to a small extent	7 (28,0%)
to some extent	12 (48,0%)
to a large extent	3 (12,0%)
to a very large extent	2 (8,0%)
Total	25 (100,0%)



	Mean	Standard Deviation	Coefficient of Variation	Min	Lower Quartile	Median	Upper Quartile	Max
The self-assessment quizzes in Canvas helped me prepare better for the final examination	2,9	1,0	32,7 %	1,0	2,0	3,0	3,0	5,0

How did the course affected my work-personal life balance?

How did the course affected my work-personal life balance?	Number of responses
to a very small extent	3 (10,0%)
to a small extent	13 (43,3%)
to some extent	10 (33,3%)
to large extent	2 (6,7%)
to a very large extent	2 (6,7%)
Total	30 (100,0%)

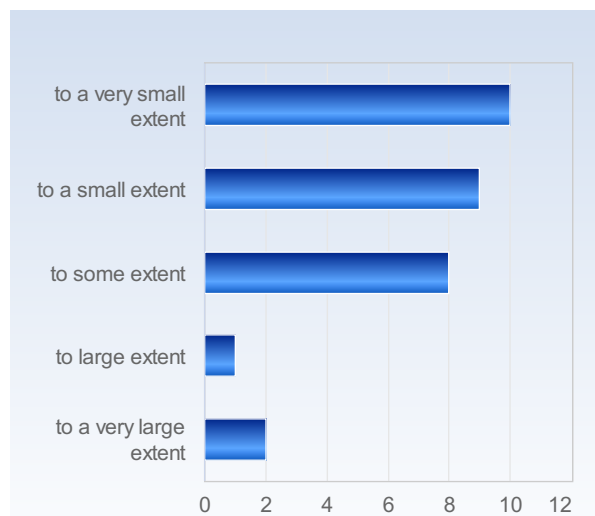


● How did the course affected my work-personal ...

	Mean	Standard Deviation	Coefficient of Variation	Min	Lower Quartile	Median	Upper Quartile	Max
How did the course affected my work-personal life balance?	2,6	1,0	39,2 %	1,0	2,0	2,0	3,0	5,0

How did the course affected my mental health?

How did the course affected my mental health?	Number of responses
to a very small extent	10 (33,3%)
to a small extent	9 (30,0%)
to some extent	8 (26,7%)
to large extent	1 (3,3%)
to a very large extent	2 (6,7%)
Total	30 (100,0%)



● How did the course affected my mental health?

	Mean	Standard Deviation	Coefficient of Variation	Min	Lower Quartile	Median	Upper Quartile	Max
How did the course affected my mental health?	2,2	1,2	52,6 %	1,0	1,0	2,0	3,0	5,0